

Student Survey (Middle and High)_021418

run on 11/06/2018



surveys





Report Filters

School:
N/A

Race:
N/A

Grade:
N/A

Gender:
N/A

Ethnicity:
N/A

Tag:
N/A

AdvancED Certified Content

Report Summary

Overall Score: 3.5

Network Average: 3.64



By Survey Section

Section Score | Network Average

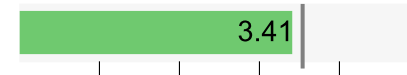
Purpose and Direction: 3.49

Network Average: 3.72



Governance and Leadership: 3.41

Network Average: 3.54




Teaching and Assessing for Learning: 3.53

Network Average: 3.66




Resources and Support Systems: 3.25

Network Average: 3.54



Using Results for Continuous Improvement: 3.42

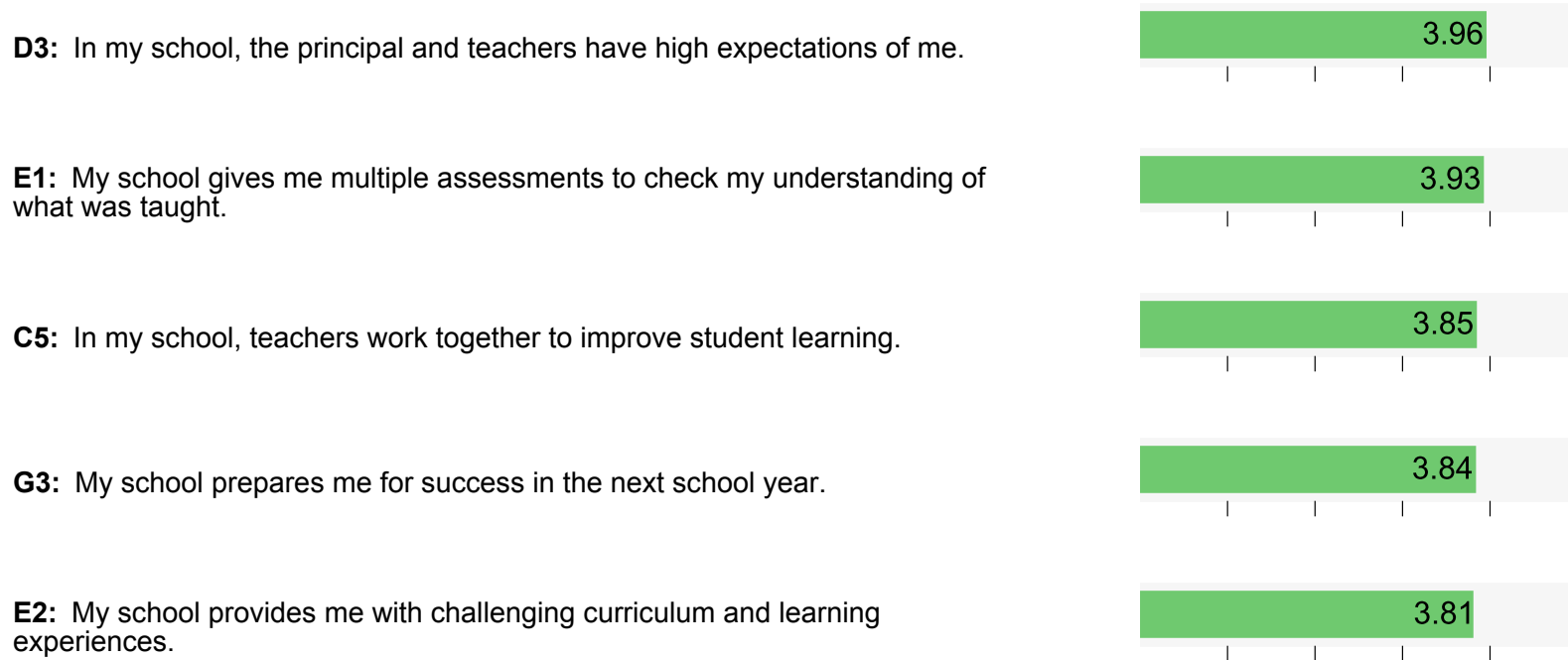
Network Average: 3.51





AdvancED Certified Content

Highest Scoring Items






AdvancED Certified Content

Lowest Scoring Items

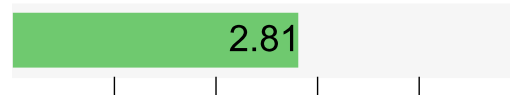
F2: In my school, students respect the property of others.



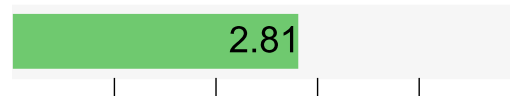
D2: In my school, students treat adults with respect.




C4: In my school, all students are treated with respect.



F5: In my school, students help each other even if they are not friends.



F1: In my school, the building and grounds are safe, clean, and provide a healthy place for learning.





AdvancED Certified Content

Demographics

Number of Responses | Percentages of Total Responses

1. Gender

Male	172	48%
Female	189	52%

361 respondents

2. Race

American Indian or Alaska Native	1	1%
Asian	3	2%
Black or African American	121	33%
Native Hawaiian or Other Pacific Islander	1	1%
White	150	41%
Two or more races	76	21%

364 respondents

3. Ethnicity

Hispanic 181 51%

Not Hispanic or Latino 177 49%

358 respondents

4. Grade

6th grade 185 50%

7th grade 147 40%

8th grade 34 9%

9th grade 1 1%

368 respondents

AdvancED Certified Content

C. Purpose and Direction

Section score: 3.49 Network average: 3.72

	Strongly Agree	Agree	Neutral	Disagree	Strongly Disagree	Not Applicable
	5	4	3	2	1	
	Number of Responses					
	Percentage of Total Responses					
1. In my school, programs and services are available to help me succeed.	67 19%	150 43%	98 28%	19 5%	10 3%	5 1%
349 respondents						
2. In my school, the purpose and expectations are clearly explained to me and my family.	55 16%	152 44%	96 28%	27 8%	12 3%	7 2%
349 respondents						
3. In my school, a high quality education is offered.	66 19%	121 35%	122 35%	20 6%	14 4%	6 2%
349 respondents						
4. In my school, all students are treated with respect.	29 8%	59 17%	92 26%	79 23%	68 19%	22 6%
349 respondents						

5. In my school, teachers work together to improve student learning.	81	138	88	27	6	9
	23%	40%	25%	8%	2%	3%

349 respondents

D. Governance and Leadership

Section score: 3.41 Network average: 3.54

	Strongly Agree	Agree	Neutral	Disagree	Strongly Disagree	Not Applicable
	5	4	3	2	1	
	Number of Responses					
	Percentage of Total Responses					
1. In my school, rules are applied equally to all students.	69	132	73	37	22	10
	20%	38%	21%	11%	6%	3%
	343 respondents					
2. In my school, students treat adults with respect.	24	55	113	70	67	14
	7%	16%	33%	20%	20%	4%
	343 respondents					
3. In my school, the principal and teachers have high expectations of me.	102	141	75	16	5	4
	30%	41%	22%	5%	1%	1%
	343 respondents					

E. Teaching and Assessing for Learning

Section score: 3.53 Network average: 3.66

	Strongly Agree	Agree	Neutral	Disagree	Strongly Disagree	Not Applicable
	5	4	3	2	1	
	Number of Responses					
	Percentage of Total Responses					
1. My school gives me multiple assessments to check my understanding of what was taught.	75	158	67	17	6	2
	23%	49%	21%	5%	2%	1%
	325 respondents					
2. My school provides me with challenging curriculum and learning experiences.	67	142	83	19	8	6
	21%	44%	26%	6%	2%	2%
	325 respondents					
3. My school prepares me to deal with issues I may face in the future.	55	99	79	57	26	9
	17%	30%	24%	18%	8%	3%
	325 respondents					
4. My school motivates me to learn new things.	45	121	95	44	14	6
	14%	37%	29%	14%	4%	2%
	325 respondents					
5. My school offers opportunities for my family to become involved in school activities and my learning.	53	128	82	40	13	9
	16%	39%	25%	12%	4%	3%
	325 respondents					
6. My school makes sure there is at least one adult who knows me well and shows interest in my education and future.	57	88	80	47	41	12
	18%	27%	25%	14%	13%	4%
	325 respondents					
7. My school provides learning services for me according to my needs.	47	127	98	33	11	9

	14% 325 respondents	39%	30%	10%	3%	3%
8. All of my teachers use a variety of teaching methods and learning activities to help me develop the skills I will need to succeed.	71 22% 325 respondents	131 40%	90 28%	22 7%	6 2%	5 2%
9. All of my teachers change their teaching to meet my learning needs.	30 9% 325 respondents	92 28%	90 28%	73 22%	32 10%	8 2%
10. All of my teachers explain their expectations for learning and behavior so I can be successful.	64 20% 325 respondents	128 39%	92 28%	28 9%	8 2%	5 2%
11. All of my teachers use tests, projects, presentations, and portfolios to check my understanding of what was taught.	63 19% 325 respondents	133 41%	79 24%	28 9%	13 4%	9 3%
12. All of my teachers provide me with information about my learning and grades.	58 18% 325 respondents	147 45%	81 25%	24 7%	7 2%	8 2%
13. All of my teachers keep my family informed of my academic progress.	58 18% 325 respondents	110 34%	88 27%	32 10%	24 7%	13 4%
14. All of my teachers fairly grade and evaluate my work.	49 15% 325 respondents	118 36%	89 27%	32 10%	26 8%	11 3%

F. Resources and Support Systems

Section score: 3.25 Network average: 3.54

	Strongly Agree	Agree	Neutral	Disagree	Strongly Disagree	Not Applicable
	5	4	3	2	1	
	Number of Responses					
	Percentage of Total Responses					
1. In my school, the building and grounds are safe, clean, and provide a healthy place for learning.	35	89	80	58	41	15
	11%	28%	25%	18%	13%	5%
	318 respondents					
2. In my school, students respect the property of others.	18	40	83	68	87	22
	6%	13%	26%	21%	27%	7%
	318 respondents					
3. In my school, a variety of resources are available to help me succeed (e.g., teaching staff, technology, media center).	55	138	82	24	11	8
	17%	43%	26%	8%	3%	3%
	318 respondents					
4. In my school, computers are up-to-date and used by teachers to help me learn.	63	142	76	21	10	6
	20%	45%	24%	7%	3%	2%
	318 respondents					
5. In my school, students help each other even if they are not friends.	26	69	73	55	72	23
	8%	22%	23%	17%	23%	7%
	318 respondents					
6. In my school, I can participate in activities that interest me.	65	122	84	25	15	7
	20%	38%	26%	8%	5%	2%
	318 respondents					
7. In my school, I have access to counseling, career planning, and other programs to help me in school.	46	115	98	31	18	10

14%
318 respondents

36%

31%

10%

6%

3%

G. Using Results for Continuous Improvement

Section score: 3.42 Network average: 3.51

	Strongly Agree	Agree	Neutral	Disagree	Strongly Disagree	Not Applicable
	5	4	3	2	1	
	Number of Responses					
	Percentage of Total Responses					
1. My school shares information about school success with my family and community members.	48	101	100	39	19	6
	15%	32%	32%	12%	6%	2%
	313 respondents					
2. My school considers students' opinions when planning ways to improve the school.	42	77	88	58	36	12
	13%	25%	28%	19%	12%	4%
	313 respondents					
3. My school prepares me for success in the next school year.	77	122	81	15	14	4
	25%	39%	26%	5%	4%	1%
	313 respondents					

H. Open-Ended Questions

1. What do you like best about your school?
2. What do you like least about your school?
3. What is one suggestion you would like to offer to improve your school?