

**THE SCHOOL BOARD OF BROWARD COUNTY, FLORIDA  
OFFICE OF THE SUPERINTENDENT**

**JAMES NOTTER  
SUPERINTENDENT OF SCHOOLS**

**Telephone: (754) 321-2600**

**Facsimile: (754) 321-2701**

*Signatures on file.*

June 5, 2008

**TO:** School Board Members

**FROM:** Katherine Blasik, Ph.D., Associate Superintendent  
Research, Evaluation, Assessment & Boundaries

**VIA:** James Notter  
Superintendent of Schools

**SUBJECT: 2008 STANFORD ACHIEVEMENT TEST, TENTH EDITION (SAT-10)  
READING COMPREHENSION RESULTS**

The Stanford Achievement Test, Tenth Edition (SAT-10) is a nationally normed test of Reading and Mathematics skills. Broward County Public Schools (BCPS) first and second grade students take the assessment during the Spring of each school year. As specified in School Board Policy 6000.1, performance on the Reading Comprehension subtest is a criterion for promotion to the next grade level. This year students did not take the Mathematics Problem Solving subtest, which has been replaced with a district-created end-of-course mathematics assessment.

Individual student results for the 2007-08 administration of the SAT-10 Reading Comprehension subtest recently became available in the district Data Warehouse and Virtual Counselor. Enclosed you will find District and school-by-school summary data of student performance on the SAT-10 Reading assessment. As the following data summaries illustrate, performance has remained stable over a three-year period. Likewise, performance gaps between boys and girls, White and Black students, and White and Hispanic students persist.

### **SAT-10 Districtwide Results**

Reading test results for BCPS' first and second grade students who participated in SAT-10 testing during 2007-08 are summarized in Figure 1 along with data from the prior two school years. When reviewing these test scores, remember that 50 is the average national percentile rank for a norm-referenced test.

**Figure 1 indicates that, on average, district student performance on the SAT-10 continued to exceed the national average (50<sup>th</sup> percentile) for grades 1 and 2 in Reading.<sup>1</sup> The mean percentile rank remained stable in both grade levels over a three-year period.**

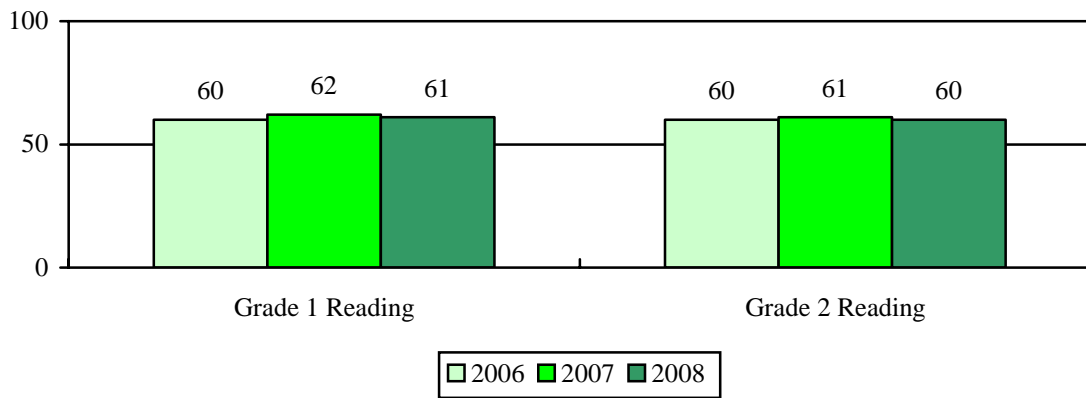


Figure 1. SAT-10 Mean Percentile Rank, 2005-06 through 2007-08.

### SAT-10 Results by Gender

The SAT-10 results displayed in Figure 2 are disaggregated by gender and grade level. **Female students in both grades 1 and 2 registered higher scores than did their male classmates.** As with the district overall, performance by gender and grade level has remained stable over the past three years. There has been no variability in Grade 2 female mean percentile ranks, and only small fluctuations with Grade 1 females and Grade 1 and 2 males. **Both genders at both grade levels demonstrate a mean percentile rank greater than the national average.**

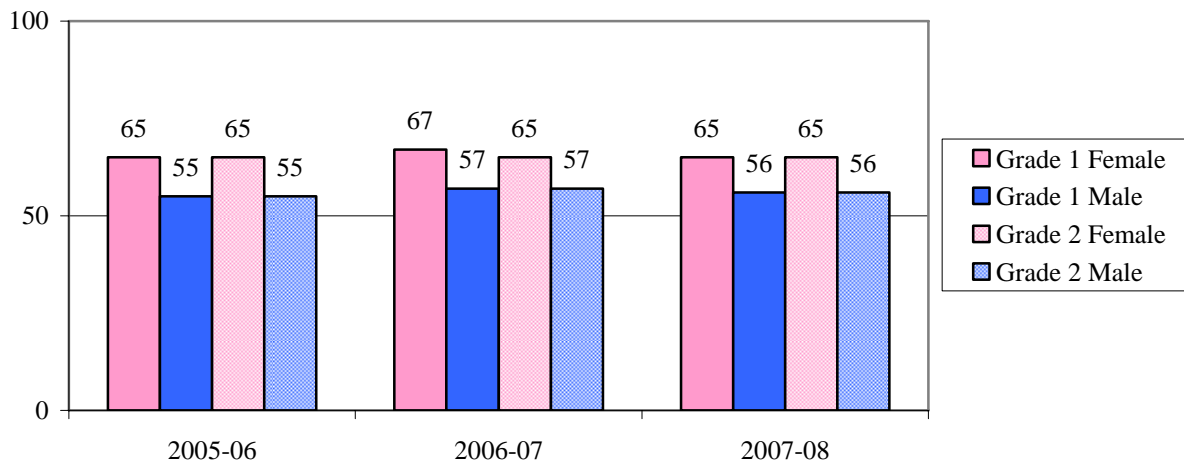


Figure 2. SAT-10 Mean Percentile Rank by Gender and Grade, 2005-06 through 2007-08.

<sup>1</sup> Individual student percentile rank scores were converted to normal curve equivalent (NCE) scores prior to averaging. The average NCE score was reverse transformed to a percentile rank for reporting.

### SAT-10 Results by Ethnicity

Figures 3 and 4 provide SAT-10 test results by ethnicity and grade level. **Grade 1 students of each ethnic category achieved above the national average in all three years examined.** In Grade 2, however, while Hispanic and White students scored above the national average in all three years, Black students scored below the national average in two years and at the national average in one year.

The achievement gaps between Black and White students, and Hispanic and White students have been observed in the past and persist with the most recent assessment results. **Of concern is the 3 to 4 percentile rank disparity between Black Grade 1 students and Black Grade 2 students in each year examined.**

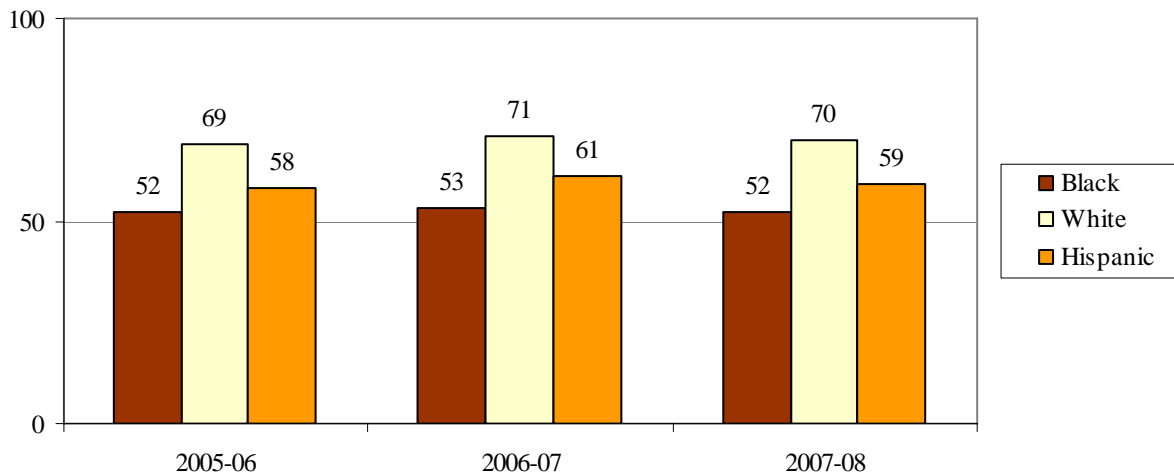


Figure 3. SAT-10 Mean Percentile Rank by Ethnicity, Grade 1

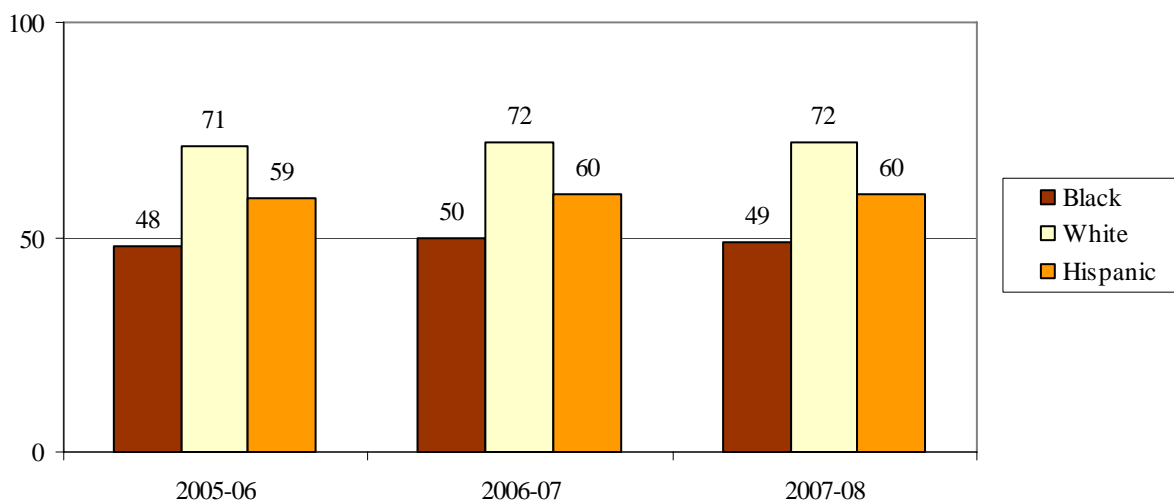


Figure 4. SAT-10 Mean Percentile Rank by Ethnicity, Grade 2

### SAT-10 School-by-School Results

Appendix A provides a summary of BCPS school participation and mean percentile rank results for grades 1 and 2 during the 2005-06 through 2007-08 school years. Schools with mean performance below the national average (50<sup>th</sup> percentile) display the relevant scores in bold text. Highlights of Broward schools' 2007-08 score reports include:

- 120 of 159 (75.5%) Broward schools with Grade 1 enrollments registered mean percentile ranks above the national average in Reading Comprehension in that grade, while 114 of 158 (72.2%) schools with Grade 2 enrollments were above the national average.
- Three schools performed at or above the 75<sup>th</sup> percentile in Grade 1 Reading Comprehension (Coral Park, Eagle Ridge, Manatee Bay) while eight schools performed at or above the 75<sup>th</sup> percentile in Grade 2 (Chapel Trail, Eagle Point, Embassy Creek, Florida Intercultural Academy, Gator Run, Griffin, Silver Palms, Silver Ridge). **Seven schools demonstrated commendable performance by scoring at or above the 75<sup>th</sup> percentile in both Grades 1 and 2 (Bayview, Chancellor Charter Weston, Everglades, Hawkes Bluff, Indian Trace, Park Trails, Virginia S. Young).**
- No school performed below the 25<sup>th</sup> percentile in Grade 1 Reading Comprehension, and only two schools performed below that level in Grade 2 (Charter Institute Training Center – Fort Lauderdale, Susie Daniels Charter).

The most recent results of the SAT-10 Reading Comprehension test indicate several positive results. In both Grades 1 and 2, BCPS students performed significantly better than the national average. Appendix B provides a SAT-10 summary by gender and ethnicity. When examined by gender, both females and males performed better than the national average in both grade levels. By ethnicity, Hispanic and White students in both grade levels performed well above the national average.

However, several trends warrant attention as they have continued with this most recent assessment. Male students in BCPS in both grade levels continue to perform to a lower degree than females. Additionally, the Black and Hispanic ethnic groups demonstrated lower achievement than White students. Finally, Black student achievement remains at approximately the national average, while Hispanic and White students have exceeded this average by a considerable margin. **Schools should use Appendix A to determine their performance relative to the national average (grades with a median percentile less than 50 for 2007-08 are in bold), and Appendix B to locate and address gaps between gender and ethnicity within the school (groups where the gap exceeds 10 points are in bold). It is recommended that the area staff and reading supervisors focus on strategies to address these trends for inclusion in the 2008-09 School Improvement Plan.** This memorandum is available on the Student Assessment & School Performance Department Web site at <http://www.broward.k12.fl.us/studentassessment>. If you have any questions, please contact **Paul Houchens, Director, Student Assessment & School Performance, at 754-321-4257.**

JFN/KAB/PWH:tje

Attachments

cc: Executive Leadership Team  
Area Directors  
Principals  
Diane Carr, Executive Director, Core Curriculum  
Marcia Baldanza, Principal on Special Assignment, Superintendent's School  
Veda Hudge, Principal on Special Assignment, Superintendent's School  
Rise Yevelson, Director, School Improvement

Appendix A  
2005-06 through 2007-08 SAT-10 Reading Comprehension Results by School and Grade

School	Loc#	2005-06				2006-07				2007-08			
		Grade 1		Grade 2		Grade 1		Grade 2		Grade 1		Grade 2	
		n	%ile	n	%ile	n	%ile	n	%ile	n	%ile	n	%ile
<b>NORTH AREA</b>													
Atlantic West	2511	157	62	168	53	170	65	160	54	130	57	165	56
Coconut Creek	1421	153	62	147	71	148	66	153	69	150	62	171	63
Coral Park	3041	125	76	139	64	117	79	115	72	85	75	123	74
Coral Springs	2551	132	55	149	54	120	57	126	53	106	60	123	60
Country Hills	3111	145	68	169	73	130	65	147	71	166	68	131	64
Cresthaven	0901	108	45	114	52	118	44	107	52	99	51	106	51
Cypress	1781	150	50	134	45	134	58	106	50	158	<b>45</b>	124	52
Deerfield Beach	0011	130	44	133	56	123	57	108	52	142	<b>43</b>	121	62
Deerfield Park	0391	106	51	105	44	134	50	103	48	110	52	108	<b>49</b>
Drew, Charles	3221	118	36	90	34	115	38	97	42	108	50	119	<b>49</b>
Eagle Ridge	3441	137	75	149	72	139	76	140	70	134	82	138	68
Forest Hills	2631	127	68	95	57	102	66	104	63	118	65	103	57
Hunt, James S.	1971	154	72	158	66	173	72	149	65	154	69	170	59
Liberty	3821	213	53	114	52	199	55	175	52	188	<b>49</b>	197	<b>49</b>
Maplewood	2741	132	67	120	64	136	57	125	70	132	51	138	61
Margate	1161	176	54	193	57	155	56	164	62	166	<b>49</b>	155	56
Markham, Robert C.	1671	86	52	100	37	80	52	71	40	76	<b>45</b>	75	<b>42</b>
McNab	0841	129	66	132	66	123	62	116	62	115	73	122	64
Morrow	2691	99	44	119	47	128	40	94	51	110	<b>32</b>	107	<b>47</b>
Norcrest	0561	124	65	130	64	116	52	103	57	107	<b>44</b>	119	65
North Lauderdale	2231	160	41	177	44	164	47	134	41	140	<b>48</b>	142	<b>36</b>
Palmview	1131	114	40	100	38	113	41	112	49	115	<b>42</b>	91	51
Park Ridge	1951	71	50	73	23	90	44	62	43	74	<b>43</b>	88	<b>34</b>
Parkside	3631	138	60	165	54	131	60	138	58	127	55	146	59
Park Springs	3171	135	69	135	73	154	70	138	72	142	67	166	66
Park Trails	3781	214	75	224	75	190	80	225	75	238	75	222	80
Pompano Beach	0751	110	52	91	46	98	56	102	52	104	51	91	53
Quiet Waters	3121	227	58	199	61	194	64	216	64	221	57	209	60
Ramblewood	2721	133	67	169	60	135	73	136	63	143	68	168	65
Riverglades	2891	168	68	146	79	149	74	159	73	140	71	157	73
Riverside	3031	132	73	139	70	139	71	139	77	126	74	144	69
Sanders Park	0891	89	61	87	36	86	49	80	44	83	<b>48</b>	74	50
Tamarac	2621	172	62	193	60	186	65	164	62	175	63	191	64
Tedder	0571	112	53	92	38	88	54	106	46	91	<b>48</b>	88	<b>49</b>
Tradewinds	3481	185	65	184	62	171	66	175	69	174	61	185	61
Westchester	2681	205	65	174	73	170	78	187	65	160	72	182	73
Winston Park	3091	224	56	203	70	213	69	197	66	191	63	205	69
<b>NORTH CENTRAL AREA</b>													
Banyan	2001	179	62	173	59	161	59	172	61	139	60	158	60
Broadview	0811	140	67	146	63	111	68	139	62	147	66	131	55
Castle Hill	1461	134	46	126	39	145	52	138	41	107	57	127	<b>40</b>
Challenger	3771	200	63	215	67	192	67	183	65	204	61	195	61
Endeavour PLC	3301	126	45	105	43	125	49	100	48	107	<b>38</b>	105	<b>49</b>
Floranada	0851	129	65	115	72	126	62	117	73	106	60	140	61
Horizon	2531	175	62	168	62	151	70	146	61	142	70	152	62
Larkdale	0621	54	51	57	42	76	42	62	39	82	<b>37</b>	72	<b>31</b>
Lauderhill, Paul Turner	1381	111	45	119	44	130	50	104	43	131	<b>44</b>	118	<b>42</b>
Lloyd Estates	1091	86	41	94	41	66	45	76	45	90	<b>45</b>	71	<b>41</b>
Nob Hill	2671	62	51	40	52	118	68	118	66	128	63	139	66
North Andrews Gardens	0521	115	71	111	62	120	67	124	68	153	64	121	63

Appendix A  
2005-06 through 2007-08 SAT-10 Reading Comprehension Results by School and Grade

School	Loc#	2005-06				2006-07				2007-08			
		Grade 1		Grade 2		Grade 1		Grade 2		Grade 1		Grade 2	
		n	%ile	n	%ile	n	%ile	n	%ile	n	%ile	n	%ile
Nova Blanche Forman	1282	113	65	129	60	128	66	122	63	128	62	116	70
Nova Dwight D. Eisenhower	1271	121	71	141	69	119	69	116	73	124	66	116	72
Oakland Park	0031	104	44	94	49	117	37	83	50	113	<b>41</b>	95	<b>49</b>
Oriole	1831	133	53	129	42	128	49	108	46	104	<b>47</b>	131	<b>40</b>
Park Lakes	3761	193	54	239	40	212	51	186	48	189	<b>46</b>	176	<b>44</b>
Pinewood	2811	128	61	138	56	169	63	126	57	143	64	176	56
Royal Palm	1851	140	50	148	49	137	58	112	54	100	<b>43</b>	108	64
Sandpiper	3061	157	55	139	63	137	60	149	64	115	54	116	64
Village	1621	148	54	144	42	128	61	141	38	148	59	138	<b>40</b>
Welleby	2881	131	66	144	59	142	57	123	65	148	70	135	60
<b>SOUTH CENTRAL AREA</b>													
Bayview	0641	83	80	114	85	92	77	75	78	78	86	100	77
Bennett	0201	58	45	59	58	68	57	50	53	74	51	71	53
Broward Estates	0501	107	51	116	52	110	48	105	57	106	51	91	61
Central Park	2641	203	77	222	71	202	74	200	72	214	73	180	73
Country Isles	2981	158	72	194	71	138	69	168	70	156	69	146	69
Croissant Park	0221	130	57	95	49	97	55	111	57	114	59	85	55
Dillard	0271	124	60	143	49	148	51	118	47	132	56	110	<b>42</b>
Eagle Point	3461	210	72	221	74	220	72	198	77	194	69	217	76
Everglades	2942	166	74	182	75	142	83	177	75	145	79	157	84
Flamingo	2541	151	54	133	65	130	57	136	60	126	59	117	65
Foster, Stephen	0921	103	62	120	57	93	57	98	57	112	59	104	57
Fox Trail	3531	200	67	205	66	173	69	198	70	195	71	182	65
Gator Run	3642	186	74	201	76	196	73	185	76	194	71	197	77
Harbordale	0491	66	62	60	65	54	72	63	61	52	66	62	64
Indian Trace	3181	116	83	122	76	103	81	124	78	110	84	100	76
King, Martin Luther	1611	87	54	102	40	86	58	76	37	70	<b>31</b>	69	<b>44</b>
Lauderdale Manors	0431	105	46	85	35	113	39	100	40	115	<b>34</b>	85	<b>38</b>
Manatee Bay	3841	230	74	222	72	208	77	235	72	207	78	220	73
Marshall, Thurgood	3291	79	50	99	41	93	46	73	56	80	<b>47</b>	76	<b>37</b>
Meadowbrook	0761	96	48	110	48	94	50	102	51	98	54	93	52
Mirror Lake	1841	99	63	89	51	100	62	93	59	88	61	94	58
North Fork	1191	84	35	83	36	94	36	74	38	116	<b>45</b>	87	<b>39</b>
North Side	0041	82	39	78	39	85	44	72	29	83	50	64	<b>40</b>
Peters	0931	110	67	115	62	121	65	97	67	116	61	143	58
Plantation	0941	120	56	143	56	128	65	112	60	109	61	122	58
Plantation Park	1251	83	68	89	63	82	65	88	68	84	70	90	58
Riverland	0151	92	49	95	54	109	56	99	55	81	<b>44</b>	100	59
Rock Island	3701	104	51	103	58	92	46	98	42	95	57	100	<b>45</b>
Sawgrass	3401	166	62	171	57	165	62	155	62	168	58	166	63
Silver Ridge	3081	133	69	157	70	160	69	143	74	165	64	164	75
Sunland Park	0611	83	27	76	27	86	35	78	39	74	<b>33</b>	71	<b>28</b>
Tropical	0731	131	70	145	73	129	76	120	69	135	73	132	69
Walker	0321	138	53	133	51	121	57	137	51	113	65	113	<b>46</b>
Westwood Heights	0631	130	37	119	44	115	39	119	49	114	<b>46</b>	93	<b>47</b>
Wilton Manors	0191	109	52	98	55	101	60	103	50	89	58	92	55
Young, Virginia S.	3321	107	71	115	71	113	76	103	74	110	78	115	75

Appendix A  
2005-06 through 2007-08 SAT-10 Reading Comprehension Results by School and Grade

School	Loc#	<u>2005-06</u>				<u>2006-07</u>				2007-08			
		<u>Grade 1</u>		<u>Grade 2</u>		<u>Grade 1</u>		<u>Grade 2</u>		<u>Grade 1</u>		<u>Grade 2</u>	
		<i>n</i>	<i>%ile</i>	<i>n</i>	<i>%ile</i>	<i>n</i>	<i>%ile</i>	<i>n</i>	<i>%ile</i>	<i>n</i>	<i>%ile</i>	<i>n</i>	<i>%ile</i>
<b>SOUTH AREA</b>													
Bethune, Mary M.	0341	141	41	121	44	129	43	108	54	107	<b>45</b>	116	<b>43</b>
Boulevard Heights	0971	135	69	151	57	149	68	138	56	124	61	138	65
Chapel Trail	2961	157	68	195	73	182	73	139	72	169	71	181	75
Coconut Palm	3741	195	67	184	64	187	71	197	62	177	73	195	68
Colbert	0231	119	26	107	44	114	42	86	38	105	<b>33</b>	98	<b>43</b>
Collins	0331	60	44	45	44	64	38	52	42	54	<b>37</b>	67	<b>37</b>
Cooper City	1211	142	72	162	73	136	67	165	73	141	63	132	72
Coral Cove	2011	150	59	136	59	173	61	157	62	142	65	156	64
Dania	0101	82	49	91	50	92	49	67	49	72	52	81	<b>49</b>
Davie	2801	176	47	159	55	174	47	130	64	169	58	150	56
Dolphin Bay	3751	77	68	84	63	97	57	83	61	141	71	112	54
Driftwood	0721	123	54	109	62	130	55	116	64	138	62	126	64
Embassy Creek	3191	131	73	140	77	149	77	133	77	126	74	153	79
Fairway	1641	160	57	149	55	172	59	155	53	161	56	162	<b>45</b>
Griffin	2851	107	71	87	72	82	63	106	74	82	59	88	75
Hallandale	0131	243	42	191	57	205	48	212	60	217	<b>44</b>	177	56
Hawkes Bluff	3131	180	72	168	76	145	68	173	75	138	78	141	75
Hollywood Central	0121	119	51	94	50	114	58	109	58	133	54	106	59
Hollywood Hills	0111	133	71	140	67	145	70	131	72	123	69	147	74
Hollywood Park	1761	93	49	86	49	89	59	95	58	78	60	83	60
Lake Forest	0831	141	48	151	46	146	56	131	46	147	64	146	52
Lakeside	3591	150	67	185	73	138	65	136	72	132	68	143	71
Miramar	0531	139	50	144	56	149	67	146	53	141	62	156	53
Oakridge	0461	136	57	150	60	130	64	120	63	118	62	120	55
Orange Brook	0711	134	45	134	47	143	61	129	53	129	50	136	53
Palm Cove	3311	187	59	174	62	157	60	180	55	154	65	162	57
Panther Run	3571	114	71	157	72	116	73	118	64	122	71	123	71
Pasadena Lakes	2071	138	56	118	53	148	60	124	58	119	64	137	59
Pembroke Lakes	2661	135	71	124	69	125	70	142	74	91	70	127	73
Pembroke Pines	1221	114	70	132	58	90	62	114	59	120	52	90	55
Perry, Annabel C.	1631	123	51	113	53	122	59	102	57	127	57	128	61
Pines Lakes	2861	145	68	145	63	127	65	127	63	126	66	130	59
Sea Castle	2871	161	65	196	50	156	63	175	55	137	63	150	58
Sheridan Hills	1811	92	59	80	56	100	67	95	65	86	62	88	65
Sheridan Park	1321	148	59	130	57	102	62	134	57	111	59	110	52
Silver Lakes	3371	137	65	174	67	127	66	122	68	134	66	133	64
Silver Palms	3491	148	66	158	72	155	71	138	74	137	72	140	75
Silver Shores	3581	130	65	114	74	124	70	112	69	138	67	119	71
Stirling	0691	108	54	114	59	106	56	113	53	122	54	110	53
Sunset Lakes	3661	171	75	167	68	182	73	166	76	189	73	190	71
Sunshine	1171	164	62	149	56	150	60	153	52	147	55	151	51
Watkins	0511	139	48	122	41	123	56	120	55	108	51	126	<b>48</b>
West Hollywood	0161	117	49	123	52	129	46	113	49	98	<b>49</b>	107	<b>47</b>

Appendix A  
2005-06 through 2007-08 SAT-10 Reading Comprehension Results by School and Grade

School	Loc#	2005-06				2006-07				2007-08			
		Grade 1		Grade 2		Grade 1		Grade 2		Grade 1		Grade 2	
		<i>n</i>	<i>%ile</i>	<i>n</i>	<i>%ile</i>	<i>n</i>	<i>%ile</i>	<i>n</i>	<i>%ile</i>	<i>n</i>	<i>%ile</i>	<i>n</i>	<i>%ile</i>
<b>CHARTER SCHOOLS</b>													
Ben Gamla Charter	5410									50	59	50	<b>47</b>
Broward Community Charter	5315	47	73	25	73	44	63	26	72	19	64	34	64
Broward Community Charter West	5403					64	53	38	59	63	59	49	<b>46</b>
Central Charter School	5041	87	54	87	64	107	62	99	51	92	53	97	54
Charter Institute Training Center -FTL	5131					10	25	10	30			10	<b>20</b>
Charter School of Excellence	5031	46	55	53	48	56	68	52	55	53	65	53	72
Dayspring Charter	5411									19	<b>28</b>	12	<b>28</b>
Eagles' Nest	5355	10	46	12	35	21	26	14	29				
Excelsior Charter	5393									32	76		
Florida Intercultural Academy	5361	14	77	11	54	30	80	13	66	42	68	29	76
Hollywood Academy of Arts & Science	5325	97	51	75	55	72	59	92	67	67	62	74	63
Imagine Charter at Weston	5111	118	81	174	72	176	78	166	75	149	78	146	76
Imagine Charter at North Lauderdale	5171					93	34	79	29	83	<b>35</b>	71	<b>31</b>
Kidz Choice Charter	5409									14	70		
N. Broward Academy Of Excellence	5161	115	53	102	61	78	63	56	58	95	65	79	65
Paragon	5375	17	14	17	36	16	55	20	55	37	<b>35</b>	17	<b>40</b>
Pembroke Pines Charter	5051	298	76	296	71	296	75	300	72	299	74	298	71
Somerset Academy Miramar	5405					22	78	27	53	108	58	114	53
Somerset Academy Davie	5211	38	69	26	69	33	64	38	66	25	71	25	71
Somerset Academy	5141	138	67	143	69	126	74	153	71	147	61	122	66
Somerset Neighborhood School	5021	10	82	13	78	21	47						
Sunrise Community Charter	5398					12	49	15	28	39	57	12	<b>43</b>
Sunshine Charter	5400					11	31	14	53	16	57	14	<b>47</b>
Susie Daniels Charter	5404					26	26	29	28	40	<b>31</b>	33	<b>21</b>

Note: Percentile ranks not reported for schools where fewer than 10 students were assessed.



Appendix B  
2007-08 SAT-10 Reading Comprehension Results by Gender and Ethnicity

School	School #	Gender (Gaps >10 in bold)								Ethnicity (Gaps >10 in bold)											
		Grade 1				Grade 2				Grade 1				Grade 2							
		Female		Male		Female		Male		Black	Hispanic		White		Black	Hispanic		White			
n	%ile	n	%ile	n	%ile	n	%ile	n	%ile	n	%ile	n	%ile	n	%ile	n	%ile	n	%ile		
NORTH AREA																					
Atlantic West	2511	62	62	68	53	83	62	82	<b>50</b>	47	51	45	55	20	59	66	<b>47</b>	42	58	43	65
Coconut Creek	1421	71	70	79	<b>54</b>	86	68	85	58	38	56	27	<b>52</b>	76	66	46	57	34	61	73	67
Coral Park	3041	49	74	36	75	61	76	62	72	12	<b>58</b>	19	77	47	77	25	<b>47</b>	24	77	70	80
Coral Springs	2551	56	65	50	<b>54</b>	64	62	59	57	41	<b>50</b>	28	62	25	67	47	<b>49</b>	34	<b>59</b>	33	72
Country Hills	3111	73	72	93	65	64	66	67	62	30	<b>47</b>	23	<b>55</b>	101	75	22	<b>44</b>	19	66	81	68
Cresthaven	0901	36	60	63	<b>45</b>	57	63	49	<b>38</b>	33	<b>41</b>	25	<b>47</b>	34	68	33	<b>42</b>	38	58	27	58
Cypress	1781	76	46	82	45	62	59	62	<b>46</b>	75	<b>39</b>	65	<b>44</b>	14	80	50	<b>42</b>	55	<b>53</b>	15	78
Deerfield Beach	0011	68	44	74	42	62	68	59	<b>56</b>	30	<b>41</b>	37	<b>28</b>	68	53	24	<b>50</b>	23	<b>51</b>	71	69
Deerfield Park	0391	49	55	61	50	59	55	49	<b>42</b>	93	50	12	61	4		98	46	7			
Drew Charles	3221	53	54	55	47	60	55	59	<b>43</b>	82	52	23	42	2		92	46	20	49	4	
Eagle Ridge	3441	53	86	81	78	61	74	77	<b>63</b>	9		27	<b>68</b>	77	85	9		21	<b>57</b>	89	70
Forest Hills	2631	65	67	53	63	50	69	53	<b>44</b>	36	61	39	66	36	67	20	<b>39</b>	33	<b>50</b>	39	67
Hunt, James S.	1971	67	71	87	67	79	61	91	57	68	<b>66</b>	50	<b>62</b>	24	83	81	<b>51</b>	56	<b>59</b>	21	78
Liberty	3821	83	57	105	<b>42</b>	105	53	92	44	72	<b>45</b>	50	<b>39</b>	54	62	74	<b>41</b>	61	<b>44</b>	47	66
Maplewood	2741	62	54	70	48	63	59	75	63	26	<b>42</b>	33	<b>46</b>	55	62	29	55	36	63	65	63
Margate	1161	83	52	83	46	75	62	80	<b>51</b>	51	<b>38</b>	37	<b>45</b>	62	57	41	<b>46</b>	42	56	56	61
Markham, Robert C.	1671	38	52	38	<b>37</b>	42	43	33	40	51	46	22	37	2		45	40	29	44	1	
McNab	0841	56	71	59	75	54	69	68	60	9		29	<b>58</b>	71	78	8		30	<b>44</b>	76	72
Morrow	2691	50	41	60	<b>25</b>	55	57	52	<b>37</b>	66	<b>32</b>	22	<b>22</b>	14	44	61	<b>40</b>	27	<b>50</b>	15	69
Norcrest	0561	48	46	59	42	53	67	66	63	24	<b>31</b>	32	<b>35</b>	47	56	22	<b>52</b>	28	<b>51</b>	64	73
North Lauderdale	2231	62	53	78	44	73	40	69	32	118	50	17	47	1		103	35	30	38	2	
Palmview	1131	55	52	60	<b>32</b>	55	51	36	49	92	40	17	44	1		70	49	17	49	3	
Park Ridge	1951	33	46	41	41	41	44	47	<b>25</b>	62	41	7		3		78	33	7		2	
Park Springs	3171	73	72	69	62	81	73	85	<b>59</b>	19	66	28	59	81	67	25	64	33	62	89	69
Park Trails	3781	110	77	128	72	124	83	98	74	7		22	76	193	75	9		25	73	167	81
Parkside	3631	61	56	66	53	77	59	69	60	35	49	35	52	44	57	30	<b>41</b>	36	58	63	68
Pompano Beach	0751	42	57	62	<b>46</b>	38	59	53	<b>48</b>	59	50	16	46	24	51	57	<b>50</b>	14	<b>42</b>	16	67
Quiet Waters	3121	109	55	112	58	108	62	101	59	30	<b>43</b>	57	55	112	59	32	54	54	56	104	64
Ramblewood	2721	70	74	73	<b>62</b>	83	69	85	61	28	63	38	65	59	70	38	<b>52</b>	45	64	69	70
Riverglades	2891	79	75	61	66	74	77	83	69	5		16	66	96	71	8		18	72	122	73
Riverside	3031	61	78	65	71	68	74	76	64	20	<b>61</b>	22	69	72	76	25	<b>54</b>	38	69	67	74
Sanders Park	0891	42	56	41	<b>40</b>	28	58	46	<b>45</b>	78	50	4		1		66	50	6			
Tamarac	2621	81	71	94	<b>57</b>	96	70	95	<b>58</b>	55	70	56	55	57	63	55	<b>55</b>	68	<b>60</b>	57	77
Tedder	0571	45	53	46	43	47	50	41	48	65	52	17	39	3		56	48	25	49	3	
Tradewinds	3481	83	64	91	58	83	69	102	<b>54</b>	9		57	<b>51</b>	93	65	19	<b>39</b>	52	<b>53</b>	94	67
Westchester	2681	75	75	85	70	95	76	87	70	27	67	39	68	80	73	37	<b>61</b>	37	<b>64</b>	82	80
Winston Park	3091	89	65	102	61	90	75	115	<b>63</b>	39	<b>53</b>	36	64	103	64	34	64	43	66	103	72

Appendix B  
2007-08 SAT-10 Reading Comprehension Results by Gender and Ethnicity

School	School #	Gender (Gaps >10 in bold)								Ethnicity (Gaps >10 in bold)											
		Grade 1				Grade 2				Grade 1				Grade 2							
		Female		Male		Female		Male		Black		Hispanic		White		Black		Hispanic		White	
n	%ile	n	%ile	n	%ile	n	%ile	n	%ile	n	%ile	n	%ile	n	%ile	n	%ile	n	%ile		
NORTH CENTRAL AREA																					
Banyan	2001	69	62	70	58	68	65	90	57	77	62	25	<b>43</b>	24	62	84	57	26	57	32	59
Broadview	0811	80	68	67	64	63	58	68	52	49	<b>54</b>	71	73	15	69	44	56	67	53	12	58
Castle Hill	1461	49	57	58	56	61	46	66	<b>34</b>	106	56			1	124	39					
Challenger	3771	99	68	105	<b>53</b>	98	61	97	60	64	66	77	58	45	58	79	59	56	59	41	64
Endeavour	3301	45	52	62	<b>28</b>	50	55	55	<b>44</b>	101	37	1		1	104	49				1	
Floranada	0851	46	63	60	58	65	66	75	57	11	<b>32</b>	29	68	63	61	19	<b>52</b>	43	56	72	66
Horizon	2531	64	78	78	<b>63</b>	79	69	73	<b>54</b>	56	74	39	66	35	62	73	<b>59</b>	41	<b>59</b>	23	80
Larkdale	0621	31	49	51	<b>30</b>	32	39	40	<b>25</b>	80	37	2			69	32	1			2	
Lauderhill, Paul Turner	1381	55	48	76	42	56	47	62	37	121	44	3		2	114	42	1			2	
Lloyd Estates	1091	47	50	43	<b>39</b>	23	46	48	39	40	40	38	47	8	40	38	21	48	5		
Nob Hill	2671	59	66	69	60	69	69	70	62	47	<b>55</b>	26	63	46	70	52	<b>56</b>	28	<b>62</b>	50	76
North Andrews Gardens	0521	79	68	74	60	56	69	65	<b>58</b>	24	65	70	<b>58</b>	51	72	28	63	49	<b>57</b>	36	72
Nova Blanche Forman	1282	66	67	62	<b>55</b>	48	75	68	67	51	64	33	54	35	63	48	<b>65</b>	21	<b>61</b>	32	80
Nova Eisenhower	1271	64	74	60	<b>57</b>	58	71	58	73	61	64	31	64	29	72	53	<b>64</b>	19	<b>68</b>	34	82
Oakland Park	0031	46	52	67	<b>34</b>	45	54	50	45	40	42	49	36	18	42	44	49	36	47	7	
Oriole	1831	48	52	56	43	60	40	71	40	99	47	2		1	122	40	4			2	
Park Lakes	3761	88	55	101	<b>39</b>	96	47	80	40	164	45	9		3	151	43	12	39	2		
Pinewood	2811	73	67	70	61	88	57	88	54	84	63	36	61	12	57	115	<b>50</b>	32	<b>58</b>	21	72
Royal Palm	1851	40	45	60	41	54	66	54	62	99	42			1	101	63	2				
Sandpiper	3061	49	63	66	<b>47</b>	60	68	56	60	45	<b>50</b>	29	<b>46</b>	30	62	45	59	31	65	36	69
Village	1621	69	70	79	<b>49</b>	56	54	82	<b>32</b>	123	59	8		3	120	36	12	70	3		
Welleby	2881	74	74	74	65	65	64	70	56	52	<b>64</b>	33	<b>62</b>	46	79	51	<b>49</b>	33	70	40	67
SOUTH CENTRAL AREA																					
Bayview	0641	40	86	38	86	54	78	46	76	4		4		65	86	4		12	69	80	79
Bennett	0201	32	54	42	49	37	64	34	<b>41</b>	39	<b>47</b>	10	<b>40</b>	16	61	34	<b>44</b>	9		23	65
Broward Estates	0501	51	59	55	<b>43</b>	45	64	46	58	105	51				88	61	1				
Central Park	2641	106	76	108	69	84	77	96	68	25	<b>59</b>	35	<b>65</b>	137	76	17	<b>54</b>	28	68	113	76
Country Isles	2981	88	71	68	66	68	75	78	<b>63</b>	6		43	66	90	71	18	<b>54</b>	48	<b>61</b>	66	78
Croissant Park	0221	51	63	63	56	32	57	53	54	34	<b>53</b>	35	<b>47</b>	30	75	25	<b>44</b>	26	<b>48</b>	29	71
Dillard	0271	57	63	75	<b>51</b>	49	51	61	<b>35</b>	129	57	2			109	42					
Eagle Point	3461	101	70	93	69	113	77	104	75	10	69	92	67	83	72	9		101	<b>69</b>	88	80
Everglades	2942	68	79	77	79	77	86	80	81	2		51	78	75	80	9		57	80	75	88
Flamingo	2541	61	56	65	60	46	74	71	<b>59</b>	5		38	<b>49</b>	79	62	5		35	57	72	66
Foster, Stephen	0921	53	67	59	<b>52</b>	56	61	48	52	29	<b>59</b>	43	<b>50</b>	33	73	27	<b>45</b>	34	<b>49</b>	36	75
Fox Trail	3531	80	77	115	67	95	72	87	<b>58</b>	8		51	71	118	72	21	<b>53</b>	48	<b>59</b>	103	71
Gator Run	3642	98	75	96	66	86	80	111	75	9		65	<b>61</b>	104	76	6		76	<b>67</b>	103	83
Harbordale	0491	17	64	35	67	37	64	25	65	6		10	<b>41</b>	32	72	8		16	62	32	68
Indian Trace	3181	45	83	65	85	54	79	46	71	1		38	82	62	86	3		35	<b>66</b>	53	79
King, Martin Luther	1611	41	35	29	26	35	54	34	<b>33</b>	70	31				67	45	2				

Appendix B  
2007-08 SAT-10 Reading Comprehension Results by Gender and Ethnicity

School	School #	Gender (Gaps >10 in bold)								Ethnicity (Gaps >10 in bold)												
		Grade 1				Grade 2				Grade 1					Grade 2							
		Female		Male		Female		Male		Black		Hispanic		White		Black		Hispanic		White		
n	%ile	n	%ile	n	%ile	n	%ile	n	%ile	n	%ile	n	%ile	n	%ile	n	%ile	n	%ile	n	%ile	
Lauderdale Manors	0431	51	39	64	30	47	40	38	35	109	34	4		1		84	38					
Manatee Bay	3841	95	80	112	75	96	75	124	72	13	<b>70</b>	84	72	90	82	11	<b>64</b>	92	69	104	77	
Marshall, Thurgood	3291	44	49	36	44	35	40	41	34	75	46	2		1		73	36	2				
Meadowbrook	0761	48	57	50	51	52	60	41	<b>43</b>	25	54	53	50	16	58	29	52	49	49	9		
Mirror Lake	1841	31	66	57	58	38	69	56	<b>50</b>	38	<b>55</b>	21	61	25	67	43	<b>54</b>	19	<b>56</b>	25	67	
North Fork	1191	57	48	59	42	39	50	48	<b>31</b>	108	44	5		1		83	39	2		1		
North Side	0041	44	57	39	<b>42</b>	29	42	35	39	77	51	4				61	41	1		2		
Peters	0931	63	62	53	60	68	61	75	55	52	59	18	<b>51</b>	31	66	55	54	34	51	35	61	
Plantation	0941	49	68	60	<b>56</b>	61	62	61	53	104	61	3				115	58	5				
Plantation Park	1251	36	75	48	65	34	55	56	60	22	<b>63</b>	15	<b>57</b>	43	76	25	<b>44</b>	18	<b>46</b>	39	69	
Riverland	0151	29	50	52	40	50	65	50	<b>53</b>	43	43	30	46	3		46	63	42	54	8		
Rock Island	3701	40	67	55	<b>49</b>	43	41	57	47	91	56			2		96	44			2		
Sawgrass	3401	73	62	95	55	81	66	85	60	34	<b>48</b>	50	58	74	64	37	<b>48</b>	53	<b>59</b>	63	75	
Silver Ridge	3081	79	68	86	60	82	77	82	72	13	57	31	<b>50</b>	113	67	6		32	67	115	76	
Sunland Park	0611	30	37	44	30	27	28	44	28	72	33					69	27					
Tropical	0731	56	76	79	70	64	70	68	69	25	<b>63</b>	31	<b>66</b>	70	78	28	<b>57</b>	34	<b>63</b>	60	76	
Walker	0321	48	73	65	<b>59</b>	60	53	53	<b>39</b>	110	66	2				110	46	2				
Westwood Heights	0631	44	62	70	<b>36</b>	48	53	45	<b>40</b>	104	46	7		2		89	46	3				
Wilton Manors	0191	39	62	50	55	45	64	47	<b>46</b>	51	59	19	<b>48</b>	14	65	54	<b>51</b>	17	<b>52</b>	20	67	
Young, Virginia S.	3321	52	85	58	<b>71</b>	57	83	58	<b>67</b>	28	<b>65</b>	10	91	59	<b>79</b>	18	67	12	72	77	77	
SOUTH AREA																						
Bethune, Mary M.	0341	47	49	60	41	68	49	48	<b>34</b>	79	<b>42</b>	15	48	11	58	79	<b>37</b>	24	51	10	60	
Boulevard Heights	0971	47	73	77	<b>53</b>	62	74	76	<b>57</b>	16	58	68	60	29	66	20	72	78	63	32	65	
Chapel Trail	2961	75	75	94	68	99	77	82	72	20	65	69	72	59	72	32	73	70	71	72	79	
Coconut Palm	3741	94	78	83	68	82	76	113	<b>62</b>	61	<b>69</b>	70	<b>69</b>	27	82	73	<b>57</b>	76	73	27	80	
Colbert	0231	56	37	49	28	42	45	56	41	72	31	25	37	5		81	42	10	47	5		
Collins	0331	24	48	30	<b>29</b>	25	38	42	36	42	37	3		7		55	35	7		4		
Cooper City	1211	66	74	75	<b>52</b>	60	74	72	70	7		30	<b>54</b>	94	66	4		29	63	89	73	
Coral Cove	2011	59	61	83	67	78	69	78	59	37	67	80	66	12	<b>38</b>	39	63	81	64	22	63	
Dania	0101	34	60	38	<b>45</b>	40	61	41	<b>37</b>	24	52	21	45	18	54	21	41	21	53	31	44	
Davie	2801	86	61	83	56	77	58	73	54	15	<b>48</b>	83	55	61	62	18	<b>45</b>	75	54	51	62	
Dolphin Bay	3751	71	73	70	69	56	56	56	52	34	64	68	71	20	70	31	51	53	55	20	52	
Driftwood	0721	59	64	79	59	68	67	58	61	20	54	60	62	41	58	20	54	58	64	36	64	
Embassy Creek	3191	63	77	63	71	79	82	74	76	7		31	<b>61</b>	73	76	5		30	77	100	79	
Fairway	1641	78	62	83	<b>50</b>	74	46	88	44	143	57	14	43	1		141	47	15	30	1		
Griffin	2851	34	61	48	57	50	79	38	69	6		26	54	44	62	5		16	68	58	76	
Hallandale	0131	104	52	113	<b>37</b>	74	64	103	<b>51</b>	97	<b>36</b>	88	<b>47</b>	20	64	63	<b>49</b>	81	<b>57</b>	26	70	
Hawkes Bluff	3131	61	81	77	75	68	79	73	70	9		36	<b>71</b>	83	82	10	69	38	72	82	77	
Hollywood Central	0121	69	59	64	49	49	62	57	57	21	<b>47</b>	34	<b>47</b>	65	58	10	<b>50</b>	27	<b>46</b>	56	67	
Hollywood Hills	0111	54	77	69	<b>62</b>	78	77	69	70	18	<b>54</b>	45	<b>61</b>	55	80	23	<b>68</b>	36	<b>67</b>	80	79	

Appendix B  
2007-08 SAT-10 Reading Comprehension Results by Gender and Ethnicity

School	School #	Gender (Gaps >10 in bold)								Ethnicity (Gaps >10 in bold)											
		Grade 1				Grade 2				Grade 1				Grade 2							
		Female		Male		Female		Male		Black		Hispanic		White		Black		Hispanic		White	
	n	%ile	n	%ile	n	%ile	n	%ile	n	%ile	n	%ile	n	%ile	n	%ile	n	%ile	n	%ile	
Hollywood Park	1761	37	61	41	59	47	62	36	57	17	60	43	59	15	62	14	62	52	<b>58</b>	13	70
Lake Forest	0831	78	73	69	<b>54</b>	68	58	78	48	85	66	46	55	5	99	53	31	48	11	55	
Lakeside	3591	64	72	68	63	70	77	73	<b>63</b>	18	72	59	65	41	73	34	<b>64</b>	59	69	37	79
Miramar	0531	68	66	73	59	73	55	83	51	87	62	39	60	9	95	53	47	49	5		
Oakridge	0461	53	68	65	<b>57</b>	52	50	68	58	38	63	49	<b>58</b>	23	70	42	<b>48</b>	39	<b>52</b>	32	68
Orange Brook	0711	69	49	60	50	69	57	67	49	60	50	40	50	16	47	68	<b>47</b>	51	<b>55</b>	10	69
Palm Cove	3311	73	66	81	63	86	64	76	<b>50</b>	78	58	47	70	9	75	<b>53</b>	59	<b>55</b>	14	76	
Panther Run	3571	59	76	63	67	54	74	69	68	22	67	48	70	44	74	21	66	54	66	37	72
Pasadena Lakes	2071	72	71	47	<b>54</b>	74	63	63	55	30	<b>62</b>	40	<b>55</b>	40	74	27	<b>44</b>	66	<b>56</b>	38	71
Pembroke Lakes	2661	47	71	44	68	59	77	68	70	12	70	45	67	29	74	19	<b>65</b>	53	<b>66</b>	49	83
Pembroke Pines	1221	58	59	62	<b>45</b>	44	61	46	<b>49</b>	32	<b>41</b>	47	54	27	52	29	52	38	54	14	57
Perry, Annabel C.	1631	67	56	60	57	59	67	69	57	100	59	23	51	2	96	58	17	61	6		
Pines Lakes	2861	63	71	63	62	67	62	63	57	40	<b>60</b>	55	67	26	77	29	<b>53</b>	67	<b>57</b>	26	69
Sea Castle	2871	68	69	69	<b>56</b>	63	62	87	54	102	65	17	45	4	116	60	20	48	6		
Sheridan Hills	1811	39	63	47	60	46	67	42	63	17	54	34	64	29	62	12	<b>53</b>	35	<b>62</b>	34	73
Sheridan Park	1321	48	61	63	58	56	59	54	<b>46</b>	16	54	54	56	33	64	16	<b>43</b>	49	<b>49</b>	38	60
Silver Lakes	3371	56	67	78	66	56	69	77	60	23	74	79	63	21	70	30	64	64	64	25	68
Silver Palms	3491	66	74	71	71	70	75	70	75	18	74	59	72	35	72	25	<b>60</b>	54	<b>70</b>	40	85
Silver Shores	3581	70	72	68	<b>61</b>	63	73	56	68	34	57	56	71	18	67	40	<b>64</b>	46	73	16	78
Stirling	0691	63	60	59	<b>47</b>	53	57	57	50	14	<b>46</b>	50	50	44	57	21	<b>49</b>	37	<b>45</b>	45	60
Sunset Lakes	3661	98	79	91	<b>67</b>	88	70	102	71	33	65	89	74	47	75	36	<b>57</b>	91	70	45	79
Sunshine	1171	65	63	82	<b>49</b>	77	55	74	47	89	55	46	57	8	106	48	36	57	6		
Watkins	0511	43	54	65	49	66	53	60	<b>42</b>	73	55	27	42	5	84	46	38	52	2		
West Hollywood	0161	49	58	49	<b>40</b>	49	52	58	43	28	<b>47</b>	47	<b>44</b>	12	60	18	<b>34</b>	62	47	18	53
CHARTER SCHOOLS																					
Ben Gamla Charter	5410	23	67	27	<b>52</b>	27	52	23	<b>41</b>			10	58	40	59			4		46	46
Broward Community Charter	5315	8		11	51	11	65	23	63	4		8		3		10	62	11	<b>52</b>	10	72
Broward Community Charter West	5403	32	59	31	58	22	43	27	49	17	55	11	<b>51</b>	28	64	13	<b>35</b>	16	44	16	46
Central Charter School	5041	48	61	44	<b>44</b>	53	59	44	<b>48</b>	92	53					96	53				
Charter School of Excellence	5031	27	70	26	60	23	78	30	<b>67</b>	33	62	11	74	7		33	<b>67</b>	8		10	84
City of Pembroke Pines Charter	5051	153	78	146	71	154	74	144	66	72	77	117	71	73	73	71	68	129	68	77	73
Dayspring Elementary Charter	5411	6		13	24	6		6		14	27	3				10	19	1			
Eagles' Nest	5355	3		2		4		3		3				2		5		1		1	
Excelsior Charter of Broward	5393	14	76	18	77					6		7		10	71						

Appendix B  
2007-08 SAT-10 Reading Comprehension Results by Gender and Ethnicity

School	School #	Gender (Gaps >10 in bold)								Ethnicity (Gaps >10 in bold)											
		Grade 1				Grade 2				Grade 1				Grade 2							
		Female		Male		Female		Male		Black		Hispanic		White		Black		Hispanic		White	
n	%ile	n	%ile	n	%ile	n	%ile	n	%ile	n	%ile	n	%ile	n	%ile	n	%ile	n	%ile	n	%ile
Florida Intercultural Academy	5361	22	74	20	<b>61</b>	10	82	19	73	9		17	63	10	72	12	80	6		7	
Hollywood Academy of Arts & Science	5325	34	67	33	<b>56</b>	34	73	40	<b>54</b>	13	<b>46</b>	19	60	30	70	10	<b>37</b>	23	<b>47</b>	36	78
Institute Training Center FTL	5131	5		3		3		7		8					8		2				
Imagine Charter at Weston	5111	72	80	77	75	86	77	60	74			77		67	82			75	75	64	78
Imagine Charter at North Lauderdale	5171	44	40	39	31	45	41	26	<b>16</b>	65	35	9		1		53	28	7		4	
Kidz Choice Charter School	5409	7		7						1		9		4							
N. Broward Academy of Excellence	5161	52	69	43	60	46	69	33	59	63	62	16	61	8		50	61	12	66	8	
Paragon	5375	25	36	12	33	12	37	5		18	44	10	21	8		9		5		3	
Somerset Academy Miramar	5405	53	68	55	<b>47</b>	58	57	56	49	41	54	44	60	10	52	48	59	53	45	8	
Somerset Academy Davie	5211	17	68	8		11	76	14	66	3		13	70	9		3		12	71	7	
Somerset Academy	5141	76	61	71	62	66	71	56	<b>60</b>	21	53	94	59	14	60	28	<b>56</b>	64	<b>64</b>	18	80
Sunrise Community Charter	5398	19	68	20	<b>47</b>	7		5		36	57	2				11	41	1			
Sunshine Elementary Charter	5400	10	60	6		7		7		4		5		4		5		4		5	
Susie Daniels Charter	5404	18	35	22	29	16	26	17	17	35	34	2		1		31	20	1			

Note: Percentile ranks not reported for schools where fewer than 10 students were assessed.