

**THE SCHOOL BOARD OF BROWARD COUNTY, FLORIDA
OFFICE OF THE SUPERINTENDENT**

**MR. JAMES F. NOTTER
SUPERINTENDENT OF SCHOOLS**

Telephone: 754-321-2600

Facsimile: 754-321-2701

August 18, 2009

TO: School Board Members

FROM: Joanne W. Harrison, Ed.D., Deputy Superintendent
Educational Programs & Student Support

VIA: James F. Notter
Superintendent of Schools

SUBJECT: **FIFTEENTH ANNUAL CUSTOMER SURVEY**

What is the purpose of the report?

This memorandum provides data and findings from the Fifteenth Annual Customer Survey, which was administered during the 2008-09 school year. Data are provided for District and school use in assessing the overall school climate. The data are organized by students, instructional staff, and parents for the District and for elementary schools, middle schools, high schools, and centers.

Which populations were targeted in this report?

The survey was administered to students in grades 3 through 12, full-time instructional staff, and a random sample of one-third of parents of students in grades Pre-Kindergarten through 12. These stakeholders are surveyed annually to assess the overall school climate within Broward County Public Schools. As in previous years, all individual responses were strictly confidential.

How were the data for this report collected?

As in the past three years, students and instructional staff were surveyed entirely online through Virtual Counselor. Parent surveys were distributed on paper forms which were scanned. In addition, parents had the option of logging on to Virtual Counselor and completing their survey electronically.

What are the main highlights in this report?

Table 1

Response Rates, 2008 and 2009

Respondent Group	2009 Rate	2008 Rate	Rate Change
Parent	32.4	31.5	+0.9
Student	79.0	83.7	-4.7
Instructional Staffing	71.5	74.3	-2.8

Response Rates

As illustrated in Table 1, the 2009 parent response rate increased by less than 1% from last year's. However, it was still the lowest of all respondent groups. Response rates for student and instructional staff decreased by several percentage points in 2009. Only 617 (2.4%) parent respondents completed the survey online. Similarly, in 2008 only 2.9% of parent respondents completed the survey

online. It is accepted practice in research that when analyzing results from respondent groups there should be at least an 80% response rate from the pre-defined sample before accurate generalizations to the respondent group can be made. The closer the response rate is to 100%, the more confidence we have that the results truly represent the respondent group. The parent respondent group response rate is far from the 80% target response rate necessary before results can be generalized. At the District level, student and teacher respondent groups are much closer to the 80% target response rate. In general, response rates are highest for the elementary schools, compared to middle and high schools.

School Grades

Each year, respondents are asked to assign a letter grade to their school location which is reflective of their overall satisfaction with the school. Grades assigned by parents are reported in this section; however, parent results for other customer survey items are not referenced for comparisons due to the low parent response rate. As Table 2 shows,

- Over 96% of parents and instructional staff respondents indicated satisfaction with their school location by assigning a grade of "C" or better.
- Over 89% of student respondents assigned their school a grade of "C" or better.
- The lowest rate of satisfaction overall was registered at the high school level for parents, students and instructional staff. It must be noted that at the high school level, satisfaction was high at about 95% for parents, 86% for students, and 94% for instructional staff.

Table 2
School Grades Assigned by Respondent Groups

Group	School Grade	Elementary %	Middle %	High %	Overall %
Parent*	A	68.9	49.7	35.4	60.4
	B	24.4	35.5	38.9	28.6
	C	5.4	11.4	20.4	8.6
	D	1.0	2.4	3.8	1.7
	F	0.4	1.0	1.6	0.7
Student	A	65.3	32.3	21.2	39.5
	B	23.7	34.5	35.2	31.1
	C	7.0	19.9	29.2	18.8
	D	2.0	7.0	9.0	6.1
	F	1.9	6.3	5.3	4.6
Instructional Staff	A	65.6	46.4	35.0	53.2
	B	24.6	33.6	37.7	30.1
	C	7.8	15.8	21.1	13.1
	D	1.8	3.6	5.1	3.1
	F	0.3	0.5	1.1	0.6

* Parent response rate is very low; therefore, these results may not adequately represent the perceptions of all parents.

Safety

- Compared to elementary students, middle and high school student respondents were more likely to report that they did not feel safe at school and that students brought drugs, alcohol, and weapons to school.

School Environment

- With the exception of middle and high school student respondents, most other stakeholders agreed that their school was kept clean and in good condition, and that they were proud of their school.
- The majority of instructional staff respondents at all levels agreed that the principal was effective in running the school, and that the principal responded to their concerns.

Educational Environment

- Elementary school student respondents were more likely to report that their teacher(s) treated them fairly than middle or high school students.
- Compared to elementary students, middle and high school student respondents were less likely to report that the principal helps them when they have concerns.
- Middle school students were less likely to report that they have discussed their recent test scores with a guidance counselor, teachers, or other school staff, compared to elementary and high school students.
- Instructional staff respondents at the elementary levels were more likely, than their middle and high school counterparts, to report that parents shared responsibility for student academic progress and helped with achievement and behavior problems.

Other survey highlights related to the Hot Topic Items for 2008-09 include:

Bullying

- Over 97% of instructional staff reported to have been trained on the Anti-Bullying policy and over 93% agreed or strongly agreed that they can effectively handle a bullying situation.

- Over 77% of students reported that teachers or other school staff told their class about bullying and about 78% of students said they were knowledgeable on how to report a bullying incident.
- Higher percentages of instructional staff perceived that students were bullied, compared to the perceptions of students and parents across all levels. The discrepancy was greatest at the middle school level.
- Responses¹ from students who reported that other students at school had bullied them indicated the following:
 - The most commonly reported types of bullying were “Said things to me (called me names, insulted me, threatened me)” (70%), “Spread rumors about me, told other students things that hurt my feelings, or excluded me from groups” (45%), and “Hit or threw something at me” (34%). This finding is consistent across elementary, middle, and high schools.
 - For middle and high school student respondents, the most commonly reported area where bullying occurred was “in the classroom,” followed by “in the hallway,” and “in other school areas.” However, for elementary students, the most commonly reported area was “in other school areas,” followed by “in the classroom,” and “in the cafeteria.”
 - Students across all levels reported to have told an adult at school after the bullying incident occurred. However, bullying incidents were more likely to be reported at the elementary school level than at the middle and high school levels.
 - For students who reported to have been bullied and who reported to have told an adult at school, the most common outcomes were as follows:
 - At the elementary school level, students reported that the bullying “stopped,” followed by “stayed the same.”
 - At the middle and high school levels, students reported that the bullying “stayed the same,” followed by “stopped.”

Technology

- The most commonly used technologies reported by instructional staff and students at school and at home for learning were:
 - Internet searches *at school*, for instructional staff and students, respectively (83%, 82%), computer software (81%, 65%), integrated learning systems (51%, 37%), digital textbooks or e-books (36%, 37%), interactive whiteboards or slates (28%, 38%), blogs and wikis (10%, 19%), podcasts (10%, 14%). However, integrated learning systems were perceived as being utilized more at the elementary level than at the middle school level, and at the high school level.
 - Internet searches *at home*, for instructional staff and students, respectively (88%, 79%), computer software (78%, 57%), digital textbooks or e-books (34%, 34%), blogs and wikis (18%, 25%), podcasts (12%, 12%).

Environmental Stewardship

- Seventy-six percent of instructional staff respondents reported that their school had provided them with information about energy conservation. However, elementary and middle school respondents had a higher percent of favorable responses, compared to high school respondents.

¹ For each of these items, students could “Mark all that apply.”

Post-Secondary Planning

- Sixty-nine percent of high school instructional staff indicate they have helped students to plan for life after graduation, while about 51% of high school students hold a similar view.

How should the data be used?

The District and level (elementary, middle, high, and center) summary reports are attached to this memorandum. These reports include the response rates as well as responses to each Customer Survey item. School staffs, principals, and area directors should use these reports as the benchmark for comparison of individual school data, keeping in mind the target of 80% response rate for making valid generalizations. By examining major differences between their school responses for each respondent group, and their school level responses, schools will be able to identify specific areas in need of improvement, as indicated by stakeholder responses. The individual school reports are available at the Data Warehouse Web site (<http://web/dwh/>). Student, instructional staff, and parent results in table format have been disseminated to schools and downloaded into their DWH Reports Folder. Our intent was to provide 2008-09 customer survey results in graphic format. However, due to the complex nature of the coding needed for the multiple response items, and the overextension of resources at this time, we will instead provide results in graphic format for the 2009-10 customer survey.

What are the best practices to follow in examining the data?

Customer survey results should not be used in isolation. Survey data is just one of many other data elements that schools have available for consideration in determining which issues or concerns are to be addressed at the school. A school team should identify, through student and staff survey results, areas that need improvement by reviewing items with low levels of satisfaction. Similarly, schools can identify items with high levels of satisfaction. Parent results can be similarly examined, only if the response rate is 80% or higher.

School teams should include additional, related school information, along with their review of the customer survey results, in data chats. The success of the action plans or strategies implemented this year for the areas in need of improvement will be determined through the 2009-10 survey results.

Questions or comments concerning this memorandum should be addressed to **Dr. Katherine Blasik, Associate Superintendent, Research Development & Assessment at 754-321-2470 or Dr. Michael Lower, Research Services at 754-321-2500.** This memorandum may be accessed via the Research Services Web site (http://www.broward.k12.fl.us/research_evaluation/Releases.htm).

JFN/JH/KAB/MRL:mal

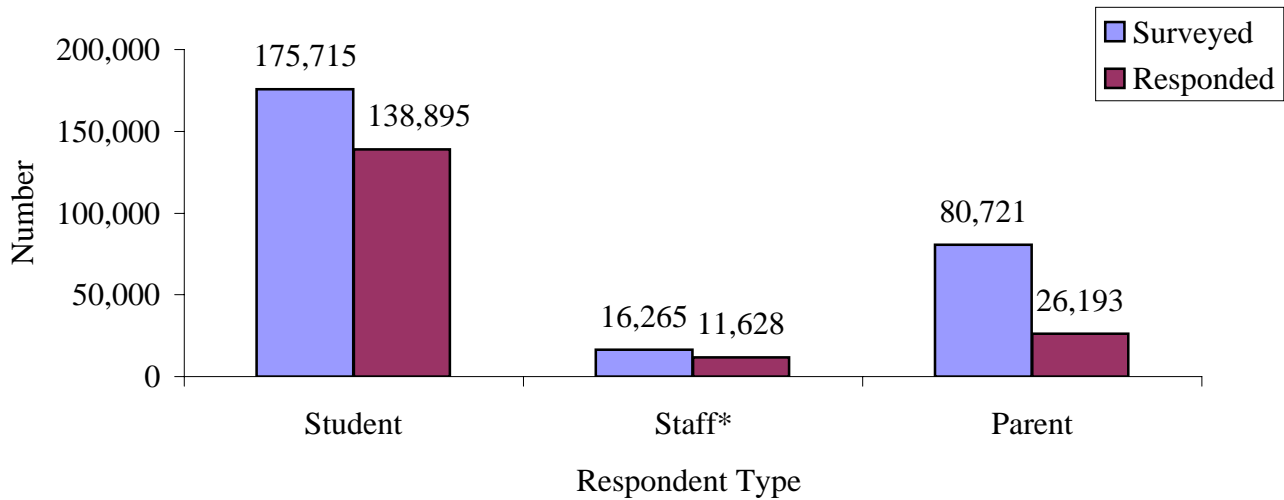
Attachment

cc: Executive Leadership Team
Area Directors
Principals
Jeanne Jusevic, Chairperson, District Advisory Council
Bernie Kemp, President, Broward County Council of Parent Teacher Association

Improving Our Schools: 2008-09 Customer Survey
**The Fifteenth Annual Report of Student, Staff, and Parent
 Perspectives on Broward County Public Schools**

District Summary Report

This document contains data from the Fifteenth Annual Customer Survey. The data are organized according to the three surveyed groups: students, staff, and parents. Findings presented herein are intended to assist school staff members in making decisions to improve school strategies. This year's data may be used in conjunction with data from previous years to monitor school progress. Prior year data are available at http://www.broward.k12.fl.us/research_evaluation/Reports.htm.



* The staff survey was administered to full-time, instructional, school-based employees.

Student Response Rate	Teacher Response Rate	Parent Response Rate
Online	Online	Paper
79.0%	71.5%	32.4%

School Grade Assigned by Students, Staff, and Parents						
	Student		Staff		Parent	
	<i>n</i>	%	<i>n</i>	%	<i>n</i>	%
A	51,332	39.5	6,066	53.2	14,688	60.4
B	40,445	31.1	3,429	30.1	6,956	28.6
C	24,410	18.8	1,494	13.1	2,095	8.6
D	7,910	6.1	356	3.1	412	1.7
F	5,975	4.6	65	0.6	167	0.7

Student Responses

		Strongly Agree	Agree	Undecided/ Neutral	Disagree	Strongly Disagree	Don't Know
	<i>n</i>	72,656	48,020	8,949	2,581	1,566	4,695
My teacher(s) believe I can succeed.	%	52.5	34.7	6.5	1.9	1.1	3.4
My school provides all of the resources I need for learning.	<i>n</i>	51,593	58,634	13,116	8,946	3,067	2,575
	%	37.4	42.5	9.5	6.5	2.2	1.9
My teacher(s) inform(s) my parents about my progress.	<i>n</i>	44,034	44,217	17,147	15,136	6,149	10,219
	%	32.2	32.3	12.5	11.1	4.5	7.5
My teacher(s) regularly tell(s) me how I am doing in school.	<i>n</i>	35,212	52,554	19,439	19,559	6,548	3,063
	%	25.8	38.5	14.3	14.3	4.8	2.2
My teacher(s) answer(s) my questions in a way that I can understand.	<i>n</i>	48,740	55,293	18,068	8,829	4,434	1,922
	%	35.5	40.3	13.2	6.4	3.2	1.4
My teacher(s) treat(s) me with fairness.	<i>n</i>	47,773	50,320	18,583	10,711	6,831	2,960
	%	34.8	36.7	13.5	7.8	5.0	2.2
I show respect to my teacher(s).	<i>n</i>	76,937	45,471	8,649	2,077	1,557	2,237
	%	56.2	33.2	6.3	1.5	1.1	1.6
I feel safe at my school.	<i>n</i>	47,466	45,952	20,260	10,142	8,689	4,146
	%	34.7	33.6	14.8	7.4	6.4	3.0
Rules are applied fairly to all students at my school.	<i>n</i>	46,511	43,538	17,235	14,979	9,551	4,797
	%	34.0	31.9	12.6	11.0	7.0	3.5
My school has enough books and equipment to help me learn.	<i>n</i>	54,504	47,675	22,423	9,200	8,630	4,044
	%	39.8	34.8	9.3	8.8	5.0	2.3
I am proud of my school.	<i>n</i>	49,252	43,186	22,423	9,200	8,630	4,044
	%	36.0	31.6	16.4	6.7	6.3	3.0
My school is kept clean and in good condition.	<i>n</i>	34,649	48,287	21,599	17,317	10,867	3,676
	%	25.4	35.4	15.8	12.7	8.0	2.7
There is an adult at school I can talk to about my personal problems.	<i>n</i>	52,607	40,608	13,997	10,346	8,957	10,176
	%	38.5	29.7	10.2	7.6	6.6	7.4
My homework assignments help to reinforce what I am learning at school.	<i>n</i>	54,237	55,472	13,187	5,947	4,431	3,066
	%	39.8	40.7	9.7	4.4	3.2	2.2
I can meet with a guidance counselor when I need assistance in school.	<i>n</i>	50,370	49,428	13,059	8,200	5,403	9,574
	%	37.0	36.3	9.6	6.0	4.0	7.0
When I have homework, someone at home makes sure I work and understand the assignments.	<i>n</i>	61,071	42,751	13,638	10,286	6,067	2,131
	%	44.9	31.4	10.0	7.6	4.5	1.6
The principal at my school helps me when I have concerns.	<i>n</i>	31,390	32,025	25,129	17,560	16,562	12,761
	%	23.2	23.6	18.6	13.0	12.2	9.4
My principal is effective at running my school.	<i>n</i>	52,814	39,499	17,575	6,850	7,102	11,242
	%	39.1	29.2	13.0	5.1	5.3	8.3
I see the school staff members around my school.	<i>n</i>	70,840	51,157	6,431	2,299	1,682	2,835
	%	52.4	37.8	4.8	1.7	1.2	2.1
I am aware of the purposes and goals of my school.	<i>n</i>	58,352	49,155	12,476	5,188	3,305	6,514
	%	43.2	36.4	9.2	3.8	2.4	4.8
Students bring drugs or alcohol to my school.	<i>n</i>	16,516	17,463	14,640	12,056	41,235	33,423
	%	12.2	12.9	10.8	8.9	30.5	24.7
Students carry weapons at my school.	<i>n</i>	11,039	13,707	16,947	14,951	40,793	37,512
	%	8.2	10.2	12.6	11.1	30.2	27.8

(table continues)

Student Responses (*continued*).

		Strongly Agree	Agree	Undecided/ Neutral	Disagree	Strongly Disagree	Don't Know
I am responsible for what I learn.	<i>n</i>	70,202	47,187	9,078	3,209	2,311	2,394
	%	52.2	35.1	6.8	2.4	1.7	1.8
I enjoy learning at my school.	<i>n</i>	44,607	47,339	22,237	9,462	8,485	2,551
	%	33.1	35.1	16.5	7.0	6.3	1.9
I am accepted and feel like I belong at this school.	<i>n</i>	50,122	47,187	18,018	7,261	7,091	7,300
	%	37.3	35.1	13.4	5.4	5.3	3.5
My school has after-school activities/programs for students.	<i>n</i>	75,108	41,792	5,738	2,292	2,374	7,300
	%	55.8	31.0	4.3	1.7	1.8	5.4
This year I have discussed my recent test scores with a guidance counselor, teachers, or other school staff.	<i>n</i>	33,094	37,707	15,787	24,088	15,752	8,522
	%	24.5	27.9	11.7	17.8	11.7	6.3
I have sufficient access to computers and technology at school to do my schoolwork.	<i>n</i>	51,574	49,271	13,430	9,164	5,603	5,561
	%	38.3	36.6	10.0	6.8	4.2	4.1
My current teachers have taught me how to use technology (computers and Internet) to do my schoolwork.	<i>n</i>	52,233	45,815	13,804	12,155	7,128	3,638
	%	38.8	34.0	10.2	9.0	5.3	2.7
I can take home either a book in print, on CD, or access it online for each of my courses that use a textbook.	<i>n</i>	45,149	41,982	12,977	11,177	8,720	14,501
	%	33.6	31.2	9.6	8.3	6.5	10.8
My school contacts my parents when I have behavior problems in school.	<i>n</i>	55,489	41,608	13,156	4,699	4,549	14,662
	%	41.4	31.0	9.8	3.5	3.4	10.9
This year, school staff has helped me to select high level courses that challenge my abilities.	<i>n</i>	40,095	40,422	18,959	12,475	9,349	10,970
	%	30.3	30.6	14.3	9.4	7.1	8.3
(High School Only) I have used the district's BEEP Web site, during this school year, to access study guides or to log into Virtual Counselor to review my school records.	<i>n</i>	9,491	12,679	5,179	6,274	5,936	4,079
	%	21.7	29.1	11.9	14.4	13.6	9.3
Students at school bully me.	<i>n</i>	8,119	10,236	12,933	28,101	65,148	5,124
	%	6.3	7.9	10.0	21.7	50.2	4.0
Teachers or another adult at school told our class about bullying this school year.	<i>n</i>	63,212	37,469	7,746	7,734	6,769	7,107
	%	48.6	28.8	6.0	5.9	5.2	5.5
I know how to report a bullying incident.	<i>n</i>	57,717	43,775	8,988	6,173	5,488	7,781
	%	44.4	33.7	6.9	4.8	4.2	6.0
(High School Only) This year, school staff has helped me to plan for life after graduation.	<i>n</i>	8,313	13,699	7,234	7,149	5,177	1,750
	%	19.2	31.6	16.7	16.5	12.0	4.0

(table continues)

Student Responses (*continued*).

I was bullied when a student/students did the following: (Responses from students who Strongly Agree or Agree that "Students at school bully me.")*	<i>n</i>	%
Hit or threw something at me	6,291	34.3
Said things to me (called me names, insulted me, threatened me)	12,877	70.2
Spread rumors about me, told other students things that hurt my feelings, or excluded me from groups	8,270	45.1
Sent something to me electronically (for example, over the internet, in an e-mail, or through an instant message)	2,120	11.5
did not answer	2,223	12.1

I was bullied when I was in the following school areas. (Responses from students who Strongly Agree or Agree that "Students at school bully me.")*	<i>n</i>	%
On the bus	2,811	15.3
In the classroom	8,031	43.8
In the cafeteria	6,127	33.4
In a hallway	6,646	36.2
In a restroom	2,360	12.9
Other school areas	7,095	38.7
did not answer	3,085	16.8

After I was bullied, I did the following. (Responses from students who Strongly Agree or Agree that "Students at school bully me.")*	<i>n</i>	%
Told an adult at school	9,320	50.8
Told my parents	6,732	36.7
Told my friends	4,910	26.8
Told someone else	2,261	12.3
Did not tell anyone	3,987	21.7
Made an anonymous report	0	0.0
did not answer	3,534	19.3

(*table continues*)

* Multiple response variable. Students could "Mark all that apply."

Student Responses (*continued*).

After I told an adult at school about being bullied, the bullying (Responses from students who told an adult at school about being bullied)	<i>n</i>	%
stopped	3,644	39.1
got worse	1,580	17.0
stayed the same	3,775	40.5
did not answer	321	3.4

At my school, I have used the following technologies for learning.*	<i>n</i>	%
Internet searches	113,716	81.9
podcasts	18,846	13.6
digital textbooks or e-books	50,821	36.6
blogs and wikis	27,061	19.5
interactive whiteboards or slates	52,755	38.0
computer software (for example, word processor, spreadsheet, charts/graphs, data analysis, video production, presentations)	90,608	65.2
integrated learning systems (for example, CCC/SuccessMaker, Compass Odyssey, Destination Success/Riverdeep)	51,403	37.0
other technologies	12,768	9.2
none	6,239	4.5
did not answer	11,921	8.6

At home, I have used the following technologies for learning.*	<i>n</i>	%
Internet searches	109,439	78.8
podcasts	17,144	12.3
digital textbooks or e-books	47,208	34.0
blogs and wikis	34,680	25.0
computer software (for example, word processor, spreadsheet, charts/graphs, data analysis, video production, presentations)	80,036	57.6
other technologies	11,836	8.5
none	8,308	6.0
did not answer	15,395	11.1

* Multiple response variable. Students could "Mark all that apply."

Staff Responses

		Strongly Agree	Agree	Undecided/ Neutral	Disagree	Strongly Disagree	Don't Know
I believe all students can succeed.	<i>n</i>	7,836	3,290	242	201	30	11
	<i>%</i>	67.5	28.3	2.1	1.7	0.3	0.1
The school provides adequate resources for me to teach my students.	<i>n</i>	4,449	4,970	811	1,081	244	8
	<i>%</i>	38.5	43.0	7.0	9.3	2.1	0.1
I inform parents about their children's progress in school on a regular basis.	<i>n</i>	6,653	4,172	520	164	7	34
	<i>%</i>	57.6	36.1	4.5	1.4	0.1	0.3
I regularly assess students and inform them of their academic progress.	<i>n</i>	7,995	3,327	175	21	2	23
	<i>%</i>	69.3	28.8	1.5	0.2	0.0	0.2
I work with each student to explain material in a way that he/she can understand.	<i>n</i>	8,240	3,148	139	27	1	14
	<i>%</i>	71.2	27.2	1.2	0.2	0.0	0.1
I treat all my students with fairness.	<i>n</i>	9,639	1,893	48	7	1	7
	<i>%</i>	83.1	16.3	0.4	0.1	0.0	0.1
My students show me respect.	<i>n</i>	5,292	5,013	569	575	126	11
	<i>%</i>	45.7	43.3	4.9	5.0	1.1	0.1
The students are safe at school.	<i>n</i>	5,786	4,419	837	422	87	20
	<i>%</i>	50.0	38.2	7.2	3.6	0.8	0.2
I feel safe at my school.	<i>n</i>	6,194	4,210	663	389	102	9
	<i>%</i>	53.5	36.4	5.7	3.4	0.9	0.1
Rules are applied fairly to all students at my school.	<i>n</i>	4,823	3,892	1,115	1,299	388	47
	<i>%</i>	41.7	33.7	9.6	11.2	3.4	0.4
I have enough books and equipment to effectively teach my students.	<i>n</i>	4,330	4,402	877	1,491	417	34
	<i>%</i>	37.5	38.1	7.6	12.9	3.6	0.3
I am proud of my school.	<i>n</i>	6,496	3,912	723	324	97	6
	<i>%</i>	56.2	33.8	6.3	2.8	0.8	0.1
My school is kept clean and in good condition.	<i>n</i>	5,042	4,636	804	815	247	8
	<i>%</i>	43.6	40.1	7.0	7.1	2.1	0.1
There is an adult at school that students and parents can talk to about students' problems.	<i>n</i>	6,778	4,044	467	161	49	50
	<i>%</i>	58.7	35.0	4.0	1.4	0.4	0.4
I give challenging homework assignments.	<i>n</i>	4,791	4,782	1,396	304	43	160
	<i>%</i>	41.7	41.7	12.2	2.6	0.4	1.4
My students can meet with a guidance counselor when they need assistance in school.	<i>n</i>	5,864	4,343	717	405	122	63
	<i>%</i>	50.9	37.7	6.2	3.5	1.1	0.5
Parents or guardians share responsibility with the school for the students' academic progress.	<i>n</i>	3,230	3,974	1,606	1,988	674	69
	<i>%</i>	28.0	34.4	13.9	17.2	5.8	0.6
I respond quickly to parents' requests.	<i>n</i>	7,528	3,710	194	38	5	25
	<i>%</i>	65.5	32.3	1.7	0.3	0.0	0.2
The principal at my school responds to my concerns.	<i>n</i>	6,179	3,796	848	427	232	37
	<i>%</i>	53.6	33.0	7.4	3.7	2.0	0.3
I can rely on parents to help when achievement or behavior problems occur with their child.	<i>n</i>	2,002	4,803	2,149	2,017	516	47
	<i>%</i>	17.4	41.6	18.6	17.5	4.5	0.4
The principal does an effective job of running my school.	<i>n</i>	5,929	3,952	932	428	269	25
	<i>%</i>	51.4	34.3	8.1	3.7	2.3	0.2

(table continues)

Staff Responses (*continued*).

		Strongly Agree	Agree	Undecided/ Neutral	Disagree	Strongly Disagree	Don't Know
Administrators are highly visible throughout my school.	<i>n</i>	5,943	4,077	698	631	182	10
	%	51.5	35.3	6.0	5.5	1.6	0.1
I am aware of the purposes and goals of my school.	<i>n</i>	6,979	3,967	333	152	80	14
	%	60.6	34.4	2.9	1.3	0.7	0.1
Students bring drugs or alcohol to this school.	<i>n</i>	405	1,497	1,591	2,228	4,283	1,520
	%	3.5	13.0	13.8	19.3	37.2	13.2
Students carry weapons at this school.	<i>n</i>	250	897	1,790	2,583	4,253	1,660
	%	2.2	7.8	15.7	22.6	37.2	14.5
Students bear responsibility for what they learn.	<i>n</i>	2,412	5,221	1,753	1,587	411	45
	%	21.1	45.7	15.3	13.9	3.6	0.4
The training I have received through staff development activities has enabled me to become a better teacher.	<i>n</i>	4,364	5,307	1,081	556	201	15
	%	37.9	46.1	9.4	4.8	1.7	0.1
My input on school decisions is solicited and valued.	<i>n</i>	3,172	4,795	1,923	1,110	451	85
	%	27.5	41.6	16.7	9.6	3.9	0.7
I am satisfied with the learning environment at my school.	<i>n</i>	3,807	5,374	1,169	902	250	9
	%	33.1	46.7	10.2	7.8	2.2	0.1
I am satisfied with the working conditions at my school.	<i>n</i>	3,901	5,370	1,079	818	309	11
	%	34.0	46.7	9.4	7.1	2.7	0.1
All students are accepted and feel like they belong at this school.	<i>n</i>	4,070	5,121	1,253	743	108	193
	%	35.4	44.6	10.9	6.5	0.9	1.7
My school provides adequate after-school activities/programs for students.	<i>n</i>	4,680	4,696	1,013	610	215	255
	%	40.8	40.9	8.8	5.3	1.9	2.2
This year I have discussed my students' recent test scores with guidance or other school staff.	<i>n</i>	4,945	4,663	1,089	528	115	126
	%	43.1	40.7	9.5	4.6	1.0	1.1
My students have sufficient access to computers and technology at school to do their schoolwork.	<i>n</i>	4,382	4,596	846	1,262	378	65
	%	38.0	39.9	7.3	10.9	3.3	0.6
I have taught my current students how to use technology (computers and Internet) to do their schoolwork.	<i>n</i>	4,753	4,650	1,176	707	107	74
	%	41.4	40.6	10.3	6.2	0.9	0.6
Students bring home either a book in print, on CD, or access it online for each of their courses that use a textbook.	<i>n</i>	4,444	3,325	1,637	1,130	373	541
	%	38.8	29.0	14.3	9.9	3.3	4.7
I have been given adequate training to use technology (computers and Internet) to teach my students.	<i>n</i>	4,806	5,088	870	579	114	24
	%	41.9	44.3	7.6	5.0	1.0	0.2
This school contacts parents when behavior problems occur at school.	<i>n</i>	5,055	5,057	728	369	106	179
	%	44.0	44.0	6.3	3.2	0.9	1.6
This year, school staff has helped my students to select high level courses that challenge their abilities.	<i>n</i>	2,999	3,929	2,846	530	145	963
	%	26.3	34.4	24.9	4.6	1.3	8.4
I have used information from the BEEP Web site to plan instructional activities for my students this year.	<i>n</i>	4,168	4,741	1,123	1,098	267	94
	%	36.3	41.3	9.8	9.6	2.3	0.8

(table continues)

Staff Responses (*continued*).

		Strongly Agree	Agree	Undecided/ Neutral	Disagree	Strongly Disagree	Don't Know
My colleagues share effective, innovative approaches with me to try in my classroom.	<i>n</i>	4,846	5,290	805	420	110	46
	%	42.1	45.9	7.0	3.6	1.0	0.4
My school has provided me with information about energy conservation.	<i>n</i>	3,991	4,714	1,280	1,064	320	140
	%	34.7	41.0	11.1	9.2	2.8	1.2
My school has an active recycling program.	<i>n</i>	4,476	3,771	1,090	1,116	588	469
	%	38.9	32.8	9.5	9.7	5.1	4.1
I have been trained on the Anti-Bullying policy this school year.	<i>n</i>	7,354	3,843	189	92	33	16
	%	63.8	33.3	1.6	0.8	0.3	0.1
I can effectively handle a bullying situation.	<i>n</i>	5,579	5,142	608	103	25	53
	%	48.5	44.7	5.3	0.9	0.2	0.5
Students at school bully one another.	<i>n</i>	906	3,464	2,570	2,714	1,299	527
	%	7.9	30.2	22.4	23.6	11.3	4.6
(High School Only) This year, school staff has helped students to plan for life after graduation.	<i>n</i>	966	1,332	571	132	63	263
	%	29.0	40.0	17.2	4.0	1.9	7.9

(*table continues*)

Staff Responses (*continued*).

I use the following technologies in my classroom to support learning.*	<i>n</i>	<i>%</i>
Internet searches	9,691	83.3
podcasts	1,216	10.5
digital textbooks or e-books	4,169	35.9
blogs and wikis	1,196	10.3
interactive whiteboards or slates	3,220	27.7
computer software (for example, word processor, spreadsheet, charts/graphs, data analysis, video production, presentations)	9,416	81.0
integrated learning systems (for example, CCC/SuccessMaker, Compass Odyssey, Destination Success/Riverdeep)	5,886	50.6
other technologies	2,586	22.2
none	288	2.5
did not answer the question	413	3.6

Which of the following technologies do you use outside the classroom to support instruction at school?*	<i>n</i>	<i>%</i>
Internet searches	10,234	88.0
podcasts	1,406	12.1
digital textbooks or e-books	3,941	33.9
blogs and wikis	2,082	17.9
computer software (for example, word processor, spreadsheet, charts/graphs, data analysis, video production, presentations)	9,123	78.5
other technologies	910	7.8
none	332	2.9
did not answer the question	477	4.1

* Multiple response variable. Staff could "Mark all that apply."

Parent Responses

		Strongly Agree	Agree	Undecided/ Neutral	Disagree	Strongly Disagree	Don't Know
My child's teacher(s) believe(s) that he/she can succeed.	<i>n</i>	16,126	7,317	934	241	124	652
	%	63.5	28.8	3.7	0.9	0.5	2.6
My child's school has adequate resources for the instruction of my child.	<i>n</i>	10,877	11,204	1,655	790	250	533
	%	43.0	44.3	6.5	3.1	1.0	2.1
My child's teacher(s) inform(s) me about my child's progress on a regular basis.	<i>n</i>	11,237	8,847	2,091	2,238	823	137
	%	44.3	34.9	8.2	8.8	3.2	0.5
My child's teacher(s) inform(s) him/her about his/her academic progress.	<i>n</i>	11,132	9,911	1,980	1,233	424	624
	%	44.0	39.2	7.8	4.9	1.7	2.5
My child's teacher(s) present(s) material in a way appropriate for my child.	<i>n</i>	11,589	10,766	1,714	493	195	597
	%	45.7	42.5	6.8	1.9	0.8	2.4
My child's teacher(s) treat(s) him/her with fairness.	<i>n</i>	12,685	9,491	1,607	619	300	560
	%	50.2	37.6	6.4	2.5	1.2	2.2
My child shows respect to his/her teacher(s).	<i>n</i>	16,300	7,876	731	144	54	230
	%	64.3	31.1	2.9	0.6	0.2	0.9
My child is safe at school.	<i>n</i>	11,781	10,232	2,041	518	260	437
	%	46.6	40.5	8.1	2.0	1.0	1.7
This year, school staff has helped my child to select high level courses that challenge his/her abilities.	<i>n</i>	7,371	8,662	4,906	1,570	510	2,143
	%	29.3	34.4	19.5	6.2	2.0	8.5
Rules are applied fairly to all students at my child's school.	<i>n</i>	9,436	10,303	2,749	905	420	1,472
	%	37.3	40.7	10.9	3.6	1.7	5.8
My child's school has enough books and equipment to effectively teach my child.	<i>n</i>	10,010	10,860	2,106	1,045	362	914
	%	39.6	42.9	8.3	4.1	1.4	3.6
I am proud of my child's school.	<i>n</i>	12,650	9,743	2,013	531	279	136
	%	49.9	38.4	7.9	2.1	1.1	0.5
My child's school is kept clean and in good condition.	<i>n</i>	12,203	10,470	1,345	653	241	433
	%	48.1	41.3	5.3	2.6	1.0	1.7
There is an adult at school I can talk to about my child's problems.	<i>n</i>	11,149	10,409	2,098	523	230	891
	%	44.1	41.1	8.3	2.1	0.9	3.5
My child's homework assignments are challenging.	<i>n</i>	8,324	11,647	2,608	1,776	480	382
	%	33.0	46.2	10.3	7.0	1.9	1.5
My child can meet with a guidance counselor when he/she needs assistance in school.	<i>n</i>	8,807	10,518	3,050	575	235	2,052
	%	34.9	41.7	12.1	2.3	0.9	8.1
I share responsibility with the school for my child's academic progress.	<i>n</i>	15,191	8,641	837	325	83	210
	%	60.1	34.2	3.3	1.3	0.3	0.8
The teachers respond quickly to my requests.	<i>n</i>	11,831	9,223	2,298	936	395	626
	%	46.7	36.4	9.1	3.7	1.6	2.5
The principal at my child's school responds to my concerns.	<i>n</i>	8,580	8,068	4,797	646	402	2,701
	%	34.1	32.0	19.0	2.6	1.6	10.7
I help school staff when academic or behavioral problems occur with my child.	<i>n</i>	12,600	8,632	2,192	538	168	1,070
	%	50.0	34.3	8.7	2.1	0.7	4.2
The principal does an effective job of running my child's school.	<i>n</i>	11,878	9,756	2,046	366	282	943
	%	47.0	38.6	8.1	1.4	1.1	3.7
Administrators are highly visible throughout my child's school.	<i>n</i>	11,038	10,163	2,029	419	142	1,461
	%	43.7	40.2	8.0	1.7	0.6	5.8
I am aware of the goals of my child's school.	<i>n</i>	10,072	11,094	2,083	729	289	762
	%	40.2	44.3	8.3	2.9	1.2	3.0

(table continues)

Parent Responses (*continued*).

		Strongly Agree	Agree	Undecided/ Neutral	Disagree	Strongly Disagree	Don't Know
Students bring drugs or alcohol to my child's school.	<i>n</i>	1,013	1,394	2,127	3,470	9,476	7,485
	%	4.1	5.6	8.5	13.9	38.0	30.0
Students carry weapons at my child's school.	<i>n</i>	805	1,095	2,088	3,587	9,936	7,364
	%	3.2	4.4	8.4	14.4	39.9	29.6
My child takes responsibility for learning.	<i>n</i>	13,127	10,416	952	406	121	123
	%	52.2	41.4	3.8	1.6	0.5	0.5
My input on school decisions is solicited and valued.	<i>n</i>	5,848	9,691	5,687	1,068	487	2,280
	%	23.3	38.7	22.7	4.3	1.9	9.1
I am satisfied with the learning environment at my child's school.	<i>n</i>	10,425	11,782	1,808	814	339	146
	%	41.2	46.5	7.1	3.2	1.3	0.6
My child is accepted and feels like he/she belongs at this school.	<i>n</i>	11,861	10,878	1,308	612	327	274
	%	47.0	43.1	5.2	2.4	1.3	1.1
My child's school provides adequate after-school activities/programs for students.	<i>n</i>	7,412	8,969	3,179	1,159	619	3,837
	%	29.4	35.6	12.6	4.6	2.5	15.2
My child's teacher(s) effectively use(s) a Web site to communicate assignments and classroom activities.	<i>n</i>	6,938	8,056	3,645	2,298	1,061	3,107
	%	27.6	32.1	14.5	9.2	4.2	12.4
This year I have discussed my child's recent test scores with a guidance counselor, teachers, or other school staff.	<i>n</i>	7,057	8,111	3,127	4,376	1,572	762
	%	28.2	32.4	12.5	17.5	6.3	3.0
My child has sufficient access to computers and technology at school to do his/her schoolwork.	<i>n</i>	9,017	10,952	2,256	1,039	353	1,616
	%	35.7	43.4	8.9	4.1	1.4	6.4
My child's current teachers have taught him/her how to use technology (computers and Internet) to do his/her schoolwork.	<i>n</i>	8,495	10,487	2,777	1,161	449	1,813
	%	33.7	41.6	11.0	4.6	1.8	7.2
My child brings home either a book in print, on CD, or accesses it online for each of his/her courses that use a textbook.	<i>n</i>	8,177	9,171	2,879	2,548	1,110	1,138
	%	32.7	36.7	11.5	10.2	4.4	4.5
My child's school contacts me when behavior problems occur at school.	<i>n</i>	10,263	9,531	2,468	566	309	1,861
	%	41.1	38.1	9.9	2.3	1.2	7.4
I have used the district's BEEP Web site, during this school year, to access Virtual Counselor or information about my child's education.	<i>n</i>	5,178	5,994	3,756	5,366	2,291	2,344
	%	20.8	24.0	15.1	21.5	9.2	9.4
My child's school informed me about the Anti-Bullying policy this school year (e.g., parent meetings, newsletters, other communications).	<i>n</i>	10,681	9,669	1,523	1,294	745	931
	%	43.0	38.9	6.1	5.2	3.0	3.7
Students at school bully my child.	<i>n</i>	1,082	1,968	2,204	7,409	9,933	2,032
	%	4.4	8.0	8.9	30.1	40.3	8.3

(table continues)

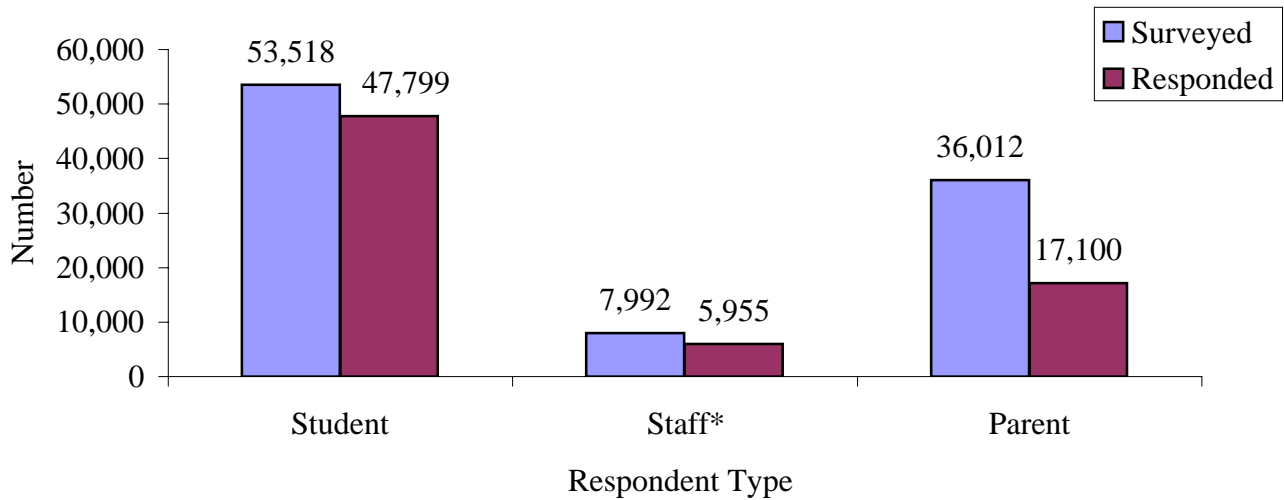
Parent Responses (*continued*).

		Strongly Agree	Agree	Undecided/ Neutral	Disagree	Strongly Disagree	Don't Know
After my child was bullied, I contacted school staff. (Responses from parents who Strongly Agree or Agree with "Students at school bully my child.")	<i>n</i>	1,141	1,072	177	363	89	52
	<i>%</i>	39.4	37.0	6.1	12.5	3.1	1.8
After I contacted school staff, the bullying behavior against my child stopped. (Responses from parents who Strongly Agree or Agree with "After my child was bullied, I contacted school staff.")	<i>n</i>	1,132	1,422	289	249	188	84
	<i>%</i>	33.7	42.3	8.6	7.4	5.6	2.5
(High School Only) This year, school staff has helped my child to plan for life after graduation.	<i>n</i>	1,310	1,769	1,600	600	440	1,664
	<i>%</i>	17.7	24.0	21.7	8.1	6.0	22.5

Improving Our Schools: 2008-09 Customer Survey
**The Fifteenth Annual Report of Student, Staff, and Parent
 Perspectives on Broward County Public Schools**

Elementary Schools Summary Report

This document contains data from the Fifteenth Annual Customer Survey. The data are organized according to the three surveyed groups: students, staff, and parents. Findings presented herein are intended to assist school staff members in making decisions to improve school strategies. This year's data may be used in conjunction with data from previous years to monitor school progress. Prior year data are available at http://www.broward.k12.fl.us/research_evaluation/Reports.htm.



* The staff survey was administered to full-time, instructional, school-based employees.

Student Response Rate	Teacher Response Rate	Parent Response Rate
Online	Online	Paper
89.3%	74.5%	47.5%

School Grade Assigned by Students, Staff, and Parents						
	Student		Staff		Parent	
	<i>n</i>	%	<i>n</i>	%	<i>n</i>	%
A	28,105	65.3	3,827	65.6	11,000	68.8
B	10,174	23.7	1,432	24.6	3,903	24.4
C	3,029	7.0	454	7.8	859	5.4
D	865	2.0	103	1.8	166	1.0
F	838	1.9	16	0.3	65	0.4

Student Responses

		Strongly Agree	Agree	Undecided/ Neutral	Disagree	Strongly Disagree	Don't Know
	<i>n</i>	34,422	10,601	696	303	193	1,427
My teacher(s) believe I can succeed.	%	72.3	22.3	1.5	0.6	0.4	3.0
My school provides all of the resources I need for learning.	<i>n</i>	27,401	16,339	1,523	851	281	1,114
	%	57.7	34.4	3.2	1.8	0.6	2.3
My teacher(s) inform(s) my parents about my progress.	<i>n</i>	26,558	14,850	1,662	874	296	3,006
	%	56.2	31.4	3.5	1.8	0.6	6.4
My teacher(s) regularly tell(s) me how I am doing in school.	<i>n</i>	19,905	18,306	3,547	2,923	753	1,557
	%	42.4	39.0	7.5	6.2	1.6	3.3
My teacher(s) answer(s) my questions in a way that I can understand.	<i>n</i>	26,732	14,936	2,567	1,521	722	782
	%	56.6	31.6	5.4	3.2	1.5	1.7
My teacher(s) treat(s) me with fairness.	<i>n</i>	27,058	13,015	2,607	1,983	1,362	1,223
	%	57.3	27.5	5.5	4.2	2.9	2.6
I show respect to my teacher(s).	<i>n</i>	31,336	12,312	1,740	607	303	826
	%	66.5	26.1	3.7	1.3	0.6	1.8
I feel safe at my school.	<i>n</i>	27,719	12,180	2,666	1,809	1,365	1,255
	%	59.0	25.9	5.7	3.8	2.9	2.7
Rules are applied fairly to all students at my school.	<i>n</i>	26,239	13,234	2,507	2,161	1,155	1,745
	%	55.8	28.1	5.3	4.6	2.5	3.7
My school has enough books and equipment to help me learn.	<i>n</i>	30,259	12,866	2,661	1,210	973	1,039
	%	64.1	27.3	3.4	2.3	0.9	2.0
I am proud of my school.	<i>n</i>	28,551	12,648	2,661	1,210	973	1,039
	%	60.6	26.9	5.7	2.6	2.1	2.2
My school is kept clean and in good condition.	<i>n</i>	19,553	16,311	4,177	3,473	1,813	1,593
	%	41.7	34.8	8.9	7.4	3.9	3.4
There is an adult at school I can talk to about my personal problems.	<i>n</i>	25,965	10,884	2,501	2,808	2,129	2,770
	%	55.2	23.1	5.3	6.0	4.5	5.9
My homework assignments help to reinforce what I am learning at school.	<i>n</i>	28,052	14,325	2,001	925	605	1,055
	%	59.7	30.5	4.3	2.0	1.3	2.2
I can meet with a guidance counselor when I need assistance in school.	<i>n</i>	22,157	12,850	3,205	2,798	1,588	4,254
	%	47.3	27.4	6.8	6.0	3.4	9.1
When I have homework, someone at home makes sure I work and understand the assignments.	<i>n</i>	30,653	11,469	1,833	1,514	793	563
	%	65.5	24.5	3.9	3.2	1.7	1.2
The principal at my school helps me when I have concerns.	<i>n</i>	18,483	12,983	4,994	3,521	2,299	4,350
	%	39.6	27.8	10.7	7.6	4.9	9.3
My principal is effective at running my school.	<i>n</i>	28,256	10,062	2,187	1,353	1,184	3,385
	%	60.9	21.7	4.7	2.9	2.6	7.3
I see the school staff members around my school.	<i>n</i>	29,959	12,629	1,487	884	439	1,119
	%	64.4	27.1	3.2	1.9	0.9	2.4
I am aware of the purposes and goals of my school.	<i>n</i>	27,738	12,606	2,112	1,015	752	2,198
	%	59.8	27.2	4.5	2.2	1.6	4.7
Students bring drugs or alcohol to my school.	<i>n</i>	1,505	1,094	1,118	4,274	30,256	8,255
	%	3.2	2.4	2.4	9.2	65.1	17.8
Students carry weapons at my school.	<i>n</i>	2,175	2,246	1,712	4,715	27,395	8,081
	%	4.7	4.8	3.7	10.2	59.1	17.4

(table continues)

Student Responses (*continued*).

		Strongly Agree	Agree	Undecided/ Neutral	Disagree	Strongly Disagree	Don't Know
I am responsible for what I learn.	<i>n</i>	31,764	11,001	1,346	618	550	794
	%	68.9	23.9	2.9	1.3	1.2	1.7
I enjoy learning at my school.	<i>n</i>	25,410	13,670	3,397	1,434	1,481	759
	%	55.1	29.6	7.4	3.1	3.2	1.6
I am accepted and feel like I belong at this school.	<i>n</i>	26,273	11,906	3,045	1,732	1,602	2,140
	%	56.9	25.8	6.6	3.8	3.5	3.5
My school has after-school activities/programs for students.	<i>n</i>	33,283	8,752	954	585	505	2,140
	%	72.0	18.9	2.1	1.3	1.1	4.6
This year I have discussed my recent test scores with a guidance counselor, teachers, or other school staff.	<i>n</i>	14,905	10,787	4,196	6,682	4,770	4,983
	%	32.2	23.3	9.1	14.4	10.3	10.8
I have sufficient access to computers and technology at school to do my schoolwork.	<i>n</i>	23,807	12,395	2,985	2,484	1,651	2,845
	%	51.6	26.8	6.5	5.4	3.6	6.2
My current teachers have taught me how to use technology (computers and Internet) to do my schoolwork.	<i>n</i>	26,556	11,372	2,449	2,585	1,644	1,606
	%	57.5	24.6	5.3	5.6	3.6	3.5
I can take home either a book in print, on CD, or access it online for each of my courses that use a textbook.	<i>n</i>	16,955	9,928	3,764	4,394	3,644	7,417
	%	36.8	21.5	8.2	9.5	7.9	16.1
My school contacts my parents when I have behavior problems in school.	<i>n</i>	26,596	10,993	2,214	1,200	1,347	3,561
	%	57.9	23.9	4.8	2.6	2.9	7.8
This year, school staff has helped me to select high level courses that challenge my abilities.	<i>n</i>	18,481	10,680	4,502	2,739	2,155	5,876
	%	41.6	24.0	10.1	6.2	4.8	13.2
(High School Only) I have used the district's BEEP Web site, during this school year, to access study guides or to log into Virtual Counselor to review my school records.	<i>n</i>						
	%						
	<i>n</i>	4,270	4,950	3,290	7,886	21,214	1,882
Students at school bully me.	%	9.8	11.4	7.6	18.1	48.8	4.3
Teachers or another adult at school told our class about bullying this school year.	<i>n</i>	31,009	7,609	821	1,077	1,333	1,571
	%	71.4	17.5	1.9	2.5	3.1	3.6
	<i>n</i>	26,427	9,853	1,634	1,553	1,431	2,459
I know how to report a bullying incident.	%	61.0	22.7	3.8	3.6	3.3	5.7
(High School Only) This year, school staff has helped me to plan for life after graduation.	<i>n</i>						
	%						

(table continues)

Student Responses (*continued*).

I was bullied when a student/students did the following: (Responses from students who Strongly Agree or Agree that "Students at school bully me.")*

	<i>n</i>	<i>%</i>
Hit or threw something at me	2,505	27.2
Said things to me (called me names, insulted me, threatened me)	6,095	66.1
Spread rumors about me, told other students things that hurt my feelings, or excluded me from groups	3,408	37.0
Sent something to me electronically (for example, over the internet, in an e-mail, or through an instant message)	476	5.2
did not answer	1,273	13.8

I was bullied when I was in the following school areas. (Responses from students who Strongly Agree or Agree that "Students at school bully me.")*

	<i>n</i>	<i>%</i>
On the bus	951	10.3
In the classroom	3,149	34.2
In the cafeteria	2,780	30.2
In a hallway	2,194	23.8
In a restroom	655	7.1
Other school areas	3,657	39.7
did not answer	1,608	17.4

After I was bullied, I did the following. (Responses from students who Strongly Agree or Agree that "Students at school bully me.")*

	<i>n</i>	<i>%</i>
Told an adult at school	5,426	58.9
Told my parents	3,766	40.8
Told my friends	1,854	20.1
Told someone else	908	9.8
Did not tell anyone	1,428	15.5
Made an anonymous report	0	0.0
did not answer	1,736	18.8

(*table continues*)

* Multiple response variable. Students could "Mark all that apply."

Student Responses (*continued*).

After I told an adult at school about being bullied, the bullying (Responses from students who told an adult at school about being bullied)	<i>n</i>	%
stopped	2,285	42.1
got worse	864	15.9
stayed the same	2,090	38.5
did not answer	187	3.4

At my school, I have used the following technologies for learning.*	<i>n</i>	%
Internet searches	36,518	76.4
podcasts	7,065	14.8
digital textbooks or e-books	17,988	37.6
blogs and wikis	7,750	16.2
interactive whiteboards or slates	18,414	38.5
computer software (for example, word processor, spreadsheet, charts/graphs, data analysis, video production, presentations)	28,208	59.0
integrated learning systems (for example, CCC/SuccessMaker, Compass Odyssey, Destination Success/Riverdeep)	27,094	56.7
other technologies	6,650	13.9
none	2,184	4.6
did not answer	5,770	12.1

At home, I have used the following technologies for learning.*	<i>n</i>	%
Internet searches	33,774	70.7
podcasts	4,755	9.9
digital textbooks or e-books	14,866	31.1
blogs and wikis	8,588	18.0
computer software (for example, word processor, spreadsheet, charts/graphs, data analysis, video production, presentations)	22,958	48.0
other technologies	5,217	10.9
none	3,640	7.6
did not answer	7,677	16.1

* Multiple response variable. Students could "Mark all that apply."

Staff Responses

		Strongly Agree	Agree	Undecided/ Neutral	Disagree	Strongly Disagree	Don't Know
I believe all students can succeed.	<i>n</i>	4,526	1,314	53	45	4	3
	%	76.1	22.1	0.9	0.8	0.1	0.1
The school provides adequate resources for me to teach my students.	<i>n</i>	2,668	2,454	326	404	72	0
	%	45.0	41.4	5.5	6.8	1.2	0.0
I inform parents about their children's progress in school on a regular basis.	<i>n</i>	4,302	1,473	125	25	1	4
	%	72.5	24.8	2.1	0.4	0.0	0.1
I regularly assess students and inform them of their academic progress.	<i>n</i>	4,491	1,328	83	9	1	7
	%	75.9	22.4	1.4	0.2	0.0	0.1
I work with each student to explain material in a way that he/she can understand.	<i>n</i>	4,721	1,174	28	2	0	3
	%	79.6	19.8	0.5	0.0	0.0	0.1
I treat all my students with fairness.	<i>n</i>	5,208	720	9	3	1	1
	%	87.6	12.1	0.2	0.1	0.0	0.0
My students show me respect.	<i>n</i>	2,994	2,446	206	236	52	3
	%	50.4	41.2	3.5	4.0	0.9	0.1
The students are safe at school.	<i>n</i>	3,854	1,758	182	114	22	1
	%	65.0	29.6	3.1	1.9	0.4	0.0
I feel safe at my school.	<i>n</i>	3,949	1,684	167	104	28	3
	%	66.5	28.4	2.8	1.8	0.5	0.1
Rules are applied fairly to all students at my school.	<i>n</i>	3,157	1,858	359	413	123	18
	%	53.3	31.3	6.1	7.0	2.1	0.3
I have enough books and equipment to effectively teach my students.	<i>n</i>	2,643	2,231	359	564	124	5
	%	44.6	37.6	6.1	9.5	2.1	0.1
I am proud of my school.	<i>n</i>	3,850	1,687	236	128	29	1
	%	64.9	28.4	4.0	2.2	0.5	0.0
My school is kept clean and in good condition.	<i>n</i>	2,789	2,238	368	406	126	2
	%	47.0	37.7	6.2	6.8	2.1	0.0
There is an adult at school that students and parents can talk to about students' problems.	<i>n</i>	3,795	1,800	199	94	27	12
	%	64.0	30.4	3.4	1.6	0.5	0.2
I give challenging homework assignments.	<i>n</i>	2,849	2,275	576	115	11	70
	%	48.3	38.6	9.8	2.0	0.2	1.2
My students can meet with a guidance counselor when they need assistance in school.	<i>n</i>	3,200	1,999	388	222	78	22
	%	54.2	33.8	6.6	3.8	1.3	0.4
Parents or guardians share responsibility with the school for the students' academic progress.	<i>n</i>	1,742	2,290	701	915	256	18
	%	29.4	38.7	11.8	15.5	4.3	0.3
I respond quickly to parents' requests.	<i>n</i>	4,185	1,673	40	14	3	1
	%	70.7	28.3	0.7	0.2	0.1	0.0
The principal at my school responds to my concerns.	<i>n</i>	3,491	1,810	335	182	83	6
	%	59.1	30.6	5.7	3.1	1.4	0.1
I can rely on parents to help when achievement or behavior problems occur with their child.	<i>n</i>	1,225	2,678	918	902	196	4
	%	20.7	45.2	15.5	15.2	3.3	0.1
The principal does an effective job of running my school.	<i>n</i>	3,373	1,876	375	193	101	8
	%	56.9	31.7	6.3	3.3	1.7	0.1

(table continues)

Staff Responses (*continued*).

		Strongly Agree	Agree	Undecided/ Neutral	Disagree	Strongly Disagree	Don't Know
Administrators are highly visible throughout my school.	<i>n</i>	3,499	1,869	261	238	54	1
	%	59.1	31.6	4.4	4.0	0.9	0.0
I am aware of the purposes and goals of my school.	<i>n</i>	4,067	1,656	91	57	38	4
	%	68.8	28.0	1.5	1.0	0.6	0.1
Students bring drugs or alcohol to this school.	<i>n</i>	61	53	190	1,264	3,733	613
	%	1.0	0.9	3.2	21.4	63.1	10.4
Students carry weapons at this school.	<i>n</i>	67	129	292	1,315	3,444	610
	%	1.1	2.2	5.0	22.5	58.8	10.4
Students bear responsibility for what they learn.	<i>n</i>	1,312	3,016	849	540	120	21
	%	22.4	51.5	14.5	9.2	2.0	0.4
The training I have received through staff development activities has enabled me to become a better teacher.	<i>n</i>	2,608	2,703	392	167	43	4
	%	44.1	45.7	6.6	2.8	0.7	0.1
My input on school decisions is solicited and valued.	<i>n</i>	1,888	2,551	825	455	173	26
	%	31.9	43.1	13.9	7.7	2.9	0.4
I am satisfied with the learning environment at my school.	<i>n</i>	2,447	2,656	445	280	80	1
	%	41.4	44.9	7.5	4.7	1.4	0.0
I am satisfied with the working conditions at my school.	<i>n</i>	2,364	2,647	447	311	126	2
	%	40.1	44.9	7.6	5.3	2.1	0.0
All students are accepted and feel like they belong at this school.	<i>n</i>	2,771	2,576	292	175	21	61
	%	47.0	43.7	5.0	3.0	0.4	1.0
My school provides adequate after-school activities/programs for students.	<i>n</i>	2,834	2,304	350	250	65	92
	%	48.1	39.1	5.9	4.2	1.1	1.6
This year I have discussed my students' recent test scores with guidance or other school staff.	<i>n</i>	2,853	2,104	576	213	53	87
	%	48.5	35.7	9.8	3.6	0.9	1.5
My students have sufficient access to computers and technology at school to do their schoolwork.	<i>n</i>	2,523	2,318	382	519	144	33
	%	42.6	39.2	6.5	8.8	2.4	0.6
I have taught my current students how to use technology (computers and Internet) to do their schoolwork.	<i>n</i>	2,705	2,348	529	233	32	36
	%	46.0	39.9	9.0	4.0	0.5	0.6
Students bring home either a book in print, on CD, or access it online for each of their courses that use a textbook.	<i>n</i>	2,108	1,642	973	640	202	308
	%	35.9	28.0	16.6	10.9	3.4	5.2
I have been given adequate training to use technology (computers and Internet) to teach my students.	<i>n</i>	2,557	2,585	415	281	46	9
	%	43.4	43.9	7.0	4.8	0.8	0.2
This school contacts parents when behavior problems occur at school.	<i>n</i>	2,790	2,503	296	197	46	67
	%	47.3	42.4	5.0	3.3	0.8	1.1
This year, school staff has helped my students to select high level courses that challenge their abilities.	<i>n</i>	1,396	1,626	1,837	255	68	656
	%	23.9	27.9	31.5	4.4	1.2	11.2
I have used information from the BEEP Web site to plan instructional activities for my students this year.	<i>n</i>	2,574	2,550	380	315	47	36
	%	43.6	43.2	6.4	5.3	0.8	0.6

(table continues)

Staff Responses (*continued*).

		Strongly Agree	Agree	Undecided/ Neutral	Disagree	Strongly Disagree	Don't Know
My colleagues share effective, innovative approaches with me to try in my classroom.	<i>n</i>	2,861	2,525	306	182	32	12
	%	48.3	42.7	5.2	3.1	0.5	0.2
My school has provided me with information about energy conservation.	<i>n</i>	2,533	2,478	464	321	71	47
	%	42.8	41.9	7.8	5.4	1.2	0.8
My school has an active recycling program.	<i>n</i>	2,556	1,745	495	594	315	209
	%	43.2	29.5	8.4	10.0	5.3	3.5
I have been trained on the Anti-Bullying policy this school year.	<i>n</i>	4,071	1,730	60	43	9	8
	%	68.8	29.2	1.0	0.7	0.2	0.1
I can effectively handle a bullying situation.	<i>n</i>	3,129	2,458	233	45	15	23
	%	53.0	41.6	3.9	0.8	0.3	0.4
Students at school bully one another.	<i>n</i>	365	1,415	1,152	1,754	965	242
	%	6.2	24.0	19.5	29.8	16.4	4.1
(High School Only) This year, school staff has helped students to plan for life after graduation.	<i>n</i>						
	%						

(table continues)

Staff Responses (*continued*).

I use the following technologies in my classroom to support learning.*	<i>n</i>	<i>%</i>
Internet searches	4,919	82.6
podcasts	540	9.1
digital textbooks or e-books	2,165	36.4
blogs and wikis	400	6.7
interactive whiteboards or slates	1,835	30.8
computer software (for example, word processor, spreadsheet, charts/graphs, data analysis, video production, presentations)	4,813	80.8
integrated learning systems (for example, CCC/SuccessMaker, Compass Odyssey, Destination Success/Riverdeep)	4,344	72.9
other technologies	1,288	21.6
none	87	1.5
did not answer	260	4.4

Which of the following technologies do you use outside the classroom to support instruction at school?*	<i>n</i>	<i>%</i>
Internet searches	5,244	88.1
podcasts	552	9.3
digital textbooks or e-books	1,961	32.9
blogs and wikis	855	14.4
computer software (for example, word processor, spreadsheet, charts/graphs, data analysis, video production, presentations)	4,708	79.1
other technologies	358	6.0
none	165	2.8
did not answer	288	4.8

* Multiple response variable. Staff could "Mark all that apply."

Parent Responses

		Strongly Agree	Agree	Undecided/ Neutral	Disagree	Strongly Disagree	Don't Know
My child's teacher(s) believe(s) that he/she can succeed.	<i>n</i>	12,044	4,010	432	122	76	223
	%	71.2	23.7	2.6	0.7	0.4	1.3
My child's school has adequate resources for the instruction of my child.	<i>n</i>	8,099	7,039	888	415	115	300
	%	48.0	41.8	5.3	2.5	0.7	1.8
My child's teacher(s) inform(s) me about my child's progress on a regular basis.	<i>n</i>	9,520	5,714	774	697	177	45
	%	56.2	33.8	4.6	4.1	1.0	0.3
My child's teacher(s) inform(s) him/her about his/her academic progress.	<i>n</i>	8,913	6,056	997	413	127	377
	%	52.8	35.9	5.9	2.4	0.8	2.2
My child's teacher(s) present(s) material in a way appropriate for my child.	<i>n</i>	9,316	6,251	781	219	82	256
	%	55.1	37.0	4.6	1.3	0.5	1.5
My child's teacher(s) treat(s) him/her with fairness.	<i>n</i>	10,159	5,339	696	252	128	266
	%	60.3	31.7	4.1	1.5	0.8	1.6
My child shows respect to his/her teacher(s).	<i>n</i>	11,627	4,721	360	59	22	107
	%	68.8	27.9	2.1	0.3	0.1	0.6
My child is safe at school.	<i>n</i>	9,392	6,258	764	172	75	177
	%	55.8	37.2	4.5	1.0	0.4	1.1
This year, school staff has helped my child to select high level courses that challenge his/her abilities.	<i>n</i>	5,118	5,247	3,513	879	258	1,723
	%	30.6	31.3	21.0	5.3	1.5	10.3
Rules are applied fairly to all students at my child's school.	<i>n</i>	7,291	6,605	1,485	400	173	899
	%	43.3	39.2	8.8	2.4	1.0	5.3
My child's school has enough books and equipment to effectively teach my child.	<i>n</i>	7,474	6,887	1,254	516	138	585
	%	44.3	40.9	7.4	3.1	0.8	3.5
I am proud of my child's school.	<i>n</i>	9,793	5,865	859	227	100	53
	%	58.0	34.7	5.1	1.3	0.6	0.3
My child's school is kept clean and in good condition.	<i>n</i>	9,587	6,428	500	206	57	133
	%	56.7	38.0	3.0	1.2	0.3	0.8
There is an adult at school I can talk to about my child's problems.	<i>n</i>	8,427	6,445	1,168	250	106	472
	%	50.0	38.2	6.9	1.5	0.6	2.8
My child's homework assignments are challenging.	<i>n</i>	6,113	7,680	1,441	1,125	275	164
	%	36.4	45.7	8.6	6.7	1.6	1.0
My child can meet with a guidance counselor when he/she needs assistance in school.	<i>n</i>	6,111	6,367	2,247	306	118	1,651
	%	36.4	37.9	13.4	1.8	0.7	9.8
I share responsibility with the school for my child's academic progress.	<i>n</i>	11,088	5,121	375	133	32	110
	%	65.8	30.4	2.2	0.8	0.2	0.7
The teachers respond quickly to my requests.	<i>n</i>	9,760	5,698	767	359	148	147
	%	57.8	33.8	4.5	2.1	0.9	0.9
The principal at my child's school responds to my concerns.	<i>n</i>	6,706	5,445	2,650	348	198	1,447
	%	39.9	32.4	15.8	2.1	1.2	8.6
I help school staff when academic or behavioral problems occur with my child.	<i>n</i>	9,466	5,380	1,092	246	74	553
	%	56.3	32.0	6.5	1.5	0.4	3.3
The principal does an effective job of running my child's school.	<i>n</i>	8,962	5,978	1,060	165	153	499
	%	53.3	35.5	6.3	1.0	0.9	3.0
Administrators are highly visible throughout my child's school.	<i>n</i>	8,317	6,402	1,084	197	74	743
	%	49.5	38.1	6.4	1.2	0.4	4.4
I am aware of the goals of my child's school.	<i>n</i>	7,597	7,017	1,118	363	162	397
	%	45.6	42.1	6.7	2.2	1.0	2.4

(table continues)

Parent Responses (*continued*).

		Strongly Agree	Agree	Undecided/ Neutral	Disagree	Strongly Disagree	Don't Know
Students bring drugs or alcohol to my child's school.	<i>n</i>	431	325	746	2,463	8,121	4,524
	%	2.6	2.0	4.5	14.8	48.9	27.2
Students carry weapons at my child's school.	<i>n</i>	478	469	734	2,364	8,261	4,261
	%	2.9	2.8	4.4	14.3	49.9	25.7
My child takes responsibility for learning.	<i>n</i>	8,897	6,897	580	238	62	71
	%	53.1	41.2	3.5	1.4	0.4	0.4
My input on school decisions is solicited and valued.	<i>n</i>	4,458	6,591	3,438	545	269	1,372
	%	26.7	39.5	20.6	3.3	1.6	8.2
I am satisfied with the learning environment at my child's school.	<i>n</i>	8,114	7,339	801	374	163	81
	%	48.1	43.5	4.7	2.2	1.0	0.5
My child is accepted and feels like he/she belongs at this school.	<i>n</i>	9,103	6,559	601	308	141	121
	%	54.1	39.0	3.6	1.8	0.8	0.7
My child's school provides adequate after-school activities/programs for students.	<i>n</i>	5,328	5,660	1,980	701	379	2,729
	%	31.8	33.7	11.8	4.2	2.3	16.3
My child's teacher(s) effectively use(s) a Web site to communicate assignments and classroom activities.	<i>n</i>	4,595	4,546	2,590	1,670	793	2,522
	%	27.5	27.2	15.5	10.0	4.7	15.1
This year I have discussed my child's recent test scores with a guidance counselor, teachers, or other school staff.	<i>n</i>	5,732	5,768	1,847	2,069	709	509
	%	34.5	34.7	11.1	12.4	4.3	3.1
My child has sufficient access to computers and technology at school to do his/her schoolwork.	<i>n</i>	6,407	6,915	1,485	636	212	1,158
	%	38.1	41.1	8.8	3.8	1.3	6.9
My child's current teachers have taught him/her how to use technology (computers and Internet) to do his/her schoolwork.	<i>n</i>	6,247	6,541	1,753	648	247	1,313
	%	37.3	39.1	10.5	3.9	1.5	7.8
My child brings home either a book in print, on CD, or accesses it online for each of his/her courses that use a textbook.	<i>n</i>	5,209	5,467	2,237	2,008	835	866
	%	31.3	32.9	13.5	12.1	5.0	5.2
My child's school contacts me when behavior problems occur at school.	<i>n</i>	7,734	6,184	1,289	288	162	978
	%	46.5	37.2	7.7	1.7	1.0	5.9
I have used the district's BEEP Web site, during this school year, to access Virtual Counselor or information about my child's education.	<i>n</i>	2,861	3,292	2,826	4,045	1,722	1,805
	%	17.3	19.9	17.1	24.4	10.4	10.9
My child's school informed me about the Anti-Bullying policy this school year (e.g., parent meetings, newsletters, other communications).	<i>n</i>	7,898	6,072	858	693	373	603
	%	47.9	36.8	5.2	4.2	2.3	3.7
Students at school bully my child.	<i>n</i>	745	1,301	1,443	4,856	6,639	1,392
	%	4.5	7.9	8.8	29.7	40.5	8.5

(table continues)

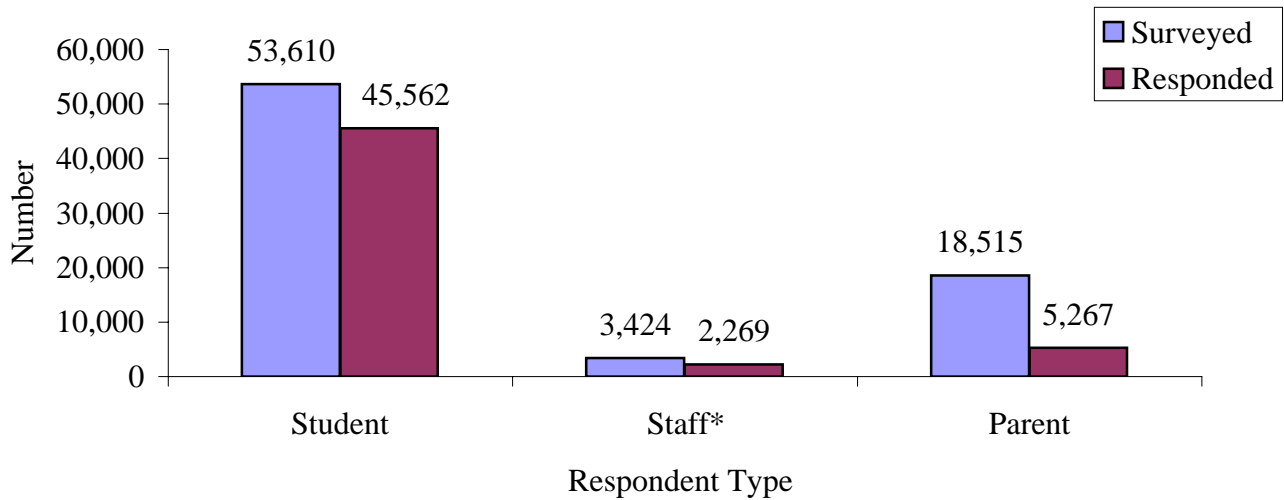
Parent Responses (*continued*).

		Strongly Agree	Agree	Undecided/ Neutral	Disagree	Strongly Disagree	Don't Know
After my child was bullied, I contacted school staff. (Responses from parents who Strongly Agree or Agree with "Students at school bully my child.")	<i>n</i>	802	711	108	222	59	37
	<i>%</i>	41.4	36.7	5.6	11.4	3.0	1.9
After I contacted school staff, the bullying behavior against my child stopped. (Responses from parents who Strongly Agree or Agree with "After my child was bullied, I contacted school staff.")	<i>n</i>	830	965	171	149	125	59
	<i>%</i>	36.1	42.0	7.4	6.5	5.4	2.6
(High School Only) This year, school staff has helped my child to plan for life after graduation.	<i>n</i>						
	<i>%</i>						

Improving Our Schools: 2008-09 Customer Survey
**The Fifteenth Annual Report of Student, Staff, and Parent
 Perspectives on Broward County Public Schools**

Middle Schools Summary Report

This document contains data from the Fifteenth Annual Customer Survey. The data are organized according to the three surveyed groups: students, staff, and parents. Findings presented herein are intended to assist school staff members in making decisions to improve school strategies. This year's data may be used in conjunction with data from previous years to monitor school progress. Prior year data are available at http://www.broward.k12.fl.us/research_evaluation/Reports.htm.



* The staff survey was administered to full-time, instructional, school-based employees.

Student Response Rate	Teacher Response Rate	Parent Response Rate
Online	Online	Paper
85.0%	66.3%	28.4%

School Grade Assigned by Students, Staff, and Parents						
	Student		Staff		Parent	
	<i>n</i>	%	<i>n</i>	%	<i>n</i>	%
A	13,863	32.3	1,032	46.4	2,538	49.7
B	14,839	34.5	746	33.6	1,816	35.5
C	8,527	19.9	352	15.8	585	11.4
D	3,023	7.0	80	3.6	121	2.4
F	2,704	6.3	12	0.5	50	1.0

Student Responses

		Strongly Agree	Agree	Undecided/ Neutral	Disagree	Strongly Disagree	Don't Know
	<i>n</i>	22,450	16,779	3,058	918	586	1,650
My teacher(s) believe I can succeed.	%	49.4	36.9	6.7	2.0	1.3	3.6
My school provides all of the resources I need for learning.	<i>n</i>	14,864	20,906	4,933	2,821	1,009	724
	%	32.8	46.2	10.9	6.2	2.2	1.6
My teacher(s) inform(s) my parents about my progress.	<i>n</i>	11,062	15,580	6,632	5,329	2,036	4,266
	%	24.6	34.7	14.8	11.9	4.5	9.5
My teacher(s) regularly tell(s) me how I am doing in school.	<i>n</i>	8,702	17,687	7,779	7,264	2,455	811
	%	19.5	39.6	17.4	16.3	5.5	1.8
My teacher(s) answer(s) my questions in a way that I can understand.	<i>n</i>	13,290	18,771	7,103	3,461	1,869	544
	%	29.5	41.7	15.8	7.7	4.1	1.2
My teacher(s) treat(s) me with fairness.	<i>n</i>	11,958	16,847	7,700	4,472	3,134	882
	%	26.6	37.4	17.1	9.9	7.0	2.0
I show respect to my teacher(s).	<i>n</i>	23,252	15,701	3,686	831	688	774
	%	51.7	34.9	8.2	1.8	1.5	1.7
I feel safe at my school.	<i>n</i>	11,540	16,212	7,994	3,989	3,589	1,517
	%	25.7	36.2	17.8	8.9	8.0	3.4
Rules are applied fairly to all students at my school.	<i>n</i>	12,626	14,828	6,555	5,554	3,765	1,490
	%	28.2	33.1	14.6	12.4	8.4	3.3
My school has enough books and equipment to help me learn.	<i>n</i>	16,236	17,956	8,912	3,733	3,775	1,625
	%	36.1	39.9	10.3	7.3	3.9	2.4
I am proud of my school.	<i>n</i>	11,920	14,906	8,912	3,733	3,775	1,625
	%	26.6	33.2	19.9	8.3	8.4	3.6
My school is kept clean and in good condition.	<i>n</i>	8,538	15,544	8,302	6,686	4,510	1,175
	%	19.1	34.7	18.5	14.9	10.1	2.6
There is an adult at school I can talk to about my personal problems.	<i>n</i>	16,669	14,023	4,415	3,130	3,297	3,319
	%	37.2	31.3	9.8	7.0	7.4	7.4
My homework assignments help to reinforce what I am learning at school.	<i>n</i>	15,986	19,099	4,781	2,075	1,781	998
	%	35.7	42.7	10.7	4.6	4.0	2.2
I can meet with a guidance counselor when I need assistance in school.	<i>n</i>	16,379	16,431	4,421	2,408	1,769	3,183
	%	36.7	36.8	9.9	5.4	4.0	7.1
When I have homework, someone at home makes sure I work and understand the assignments.	<i>n</i>	19,692	14,976	4,373	3,002	1,896	631
	%	44.2	33.6	9.8	6.7	4.3	1.4
The principal at my school helps me when I have concerns.	<i>n</i>	7,463	10,016	9,268	6,575	6,627	4,398
	%	16.8	22.6	20.9	14.8	14.9	9.9
My principal is effective at running my school.	<i>n</i>	14,329	14,071	6,587	2,546	2,700	4,081
	%	32.3	31.8	14.9	5.7	6.1	9.2
I see the school staff members around my school.	<i>n</i>	23,344	17,000	1,946	719	591	770
	%	52.6	38.3	4.4	1.6	1.3	1.7
I am aware of the purposes and goals of my school.	<i>n</i>	18,016	16,883	4,323	1,712	1,149	2,140
	%	40.7	38.2	9.8	3.9	2.6	4.8
Students bring drugs or alcohol to my school.	<i>n</i>	5,983	6,652	5,540	4,027	7,711	14,488
	%	13.5	15.0	12.5	9.1	17.4	32.6
Students carry weapons at my school.	<i>n</i>	3,912	5,023	5,971	4,888	8,826	15,636
	%	8.8	11.3	13.5	11.0	19.9	35.3

(table continues)

Student Responses (*continued*).

		Strongly Agree	Agree	Undecided/ Neutral	Disagree	Strongly Disagree	Don't Know
I am responsible for what I learn.	<i>n</i>	21,156	16,466	3,477	1,198	956	824
	%	48.0	37.4	7.9	2.7	2.2	1.9
I enjoy learning at my school.	<i>n</i>	10,565	15,870	8,810	3,965	4,074	903
	%	23.9	35.9	19.9	9.0	9.2	2.0
I am accepted and feel like I belong at this school.	<i>n</i>	13,509	16,364	6,814	2,743	2,986	3,350
	%	30.6	37.1	15.5	6.2	6.8	3.8
My school has after-school activities/programs for students.	<i>n</i>	21,945	15,068	2,025	841	918	3,350
	%	49.7	34.1	4.6	1.9	2.1	7.6
This year I have discussed my recent test scores with a guidance counselor, teachers, or other school staff.	<i>n</i>	8,621	11,267	5,799	9,523	6,864	2,192
	%	19.5	25.5	13.1	21.5	15.5	5.0
I have sufficient access to computers and technology at school to do my schoolwork.	<i>n</i>	15,020	16,784	5,094	3,498	2,152	1,602
	%	34.0	38.0	11.5	7.9	4.9	3.6
My current teachers have taught me how to use technology (computers and Internet) to do my schoolwork.	<i>n</i>	15,395	16,224	4,867	4,050	2,679	1,025
	%	34.8	36.7	11.0	9.2	6.1	2.3
I can take home either a book in print, on CD, or access it online for each of my courses that use a textbook.	<i>n</i>	15,977	13,773	4,113	3,171	2,724	4,378
	%	36.2	31.2	9.3	7.2	6.2	9.9
My school contacts my parents when I have behavior problems in school.	<i>n</i>	18,364	14,306	3,782	1,331	1,395	4,877
	%	41.7	32.5	8.6	3.0	3.2	11.1
This year, school staff has helped me to select high level courses that challenge my abilities.	<i>n</i>	11,760	13,204	6,799	4,712	3,841	3,426
	%	26.9	30.2	15.5	10.8	8.8	7.8
(High School Only) I have used the district's BEEP Web site, during this school year, to access study guides or to log into Virtual Counselor to review my school records.	<i>n</i>						
	%						
	<i>n</i>	2,440	3,312	5,102	9,063	20,952	1,614
Students at school bully me.	%	5.7	7.8	12.0	21.3	49.3	3.8
Teachers or another adult at school told our class about bullying this school year.	<i>n</i>	20,992	14,091	2,156	1,705	1,676	2,011
	%	49.2	33.1	5.1	4.0	3.9	4.7
	<i>n</i>	19,225	14,802	2,733	1,766	1,818	2,227
I know how to report a bullying incident.	%	45.2	34.8	6.4	4.1	4.3	5.2
(High School Only) This year, school staff has helped me to plan for life after graduation.	<i>n</i>						
	%						

(table continues)

Student Responses (*continued*).

I was bullied when a student/students did the following: (Responses from students who Strongly Agree or Agree that "Students at school bully me.")*

	<i>n</i>	<i>%</i>
Hit or threw something at me	2,416	42.0
Said things to me (called me names, insulted me, threatened me)	4,435	77.1
Spread rumors about me, told other students things that hurt my feelings, or excluded me from groups	3,101	53.9
Sent something to me electronically (for example, over the internet, in an e-mail, or through an instant message)	819	14.2
did not answer	468	8.1

I was bullied when I was in the following school areas. (Responses from students who Strongly Agree or Agree that "Students at school bully me.")*

	<i>n</i>	<i>%</i>
On the bus	1,108	19.3
In the classroom	3,131	54.4
In the cafeteria	2,155	37.5
In a hallway	2,838	49.3
In a restroom	980	17.0
Other school areas	2,213	38.5
did not answer	785	13.6

After I was bullied, I did the following. (Responses from students who Strongly Agree or Agree that "Students at school bully me.")*

	<i>n</i>	<i>%</i>
Told an adult at school	2,690	46.8
Told my parents	2,095	36.4
Told my friends	1,950	33.9
Told someone else	839	14.6
Did not tell anyone	1,549	26.9
Made an anonymous report	0	0.0
did not answer	960	16.7

(*table continues*)

* Multiple response variable. Students could "Mark all that apply."

Student Responses (*continued*).

After I told an adult at school about being bullied, the bullying (Responses from students who told an adult at school about being bullied)

	<i>n</i>	%
stopped	959	35.7
got worse	426	15.8
stayed the same	1,217	45.2
did not answer	88	3.3

At my school, I have used the following technologies for learning.*

	<i>n</i>	%
Internet searches	37,700	82.7
podcasts	6,116	13.4
digital textbooks or e-books	15,881	34.9
blogs and wikis	9,825	21.6
interactive whiteboards or slates	17,242	37.8
computer software (for example, word processor, spreadsheet, charts/graphs, data analysis, video production, presentations)	30,601	67.2
integrated learning systems (for example, CCC/SuccessMaker, Compass Odyssey, Destination Success/Riverdeep)	15,959	35.0
other technologies	3,756	8.2
none	1,939	4.3
did not answer	3,976	8.7

At home, I have used the following technologies for learning.*

	<i>n</i>	%
Internet searches	36,799	80.8
podcasts	6,403	14.1
digital textbooks or e-books	16,313	35.8
blogs and wikis	12,965	28.5
computer software (for example, word processor, spreadsheet, charts/graphs, data analysis, video production, presentations)	27,826	61.1
other technologies	4,137	9.1
none	2,241	4.9
did not answer	4,936	10.8

* Multiple response variable. Students could "Mark all that apply."

Staff Responses

		Strongly Agree	Agree	Undecided/ Neutral	Disagree	Strongly Disagree	Don't Know
I believe all students can succeed.	<i>n</i>	1,353	802	63	38	9	2
	%	59.7	35.4	2.8	1.7	0.4	0.1
The school provides adequate resources for me to teach my students.	<i>n</i>	752	1,024	184	246	53	0
	%	33.3	45.3	8.1	10.9	2.3	0.0
I inform parents about their children's progress in school on a regular basis.	<i>n</i>	1,092	1,034	88	34	1	3
	%	48.5	45.9	3.9	1.5	0.0	0.1
I regularly assess students and inform them of their academic progress.	<i>n</i>	1,427	794	22	2	1	3
	%	63.5	35.3	1.0	0.1	0.0	0.1
I work with each student to explain material in a way that he/she can understand.	<i>n</i>	1,389	818	37	10	1	1
	%	61.6	36.3	1.6	0.4	0.0	0.0
I treat all my students with fairness.	<i>n</i>	1,754	493	10	1	0	2
	%	77.6	21.8	0.4	0.0	0.0	0.1
My students show me respect.	<i>n</i>	825	1,067	156	168	39	2
	%	36.6	47.3	6.9	7.4	1.7	0.1
The students are safe at school.	<i>n</i>	771	1,070	254	133	24	1
	%	34.2	47.5	11.3	5.9	1.1	0.0
I feel safe at my school.	<i>n</i>	898	990	205	131	27	0
	%	39.9	44.0	9.1	5.8	1.2	0.0
Rules are applied fairly to all students at my school.	<i>n</i>	651	835	294	368	101	8
	%	28.8	37.0	13.0	16.3	4.5	0.4
I have enough books and equipment to effectively teach my students.	<i>n</i>	712	932	183	342	78	6
	%	31.6	41.4	8.1	15.2	3.5	0.3
I am proud of my school.	<i>n</i>	1,007	937	205	80	20	0
	%	44.8	41.7	9.1	3.6	0.9	0.0
My school is kept clean and in good condition.	<i>n</i>	972	968	158	129	25	0
	%	43.2	43.0	7.0	5.7	1.1	0.0
There is an adult at school that students and parents can talk to about students' problems.	<i>n</i>	1,216	910	75	27	10	4
	%	54.2	40.6	3.3	1.2	0.4	0.2
I give challenging homework assignments.	<i>n</i>	791	1,060	281	76	11	18
	%	35.4	47.4	12.6	3.4	0.5	0.8
My students can meet with a guidance counselor when they need assistance in school.	<i>n</i>	1,095	958	98	65	13	6
	%	49.0	42.9	4.4	2.9	0.6	0.3
Parents or guardians share responsibility with the school for the students' academic progress.	<i>n</i>	549	696	371	469	160	5
	%	24.4	30.9	16.5	20.8	7.1	0.2
I respond quickly to parents' requests.	<i>n</i>	1,356	837	39	7	1	1
	%	60.5	37.3	1.7	0.3	0.0	0.0
The principal at my school responds to my concerns.	<i>n</i>	1,100	799	192	88	53	10
	%	49.1	35.6	8.6	3.9	2.4	0.4
I can rely on parents to help when achievement or behavior problems occur with their child.	<i>n</i>	277	862	459	512	130	5
	%	12.3	38.4	20.4	22.8	5.8	0.2
The principal does an effective job of running my school.	<i>n</i>	994	840	246	103	57	8
	%	44.2	37.4	10.9	4.6	2.5	0.4

(table continues)

Staff Responses (*continued*).

		Strongly Agree	Agree	Undecided/ Neutral	Disagree	Strongly Disagree	Don't Know
Administrators are highly visible throughout my school.	<i>n</i>	968	932	160	155	26	2
	%	43.2	41.6	7.1	6.9	1.2	0.1
I am aware of the purposes and goals of my school.	<i>n</i>	1,142	999	68	26	11	2
	%	50.8	44.4	3.0	1.2	0.5	0.1
Students bring drugs or alcohol to this school.	<i>n</i>	95	498	557	497	252	347
	%	4.2	22.2	24.8	22.1	11.2	15.4
Students carry weapons at this school.	<i>n</i>	53	291	554	608	350	373
	%	2.4	13.1	24.9	27.3	15.7	16.7
Students bear responsibility for what they learn.	<i>n</i>	390	912	365	434	114	9
	%	17.5	41.0	16.4	19.5	5.1	0.4
The training I have received through staff development activities has enabled me to become a better teacher.	<i>n</i>	708	1,104	242	145	43	2
	%	31.6	49.2	10.8	6.5	1.9	0.1
My input on school decisions is solicited and valued.	<i>n</i>	520	921	432	254	96	28
	%	23.1	40.9	19.2	11.3	4.3	1.2
I am satisfied with the learning environment at my school.	<i>n</i>	533	1,104	285	260	53	4
	%	23.8	49.3	12.7	11.6	2.4	0.2
I am satisfied with the working conditions at my school.	<i>n</i>	611	1,116	250	197	62	4
	%	27.3	49.8	11.2	8.8	2.8	0.2
All students are accepted and feel like they belong at this school.	<i>n</i>	497	1,057	369	224	32	52
	%	22.3	47.4	16.5	10.0	1.4	2.3
My school provides adequate after-school activities/programs for students.	<i>n</i>	686	1,000	265	185	47	47
	%	30.8	44.8	11.9	8.3	2.1	2.1
This year I have discussed my students' recent test scores with guidance or other school staff.	<i>n</i>	947	1,035	146	90	10	7
	%	42.4	46.3	6.5	4.0	0.4	0.3
My students have sufficient access to computers and technology at school to do their schoolwork.	<i>n</i>	654	927	202	354	100	7
	%	29.1	41.3	9.0	15.8	4.5	0.3
I have taught my current students how to use technology (computers and Internet) to do their schoolwork.	<i>n</i>	779	990	236	201	23	10
	%	34.8	44.2	10.5	9.0	1.0	0.4
Students bring home either a book in print, on CD, or access it online for each of their courses that use a textbook.	<i>n</i>	1,043	691	209	162	47	81
	%	46.7	30.9	9.4	7.3	2.1	3.6
I have been given adequate training to use technology (computers and Internet) to teach my students.	<i>n</i>	913	1,015	158	130	19	3
	%	40.8	45.4	7.1	5.8	0.8	0.1
This school contacts parents when behavior problems occur at school.	<i>n</i>	965	1,037	129	77	15	15
	%	43.1	46.3	5.8	3.4	0.7	0.7
This year, school staff has helped my students to select high level courses that challenge their abilities.	<i>n</i>	573	877	476	132	28	152
	%	25.6	39.2	21.3	5.9	1.3	6.8
I have used information from the BEEP Web site to plan instructional activities for my students this year.	<i>n</i>	728	927	238	297	44	8
	%	32.5	41.3	10.6	13.2	2.0	0.4

(table continues)

Staff Responses (*continued*).

		Strongly Agree	Agree	Undecided/ Neutral	Disagree	Strongly Disagree	Don't Know
My colleagues share effective, innovative approaches with me to try in my classroom.	<i>n</i>	847	1,105	174	90	17	7
	%	37.8	49.3	7.8	4.0	0.8	0.3
My school has provided me with information about energy conservation.	<i>n</i>	662	931	297	264	56	29
	%	29.6	41.6	13.3	11.8	2.5	1.3
My school has an active recycling program.	<i>n</i>	856	831	208	192	81	69
	%	38.3	37.1	9.3	8.6	3.6	3.1
I have been trained on the Anti-Bullying policy this school year.	<i>n</i>	1,307	879	34	11	10	1
	%	58.3	39.2	1.5	0.5	0.4	0.0
I can effectively handle a bullying situation.	<i>n</i>	993	1,077	145	16	3	6
	%	44.3	48.1	6.5	0.7	0.1	0.3
Students at school bully one another.	<i>n</i>	290	1,021	507	291	69	57
	%	13.0	45.7	22.7	13.0	3.1	2.6
(High School Only) This year, school staff has helped students to plan for life after graduation.	<i>n</i>						
	%						

(*table continues*)

Staff Responses (*continued*).

I use the following technologies in my classroom to support learning.*	<i>n</i>	%
Internet searches	1,858	81.9
podcasts	243	10.7
digital textbooks or e-books	746	32.9
blogs and wikis	288	12.7
interactive whiteboards or slates	571	25.2
computer software (for example, word processor, spreadsheet, charts/graphs, data analysis, video production, presentations)	1,831	80.7
integrated learning systems (for example, CCC/SuccessMaker, Compass Odyssey, Destination Success/Riverdeep)	879	38.7
other technologies	512	22.6
none	68	3.0
did not answer	103	4.5

Which of the following technologies do you use outside the classroom to support instruction at school?*	<i>n</i>	%
Internet searches	1,964	86.6
podcasts	304	13.4
digital textbooks or e-books	769	33.9
blogs and wikis	440	19.4
computer software (for example, word processor, spreadsheet, charts/graphs, data analysis, video production, presentations)	1,782	78.5
other technologies	196	8.6
none	67	3.0
did not answer	114	5.0

* Multiple response variable. Staff could "Mark all that apply."

Parent Responses

		Strongly Agree	Agree	Undecided/ Neutral	Disagree	Strongly Disagree	Don't Know
My child's teacher(s) believe(s) that he/she can succeed.	<i>n</i>	2,638	1,973	278	69	21	246
	%	50.5	37.8	5.3	1.3	0.4	4.7
My child's school has adequate resources for the instruction of my child.	<i>n</i>	1,789	2,615	426	177	60	133
	%	34.4	50.3	8.2	3.4	1.2	2.6
My child's teacher(s) inform(s) me about my child's progress on a regular basis.	<i>n</i>	1,144	2,045	753	856	345	54
	%	22.0	39.3	14.5	16.5	6.6	1.0
My child's teacher(s) inform(s) him/her about his/her academic progress.	<i>n</i>	1,444	2,375	582	486	169	133
	%	27.8	45.8	11.2	9.4	3.3	2.6
My child's teacher(s) present(s) material in a way appropriate for my child.	<i>n</i>	1,474	2,817	508	156	69	177
	%	28.3	54.2	9.8	3.0	1.3	3.4
My child's teacher(s) treat(s) him/her with fairness.	<i>n</i>	1,618	2,575	548	224	89	135
	%	31.2	49.6	10.6	4.3	1.7	2.6
My child shows respect to his/her teacher(s).	<i>n</i>	2,935	1,911	218	57	16	55
	%	56.5	36.8	4.2	1.1	0.3	1.1
My child is safe at school.	<i>n</i>	1,587	2,475	731	178	92	123
	%	30.6	47.7	14.1	3.4	1.8	2.4
This year, school staff has helped my child to select high level courses that challenge his/her abilities.	<i>n</i>	1,365	1,985	925	447	155	308
	%	26.3	38.3	17.8	8.6	3.0	5.9
Rules are applied fairly to all students at my child's school.	<i>n</i>	1,399	2,302	742	299	135	318
	%	26.9	44.3	14.3	5.8	2.6	6.1
My child's school has enough books and equipment to effectively teach my child.	<i>n</i>	1,733	2,549	437	212	71	201
	%	33.3	49.0	8.4	4.1	1.4	3.9
I am proud of my child's school.	<i>n</i>	1,841	2,432	637	151	99	48
	%	35.3	46.7	12.2	2.9	1.9	0.9
My child's school is kept clean and in good condition.	<i>n</i>	1,781	2,564	431	202	65	154
	%	34.3	49.3	8.3	3.9	1.3	3.0
There is an adult at school I can talk to about my child's problems.	<i>n</i>	1,747	2,441	543	150	72	237
	%	33.7	47.0	10.5	2.9	1.4	4.6
My child's homework assignments are challenging.	<i>n</i>	1,410	2,506	631	414	127	92
	%	27.2	48.4	12.2	8.0	2.5	1.8
My child can meet with a guidance counselor when he/she needs assistance in school.	<i>n</i>	1,659	2,547	513	136	33	307
	%	31.9	49.0	9.9	2.6	0.6	5.9
I share responsibility with the school for my child's academic progress.	<i>n</i>	2,711	2,066	240	95	23	58
	%	52.2	39.8	4.6	1.8	0.4	1.1
The teachers respond quickly to my requests.	<i>n</i>	1,409	2,240	822	316	141	264
	%	27.1	43.1	15.8	6.1	2.7	5.1
The principal at my child's school responds to my concerns.	<i>n</i>	1,242	1,658	1,228	166	103	778
	%	24.0	32.0	23.7	3.2	2.0	15.0
I help school staff when academic or behavioral problems occur with my child.	<i>n</i>	2,074	1,962	606	167	59	306
	%	40.1	37.9	11.7	3.2	1.1	5.9
The principal does an effective job of running my child's school.	<i>n</i>	1,921	2,355	536	94	56	250
	%	36.9	45.2	10.3	1.8	1.1	4.8
Administrators are highly visible throughout my child's school.	<i>n</i>	1,740	2,321	562	118	28	420
	%	33.5	44.7	10.8	2.3	0.5	8.1
I am aware of the goals of my child's school.	<i>n</i>	1,559	2,546	546	207	70	219
	%	30.3	49.5	10.6	4.0	1.4	4.3

(table continues)

Parent Responses (*continued*).

		Strongly Agree	Agree	Undecided/ Neutral	Disagree	Strongly Disagree	Don't Know
Students bring drugs or alcohol to my child's school.	<i>n</i>	234	507	782	703	995	1,928
	%	4.5	9.8	15.2	13.7	19.3	37.4
Students carry weapons at my child's school.	<i>n</i>	147	310	716	811	1,184	1,951
	%	2.9	6.1	14.0	15.8	23.1	38.1
My child takes responsibility for learning.	<i>n</i>	2,622	2,179	195	115	41	21
	%	50.7	42.1	3.8	2.2	0.8	0.4
My input on school decisions is solicited and valued.	<i>n</i>	856	1,942	1,339	310	130	577
	%	16.6	37.7	26.0	6.0	2.5	11.2
I am satisfied with the learning environment at my child's school.	<i>n</i>	1,493	2,790	556	232	96	28
	%	28.7	53.7	10.7	4.5	1.8	0.5
My child is accepted and feels like he/she belongs at this school.	<i>n</i>	1,756	2,650	397	200	104	78
	%	33.9	51.1	7.7	3.9	2.0	1.5
My child's school provides adequate after-school activities/programs for students.	<i>n</i>	1,111	1,953	798	290	157	858
	%	21.5	37.8	15.4	5.6	3.0	16.6
My child's teacher(s) effectively use(s) a Web site to communicate assignments and classroom activities.	<i>n</i>	1,523	2,186	573	394	161	324
	%	29.5	42.4	11.1	7.6	3.1	6.3
This year I have discussed my child's recent test scores with a guidance counselor, teachers, or other school staff.	<i>n</i>	827	1,464	770	1,406	528	156
	%	16.1	28.4	14.9	27.3	10.3	3.0
My child has sufficient access to computers and technology at school to do his/her schoolwork.	<i>n</i>	1,581	2,517	464	249	87	295
	%	30.4	48.5	8.9	4.8	1.7	5.7
My child's current teachers have taught him/her how to use technology (computers and Internet) to do his/her schoolwork.	<i>n</i>	1,433	2,527	582	273	113	272
	%	27.6	48.6	11.2	5.3	2.2	5.2
My child brings home either a book in print, on CD, or accesses it online for each of his/her courses that use a textbook.	<i>n</i>	1,941	2,242	362	323	153	158
	%	37.5	43.3	7.0	6.2	3.0	3.1
My child's school contacts me when behavior problems occur at school.	<i>n</i>	1,717	2,029	650	156	82	520
	%	33.3	39.4	12.6	3.0	1.6	10.1
I have used the district's BEEP Web site, during this school year, to access Virtual Counselor or information about my child's education.	<i>n</i>	1,440	1,645	577	786	340	373
	%	27.9	31.9	11.2	15.2	6.6	7.2
My child's school informed me about the Anti-Bullying policy this school year (e.g., parent meetings, newsletters, other communications).	<i>n</i>	1,916	2,277	327	271	178	166
	%	37.3	44.3	6.4	5.3	3.5	3.2
Students at school bully my child.	<i>n</i>	242	491	489	1,560	1,917	360
	%	4.8	9.7	9.7	30.8	37.9	7.1

(table continues)

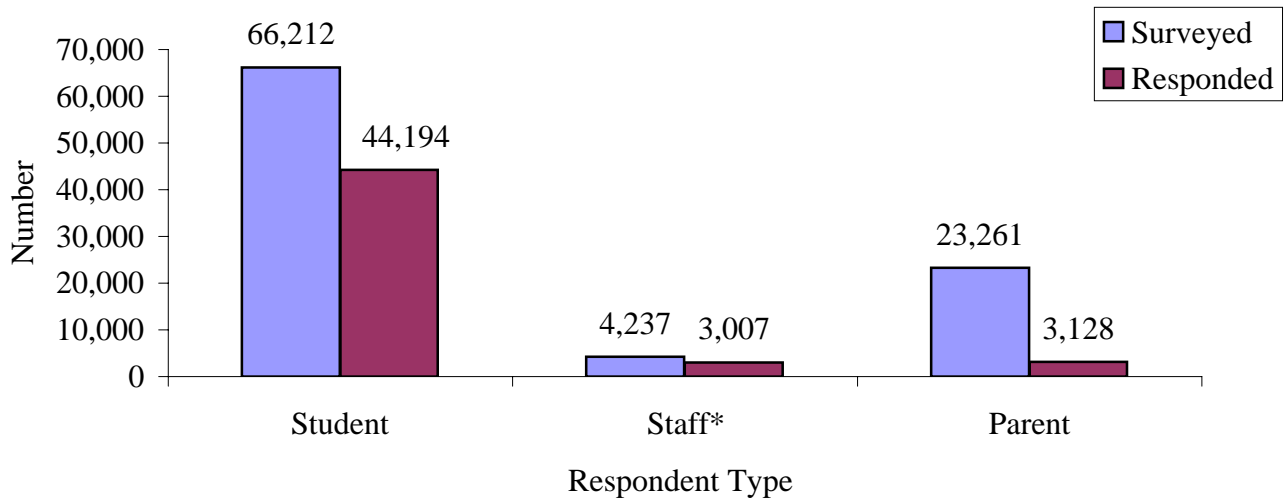
Parent Responses (*continued*).

		Strongly Agree	Agree	Undecided/ Neutral	Disagree	Strongly Disagree	Don't Know
After my child was bullied, I contacted school staff. (Responses from parents who Strongly Agree or Agree with "Students at school bully my child.")	<i>n</i>	255	258	48	106	23	8
	<i>%</i>	36.5	37.0	6.9	15.2	3.3	1.1
After I contacted school staff, the bullying behavior against my child stopped. (Responses from parents who Strongly Agree or Agree with "After my child was bullied, I contacted school staff.")	<i>n</i>	212	301	81	71	47	17
	<i>%</i>	29.1	41.3	11.1	9.7	6.4	2.3
(High School Only) This year, school staff has helped my child to plan for life after graduation.	<i>n</i>						
	<i>%</i>						

Improving Our Schools: 2008-09 Customer Survey
**The Fifteenth Annual Report of Student, Staff, and Parent
 Perspectives on Broward County Public Schools**

High Schools Summary Report

This document contains data from the Fifteenth Annual Customer Survey. The data are organized according to the three surveyed groups: students, staff, and parents. Findings presented herein are intended to assist school staff members in making decisions to improve school strategies. This year's data may be used in conjunction with data from previous years to monitor school progress. Prior year data are available at http://www.broward.k12.fl.us/research_evaluation/Reports.htm.



* The staff survey was administered to full-time, instructional, school-based employees.

Student Response Rate	Teacher Response Rate	Parent Response Rate
Online	Online	Paper
66.7%	71.0%	13.4%

School Grade Assigned by Students, Staff, and Parents							
	Student		Staff		Parent		
	<i>n</i>	%	<i>n</i>	%	<i>n</i>	%	
A	9,065	21.2	1,039	35.0	1,089	35.4	
B	15,101	35.2	1,119	37.7	1,196	38.9	
C	12,520	29.2	628	21.1	626	20.4	
D	3,873	9.0	153	5.1	117	3.8	
F	2,281	5.3	33	1.1	48	1.6	

Student Responses

		Strongly Agree	Agree	Undecided/ Neutral	Disagree	Strongly Disagree	Don't Know
	<i>n</i>	15,175	20,159	5,108	1,317	752	1,543
My teacher(s) believe I can succeed.	%	34.4	45.8	11.6	3.0	1.7	3.5
My school provides all of the resources I need for learning.	<i>n</i>	8,929	20,878	6,483	5,136	1,723	687
	%	20.4	47.6	14.8	11.7	3.9	1.6
My teacher(s) inform(s) my parents about my progress.	<i>n</i>	6,045	13,333	8,674	8,805	3,757	2,830
	%	13.9	30.7	20.0	20.3	8.6	6.5
My teacher(s) regularly tell(s) me how I am doing in school.	<i>n</i>	6,203	16,028	7,956	9,257	3,284	641
	%	14.3	37.0	18.3	21.3	7.6	1.5
My teacher(s) answer(s) my questions in a way that I can understand.	<i>n</i>	8,267	21,067	8,239	3,756	1,785	559
	%	18.9	48.2	18.9	8.6	4.1	1.3
My teacher(s) treat(s) me with fairness.	<i>n</i>	8,416	19,957	8,071	4,135	2,247	791
	%	19.3	45.8	18.5	9.5	5.2	1.8
I show respect to my teacher(s).	<i>n</i>	21,750	16,992	3,094	589	535	601
	%	49.9	39.0	7.1	1.4	1.2	1.4
I feel safe at my school.	<i>n</i>	7,901	17,141	9,369	4,214	3,585	1,294
	%	18.2	39.4	21.5	9.7	8.2	3.0
Rules are applied fairly to all students at my school.	<i>n</i>	7,315	15,036	8,010	7,114	4,507	1,461
	%	16.8	34.6	18.4	16.4	10.4	3.4
My school has enough books and equipment to help me learn.	<i>n</i>	7,669	16,379	10,565	4,089	3,670	1,306
	%	17.6	37.6	14.7	17.3	10.3	2.5
I am proud of my school.	<i>n</i>	8,555	15,277	10,565	4,089	3,670	1,306
	%	19.7	35.2	24.3	9.4	8.4	3.0
My school is kept clean and in good condition.	<i>n</i>	6,283	15,949	8,896	7,024	4,413	841
	%	14.5	36.7	20.5	16.2	10.2	1.9
There is an adult at school I can talk to about my personal problems.	<i>n</i>	9,560	15,296	6,913	4,294	3,421	3,981
	%	22.0	35.2	15.9	9.9	7.9	9.2
My homework assignments help to reinforce what I am learning at school.	<i>n</i>	9,919	21,597	6,176	2,829	1,920	904
	%	22.9	49.8	14.2	6.5	4.4	2.1
I can meet with a guidance counselor when I need assistance in school.	<i>n</i>	11,374	19,640	5,304	2,918	1,978	2,068
	%	26.3	45.4	12.3	6.7	4.6	4.8
When I have homework, someone at home makes sure I work and understand the assignments.	<i>n</i>	10,309	15,879	7,260	5,654	3,281	851
	%	23.8	36.7	16.8	13.1	7.6	2.0
The principal at my school helps me when I have concerns.	<i>n</i>	5,203	8,693	10,620	7,293	7,471	3,862
	%	12.1	20.1	24.6	16.9	17.3	9.0
My principal is effective at running my school.	<i>n</i>	9,905	14,965	8,594	2,855	3,113	3,608
	%	23.0	34.8	20.0	6.6	7.2	8.4
I see the school staff members around my school.	<i>n</i>	17,037	20,981	2,887	658	624	872
	%	39.6	48.7	6.7	1.5	1.4	2.0
I am aware of the purposes and goals of my school.	<i>n</i>	12,193	19,132	5,886	2,405	1,362	2,067
	%	28.3	44.4	13.7	5.6	3.2	4.8
Students bring drugs or alcohol to my school.	<i>n</i>	8,846	9,560	7,790	3,601	3,066	10,274
	%	20.5	22.2	18.1	8.3	7.1	23.8
Students carry weapons at my school.	<i>n</i>	4,829	6,299	9,076	5,189	4,350	13,333
	%	11.2	14.6	21.1	12.0	10.1	31.0

(table continues)

Student Responses (*continued*).

		Strongly Agree	Agree	Undecided/ Neutral	Disagree	Strongly Disagree	Don't Know
I am responsible for what I learn.	<i>n</i>	16,724	19,230	4,142	1,345	760	734
	%	39.0	44.8	9.6	3.1	1.8	1.7
I enjoy learning at my school.	<i>n</i>	8,247	17,354	9,835	3,956	2,817	838
	%	19.2	40.3	22.8	9.2	6.5	1.9
I am accepted and feel like I belong at this school.	<i>n</i>	10,065	18,533	7,942	2,648	2,312	1,543
	%	23.5	43.2	18.5	6.2	5.4	3.2
My school has after-school activities/programs for students.	<i>n</i>	19,754	17,784	2,589	650	618	1,543
	%	46.0	41.4	6.0	1.5	1.4	3.6
This year I have discussed my recent test scores with a guidance counselor, teachers, or other school staff.	<i>n</i>	9,341	15,268	5,597	7,687	3,962	1,217
	%	21.7	35.4	13.0	17.8	9.2	2.8
I have sufficient access to computers and technology at school to do my schoolwork.	<i>n</i>	12,347	19,624	5,194	3,086	1,711	1,033
	%	28.7	45.6	12.1	7.2	4.0	2.4
My current teachers have taught me how to use technology (computers and Internet) to do my schoolwork.	<i>n</i>	9,940	17,726	6,330	5,387	2,698	944
	%	23.1	41.2	14.7	12.5	6.3	2.2
I can take home either a book in print, on CD, or access it online for each of my courses that use a textbook.	<i>n</i>	12,019	17,970	4,904	3,408	2,129	2,538
	%	28.0	41.8	11.4	7.9	5.0	5.9
My school contacts my parents when I have behavior problems in school.	<i>n</i>	10,096	15,848	7,012	2,116	1,742	6,091
	%	23.5	36.9	16.3	4.9	4.1	14.2
This year, school staff has helped me to select high level courses that challenge my abilities.	<i>n</i>	9,600	16,176	7,424	4,875	3,210	1,524
	%	22.4	37.8	17.3	11.4	7.5	3.6
(High School Only) I have used the district's BEEP Web site, during this school year, to access study guides or to log into Virtual Counselor to review my school records.	<i>n</i>	9,311	12,444	5,069	6,174	5,865	3,972
	%	21.7	29.1	11.8	14.4	13.7	9.3
Students at school bully me.	<i>n</i>	1,319	1,861	4,418	10,908	22,388	1,535
	%	3.1	4.4	10.4	25.7	52.8	3.6
Teachers or another adult at school told our class about bullying this school year.	<i>n</i>	10,831	15,379	4,637	4,851	3,659	3,354
	%	25.4	36.0	10.9	11.4	8.6	7.9
I know how to report a bullying incident.	<i>n</i>	11,668	18,706	4,465	2,794	2,159	2,925
	%	27.3	43.8	10.5	6.5	5.1	6.8
(High School Only) This year, school staff has helped me to plan for life after graduation.	<i>n</i>	8,042	13,419	7,090	7,027	5,077	1,526
	%	19.1	31.8	16.8	16.7	12.0	3.6

(table continues)

Student Responses (*continued*).

I was bullied when a student/students did the following: (Responses from students who Strongly Agree or Agree that "Students at school bully me.")*

	<i>n</i>	<i>%</i>
Hit or threw something at me	1,290	40.6
Said things to me (called me names, insulted me, threatened me)	2,221	69.8
Spread rumors about me, told other students things that hurt my feelings, or excluded me from groups	1,677	52.7
Sent something to me electronically (for example, over the internet, in an e-mail, or through an instant message)*	797	25.1
did not answer	455	14.3

I was bullied when I was in the following school areas. (Responses from students who Strongly Agree or Agree that "Students at school bully me.")*

	<i>n</i>	<i>%</i>
On the bus	686	21.6
In the classroom	1,655	52.0
In the cafeteria	1,126	35.4
In a hallway	1,538	48.4
In a restroom	695	21.9
Other school areas	1,149	36.1
did not answer	662	20.8

After I was bullied, I did the following. (Responses from students who Strongly Agree or Agree that "Students at school bully me.")*

	<i>n</i>	<i>%</i>
Told an adult at school	1,107	34.8
Told my parents	802	25.2
Told my friends	1,046	32.9
Told someone else	474	14.9
Did not tell anyone	961	30.2
Made an anonymous report	0	0.0
did not answer	802	25.2

(*table continues*)

* Multiple response variable. Students could "Mark all that apply."

Student Responses (*continued*).

After I told an adult at school about being bullied, the bullying (Responses from students who told an adult at school about being bullied)

	<i>n</i>	%
stopped	357	32.2
got worse	263	23.8
stayed the same	441	39.8
did not answer	46	4.2

At my school, I have used the following technologies for learning.*

	<i>n</i>	%
Internet searches	38,473	87.1
podcasts	5,436	12.3
digital textbooks or e-books	16,570	37.5
blogs and wikis	9,267	21.0
interactive whiteboards or slates	16,753	37.9
computer software (for example, word processor, spreadsheet, charts/graphs, data analysis, video production, presentations)	31,092	70.4
integrated learning systems (for example, CCC/SuccessMaker, Compass Odyssey, Destination Success/Riverdeep)	7,963	18.0
other technologies	2,258	5.1
none	1,979	4.5
did not answer	2,058	4.7

At home, I have used the following technologies for learning.*

	<i>n</i>	%
Internet searches	37,991	86.0
podcasts	5,828	13.2
digital textbooks or e-books	15,738	35.6
blogs and wikis	12,931	29.3
computer software (for example, word processor, spreadsheet, charts/graphs, data analysis, video production, presentations)	28,730	65.0
other technologies	2,378	5.4
none	2,225	5.0
did not answer	2,614	5.9

* Multiple response variable. Students could "Mark all that apply."

Staff Responses

		Strongly Agree	Agree	Undecided/ Neutral	Disagree	Strongly Disagree	Don't Know
I believe all students can succeed.	<i>n</i>	1,687	1,064	121	108	17	4
	%	56.2	35.5	4.0	3.6	0.6	0.1
The school provides adequate resources for me to teach my students.	<i>n</i>	862	1,340	273	399	106	8
	%	28.8	44.8	9.1	13.4	3.5	0.3
I inform parents about their children's progress in school on a regular basis.	<i>n</i>	1,093	1,528	246	95	3	16
	%	36.7	51.3	8.3	3.2	0.1	0.5
I regularly assess students and inform them of their academic progress.	<i>n</i>	1,835	1,079	54	5	0	11
	%	61.5	36.2	1.8	0.2	0.0	0.4
I work with each student to explain material in a way that he/she can understand.	<i>n</i>	1,829	1,076	66	13	0	9
	%	61.1	36.0	2.2	0.4	0.0	0.3
I treat all my students with fairness.	<i>n</i>	2,338	627	25	3	0	4
	%	78.0	20.9	0.8	0.1	0.0	0.1
My students show me respect.	<i>n</i>	1,293	1,334	178	154	31	6
	%	43.2	44.5	5.9	5.1	1.0	0.2
The students are safe at school.	<i>n</i>	971	1,453	365	153	36	15
	%	32.4	48.5	12.2	5.1	1.2	0.5
I feel safe at my school.	<i>n</i>	1,161	1,395	254	135	38	4
	%	38.9	46.7	8.5	4.5	1.3	0.1
Rules are applied fairly to all students at my school.	<i>n</i>	839	1,072	428	478	147	21
	%	28.1	35.9	14.3	16.0	4.9	0.7
I have enough books and equipment to effectively teach my students.	<i>n</i>	825	1,108	293	537	198	21
	%	27.7	37.2	9.8	18.0	6.6	0.7
I am proud of my school.	<i>n</i>	1,413	1,166	253	103	44	5
	%	47.4	39.1	8.5	3.5	1.5	0.2
My school is kept clean and in good condition.	<i>n</i>	1,072	1,285	260	264	92	5
	%	36.0	43.1	8.7	8.9	3.1	0.2
There is an adult at school that students and parents can talk to about students' problems.	<i>n</i>	1,505	1,227	176	39	11	31
	%	50.4	41.1	5.9	1.3	0.4	1.0
I give challenging homework assignments.	<i>n</i>	1,050	1,342	414	92	12	50
	%	35.5	45.3	14.0	3.1	0.4	1.7
My students can meet with a guidance counselor when they need assistance in school.	<i>n</i>	1,335	1,272	207	107	28	30
	%	44.8	42.7	6.9	3.6	0.9	1.0
Parents or guardians share responsibility with the school for the students' academic progress.	<i>n</i>	833	898	455	541	228	29
	%	27.9	30.1	15.2	18.1	7.6	1.0
I respond quickly to parents' requests.	<i>n</i>	1,756	1,099	79	16	0	12
	%	59.3	37.1	2.7	0.5	0.0	0.4
The principal at my school responds to my concerns.	<i>n</i>	1,365	1,074	294	141	87	17
	%	45.8	36.1	9.9	4.7	2.9	0.6
I can rely on parents to help when achievement or behavior problems occur with their child.	<i>n</i>	433	1,164	669	530	160	24
	%	14.5	39.1	22.4	17.8	5.4	0.8
The principal does an effective job of running my school.	<i>n</i>	1,339	1,127	279	121	95	7
	%	45.1	38.0	9.4	4.1	3.2	0.2

(table continues)

Staff Responses (*continued*).

		Strongly Agree	Agree	Undecided/ Neutral	Disagree	Strongly Disagree	Don't Know
Administrators are highly visible throughout my school.	<i>n</i>	1,255	1,151	254	227	90	7
	%	42.1	38.6	8.5	7.6	3.0	0.2
I am aware of the purposes and goals of my school.	<i>n</i>	1,507	1,215	155	60	26	8
	%	50.7	40.9	5.2	2.0	0.9	0.3
Students bring drugs or alcohol to this school.	<i>n</i>	230	868	783	390	201	505
	%	7.7	29.2	26.3	13.1	6.8	17.0
Students carry weapons at this school.	<i>n</i>	118	424	877	574	356	613
	%	4.0	14.3	29.6	19.4	12.0	20.7
Students bear responsibility for what they learn.	<i>n</i>	610	1,139	479	565	156	14
	%	20.6	38.4	16.2	19.1	5.3	0.5
The training I have received through staff development activities has enabled me to become a better teacher.	<i>n</i>	850	1,358	419	225	110	9
	%	28.6	45.7	14.1	7.6	3.7	0.3
My input on school decisions is solicited and valued.	<i>n</i>	623	1,190	608	362	163	29
	%	20.9	40.0	20.4	12.2	5.5	1.0
I am satisfied with the learning environment at my school.	<i>n</i>	689	1,440	396	331	109	4
	%	23.2	48.5	13.3	11.1	3.7	0.1
I am satisfied with the working conditions at my school.	<i>n</i>	779	1,437	348	279	111	5
	%	26.3	48.6	11.8	9.4	3.8	0.2
All students are accepted and feel like they belong at this school.	<i>n</i>	639	1,323	555	320	53	78
	%	21.5	44.6	18.7	10.8	1.8	2.6
My school provides adequate after-school activities/programs for students.	<i>n</i>	1,095	1,343	296	111	45	74
	%	36.9	45.3	10.0	3.7	1.5	2.5
This year I have discussed my students' recent test scores with guidance or other school staff.	<i>n</i>	1,013	1,371	311	199	44	24
	%	34.2	46.3	10.5	6.7	1.5	0.8
My students have sufficient access to computers and technology at school to do their schoolwork.	<i>n</i>	998	1,219	240	367	128	23
	%	33.5	41.0	8.1	12.3	4.3	0.8
I have taught my current students how to use technology (computers and Internet) to do their schoolwork.	<i>n</i>	1,089	1,178	357	265	46	22
	%	36.8	39.8	12.1	9.0	1.6	0.7
Students bring home either a book in print, on CD, or access it online for each of their courses that use a textbook.	<i>n</i>	1,210	923	349	262	92	125
	%	40.9	31.2	11.8	8.8	3.1	4.2
I have been given adequate training to use technology (computers and Internet) to teach my students.	<i>n</i>	1,146	1,342	267	151	45	10
	%	38.7	45.3	9.0	5.1	1.5	0.3
This school contacts parents when behavior problems occur at school.	<i>n</i>	1,107	1,389	265	90	41	79
	%	37.3	46.8	8.9	3.0	1.4	2.7
This year, school staff has helped my students to select high level courses that challenge their abilities.	<i>n</i>	931	1,300	438	123	42	121
	%	31.5	44.0	14.8	4.2	1.4	4.1
I have used information from the BEEP Web site to plan instructional activities for my students this year.	<i>n</i>	751	1,134	434	442	160	39
	%	25.4	38.3	14.7	14.9	5.4	1.3

(table continues)

Staff Responses (*continued*).

		Strongly Agree	Agree	Undecided/ Neutral	Disagree	Strongly Disagree	Don't Know
My colleagues share effective, innovative approaches with me to try in my classroom.	<i>n</i>	972	1,489	287	141	59	22
	%	32.7	50.1	9.7	4.7	2.0	0.7
My school has provided me with information about energy conservation.	<i>n</i>	648	1,143	483	448	183	60
	%	21.9	38.5	16.3	15.1	6.2	2.0
My school has an active recycling program.	<i>n</i>	932	1,095	333	286	170	156
	%	31.4	36.8	11.2	9.6	5.7	5.2
I have been trained on the Anti-Bullying policy this school year.	<i>n</i>	1,715	1,118	87	36	11	7
	%	57.7	37.6	2.9	1.2	0.4	0.2
I can effectively handle a bullying situation.	<i>n</i>	1,265	1,439	206	36	7	21
	%	42.5	48.4	6.9	1.2	0.2	0.7
Students at school bully one another.	<i>n</i>	214	922	841	589	195	203
	%	7.2	31.1	28.4	19.9	6.6	6.8
(High School Only) This year, school staff has helped students to plan for life after graduation.	<i>n</i>	831	1,200	495	117	57	192
	%	28.7	41.5	17.1	4.0	2.0	6.6

(table continues)

Staff Responses (*continued*).

I use the following technologies in my classroom to support learning.*	<i>n</i>	%
Internet searches	2,569	85.4
podcasts	371	12.3
digital textbooks or e-books	1,118	37.2
blogs and wikis	453	15.1
interactive whiteboards or slates	679	22.6
computer software (for example, word processor, spreadsheet, charts/graphs, data analysis, video production, presentations)	2,460	81.8
integrated learning systems (for example, CCC/SuccessMaker, Compass Odyssey, Destination Success/Riverdeep)	499	16.6
other technologies	683	22.7
none	120	4.0
did not answer	37	1.2

Which of the following technologies do you use outside the classroom to support instruction at school?*	<i>n</i>	%
Internet searches	2,668	88.7
podcasts	491	16.3
digital textbooks or e-books	1,108	36.8
blogs and wikis	714	23.7
computer software (for example, word processor, spreadsheet, charts/graphs, data analysis, video production, presentations)	2,330	77.5
other technologies	306	10.2
none	90	3.0
did not answer	65	2.2

* Multiple response variable. Staff could "Mark all that apply."

Parent Responses

		Strongly Agree	Agree	Undecided/ Neutral	Disagree	Strongly Disagree	Don't Know
My child's teacher(s) believe(s) that he/she can succeed.	<i>n</i>	1,357	1,290	215	48	24	175
	%	43.6	41.5	6.9	1.5	0.8	5.6
My child's school has adequate resources for the instruction of my child.	<i>n</i>	925	1,483	331	193	73	93
	%	29.9	47.9	10.7	6.2	2.4	3.0
My child's teacher(s) inform(s) me about my child's progress on a regular basis.	<i>n</i>	503	1,036	556	669	295	37
	%	16.2	33.5	18.0	21.6	9.5	1.2
My child's teacher(s) inform(s) him/her about his/her academic progress.	<i>n</i>	719	1,418	392	321	126	106
	%	23.3	46.0	12.7	10.4	4.1	3.4
My child's teacher(s) present(s) material in a way appropriate for my child.	<i>n</i>	738	1,633	413	114	43	153
	%	23.9	52.8	13.3	3.7	1.4	4.9
My child's teacher(s) treat(s) him/her with fairness.	<i>n</i>	841	1,525	348	139	80	148
	%	27.3	49.5	11.3	4.5	2.6	4.8
My child shows respect to his/her teacher(s).	<i>n</i>	1,677	1,179	138	26	14	60
	%	54.2	38.1	4.5	0.8	0.5	1.9
My child is safe at school.	<i>n</i>	736	1,444	534	164	87	130
	%	23.8	46.7	17.3	5.3	2.8	4.2
This year, school staff has helped my child to select high level courses that challenge his/her abilities.	<i>n</i>	856	1,371	441	233	93	95
	%	27.7	44.4	14.3	7.5	3.0	3.1
Rules are applied fairly to all students at my child's school.	<i>n</i>	690	1,338	508	199	108	241
	%	22.4	43.4	16.5	6.5	3.5	7.8
My child's school has enough books and equipment to effectively teach my child.	<i>n</i>	759	1,356	398	313	150	114
	%	24.6	43.9	12.9	10.1	4.9	3.7
I am proud of my child's school.	<i>n</i>	951	1,391	500	146	76	30
	%	30.7	45.0	16.2	4.7	2.5	1.0
My child's school is kept clean and in good condition.	<i>n</i>	770	1,412	405	244	115	139
	%	25.0	45.8	13.1	7.9	3.7	4.5
There is an adult at school I can talk to about my child's problems.	<i>n</i>	894	1,478	380	120	50	169
	%	28.9	47.8	12.3	3.9	1.6	5.5
My child's homework assignments are challenging.	<i>n</i>	783	1,422	489	223	70	106
	%	25.3	46.0	15.8	7.2	2.3	3.4
My child can meet with a guidance counselor when he/she needs assistance in school.	<i>n</i>	984	1,543	272	127	81	85
	%	31.8	49.9	8.8	4.1	2.6	2.7
I share responsibility with the school for my child's academic progress.	<i>n</i>	1,327	1,391	213	89	26	38
	%	43.0	45.1	6.9	2.9	0.8	1.2
The teachers respond quickly to my requests.	<i>n</i>	607	1,226	691	252	103	206
	%	19.7	39.7	22.4	8.2	3.3	6.7
The principal at my child's school responds to my concerns.	<i>n</i>	583	913	891	128	96	462
	%	19.0	29.7	29.0	4.2	3.1	15.0
I help school staff when academic or behavioral problems occur with my child.	<i>n</i>	998	1,231	481	116	32	206
	%	32.6	40.2	15.7	3.8	1.0	6.7
The principal does an effective job of running my child's school.	<i>n</i>	939	1,364	435	100	68	182
	%	30.4	44.2	14.1	3.2	2.2	5.9
Administrators are highly visible throughout my child's school.	<i>n</i>	921	1,382	365	99	38	290
	%	29.8	44.7	11.8	3.2	1.2	9.4
I am aware of the goals of my child's school.	<i>n</i>	856	1,474	406	153	52	138
	%	27.8	47.9	13.2	5.0	1.7	4.5

(table continues)

Parent Responses (*continued*).

		Strongly Agree	Agree	Undecided/ Neutral	Disagree	Strongly Disagree	Don't Know
Students bring drugs or alcohol to my child's school.	<i>n</i>	339	552	589	288	301	987
	%	11.1	18.1	19.3	9.4	9.8	32.3
Students carry weapons at my child's school.	<i>n</i>	175	308	627	396	428	1,106
	%	5.8	10.1	20.6	13.0	14.1	36.4
My child takes responsibility for learning.	<i>n</i>	1,561	1,275	158	45	16	27
	%	50.6	41.4	5.1	1.5	0.5	0.9
My input on school decisions is solicited and valued.	<i>n</i>	501	1,100	877	203	86	319
	%	16.2	35.6	28.4	6.6	2.8	10.3
I am satisfied with the learning environment at my child's school.	<i>n</i>	758	1,590	433	201	75	35
	%	24.5	51.4	14.0	6.5	2.4	1.1
My child is accepted and feels like he/she belongs at this school.	<i>n</i>	944	1,611	297	96	75	65
	%	30.6	52.2	9.6	3.1	2.4	2.1
My child's school provides adequate after-school activities/programs for students.	<i>n</i>	939	1,336	374	147	65	220
	%	30.5	43.4	12.1	4.8	2.1	7.1
My child's teacher(s) effectively use(s) a Web site to communicate assignments and classroom activities.	<i>n</i>	794	1,297	453	219	93	224
	%	25.8	42.1	14.7	7.1	3.0	7.3
This year I have discussed my child's recent test scores with a guidance counselor, teachers, or other school staff.	<i>n</i>	468	836	483	873	327	86
	%	15.2	27.2	15.7	28.4	10.6	2.8
My child has sufficient access to computers and technology at school to do his/her schoolwork.	<i>n</i>	981	1,471	290	148	48	142
	%	31.9	47.8	9.4	4.8	1.6	4.6
My child's current teachers have taught him/her how to use technology (computers and Internet) to do his/her schoolwork.	<i>n</i>	774	1,371	422	222	84	211
	%	25.1	44.5	13.7	7.2	2.7	6.8
My child brings home either a book in print, on CD, or accesses it online for each of his/her courses that use a textbook.	<i>n</i>	1,012	1,438	246	188	103	93
	%	32.9	46.7	8.0	6.1	3.3	3.0
My child's school contacts me when behavior problems occur at school.	<i>n</i>	748	1,263	517	112	59	358
	%	24.5	41.3	16.9	3.7	1.9	11.7
I have used the district's BEEP Web site, during this school year, to access Virtual Counselor or information about my child's education.	<i>n</i>	854	1,028	329	498	212	147
	%	27.8	33.5	10.7	16.2	6.9	4.8
My child's school informed me about the Anti-Bullying policy this school year (e.g., parent meetings, newsletters, other communications).	<i>n</i>	821	1,261	322	319	186	149
	%	26.8	41.2	10.5	10.4	6.1	4.9
Students at school bully my child.	<i>n</i>	89	165	255	966	1,315	253
	%	2.9	5.4	8.4	31.7	43.2	8.3

(table continues)

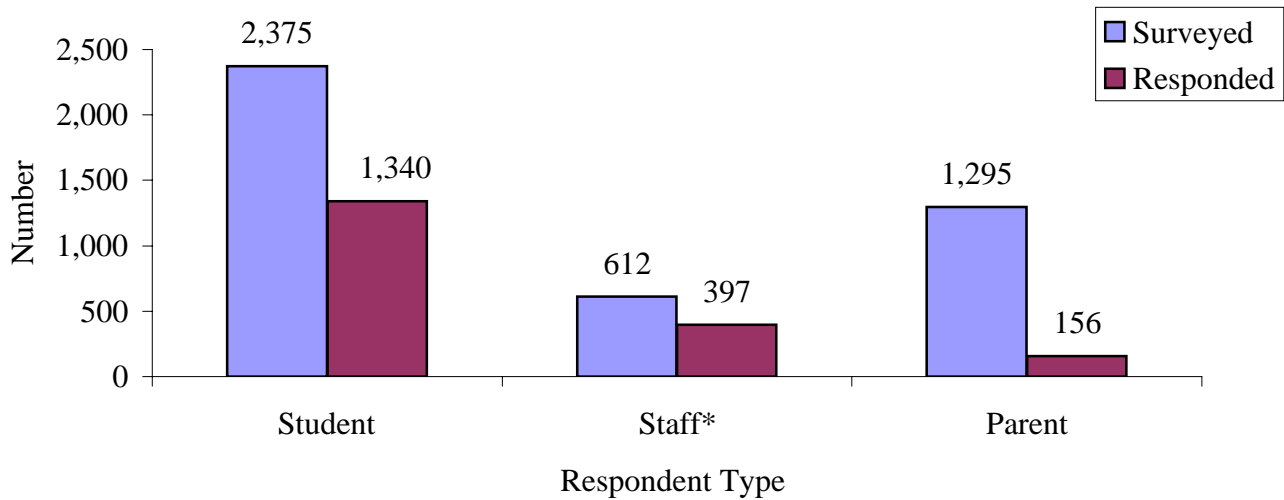
Parent Responses (*continued*).

		Strongly Agree	Agree	Undecided/ Neutral	Disagree	Strongly Disagree	Don't Know
After my child was bullied, I contacted school staff. (Responses from parents who Strongly Agree or Agree with "Students at school bully my child.")	<i>n</i>	80	95	21	31	7	7
	<i>%</i>	33.2	39.4	8.7	12.9	2.9	2.9
After I contacted school staff, the bullying behavior against my child stopped. (Responses from parents who Strongly Agree or Agree with "After my child was bullied, I contacted school staff.")	<i>n</i>	83	148	36	25	13	8
	<i>%</i>	26.5	47.3	11.5	8.0	4.2	2.6
(High School Only) This year, school staff has helped my child to plan for life after graduation.	<i>n</i>	651	1,003	491	341	223	241
	<i>%</i>	22.1	34.0	16.6	11.6	7.6	8.2

Improving Our Schools: 2008-09 Customer Survey
**The Fifteenth Annual Report of Student, Staff, and Parent
 Perspectives on Broward County Public Schools**

Centers Summary Report

This document contains data from the Fifteenth Annual Customer Survey. The data are organized according to the three surveyed groups: students, staff, and parents. Findings presented herein are intended to assist school staff members in making decisions to improve school strategies. This year's data may be used in conjunction with data from previous years to monitor school progress. Prior year data are available at http://www.broward.k12.fl.us/research_evaluation/Reports.htm.



* The staff survey was administered to full-time, instructional, school-based employees.

Student Response Rate	Teacher Response Rate	Parent Response Rate
Online	Online	Paper
56.4%	64.9%	12.0%

School Grade Assigned by Students, Staff, and Parents						
	Student		Staff		Parent	
	<i>n</i>	%	<i>n</i>	%	<i>n</i>	%
A	299	23.6	168	43.8	67	46.2
B	331	26.2	132	34.4	41	28.3
C	334	26.4	60	15.6	25	17.2
D	149	11.8	20	5.2	8	5.5
F	152	12.0	4	1.0	4	2.8

Student Responses

		Strongly Agree	Agree	Undecided/ Neutral	Disagree	Strongly Disagree	Don't Know
	<i>n</i>	609	481	87	43	35	75
My teacher(s) believe I can succeed.	%	45.8	36.2	6.5	3.2	2.6	5.6
My school provides all of the resources I need for learning.	<i>n</i>	399	511	177	138	54	50
	%	30.0	38.4	13.3	10.4	4.1	3.8
My teacher(s) inform(s) my parents about my progress.	<i>n</i>	369	454	179	128	60	117
	%	28.2	34.7	13.7	9.8	4.6	9.0
My teacher(s) regularly tell(s) me how I am doing in school.	<i>n</i>	402	533	157	115	56	54
	%	30.5	40.5	11.9	8.7	4.3	4.1
My teacher(s) answer(s) my questions in a way that I can understand.	<i>n</i>	451	519	159	91	58	37
	%	34.3	39.5	12.1	6.9	4.4	2.8
My teacher(s) treat(s) me with fairness.	<i>n</i>	341	501	205	121	88	64
	%	25.8	38.0	15.5	9.2	6.7	4.8
I show respect to my teacher(s).	<i>n</i>	599	466	129	50	31	36
	%	45.7	35.5	9.8	3.8	2.4	2.7
I feel safe at my school.	<i>n</i>	306	419	231	130	150	80
	%	23.3	31.8	17.6	9.9	11.4	6.1
Rules are applied fairly to all students at my school.	<i>n</i>	331	440	163	150	124	101
	%	25.3	33.6	12.5	11.5	9.5	7.7
My school has enough books and equipment to help me learn.	<i>n</i>	340	474	285	168	212	74
	%	25.8	36.0	11.4	12.5	8.6	5.6
I am proud of my school.	<i>n</i>	226	355	285	168	212	74
	%	17.1	26.9	21.6	12.7	16.1	5.6
My school is kept clean and in good condition.	<i>n</i>	275	483	224	134	131	67
	%	20.9	36.8	17.0	10.2	10.0	5.1
There is an adult at school I can talk to about my personal problems.	<i>n</i>	413	405	168	114	110	106
	%	31.4	30.8	12.8	8.7	8.4	8.1
My homework assignments help to reinforce what I am learning at school.	<i>n</i>	280	451	229	118	125	109
	%	21.3	34.4	17.5	9.0	9.5	8.3
I can meet with a guidance counselor when I need assistance in school.	<i>n</i>	460	507	129	76	68	69
	%	35.1	38.7	9.9	5.8	5.2	5.3
When I have homework, someone at home makes sure I work and understand the assignments.	<i>n</i>	417	427	172	116	97	86
	%	31.7	32.5	13.1	8.8	7.4	6.5
The principal at my school helps me when I have concerns.	<i>n</i>	241	333	247	171	165	151
	%	18.4	25.5	18.9	13.1	12.6	11.5
My principal is effective at running my school.	<i>n</i>	324	401	207	96	105	168
	%	24.9	30.8	15.9	7.4	8.1	12.9
I see the school staff members around my school.	<i>n</i>	500	547	111	38	28	74
	%	38.5	42.1	8.6	2.9	2.2	5.7
I am aware of the purposes and goals of my school.	<i>n</i>	405	534	155	56	42	109
	%	31.1	41.0	11.9	4.3	3.2	8.4
Students bring drugs or alcohol to my school.	<i>n</i>	182	157	192	154	202	406
	%	14.1	12.1	14.8	11.9	15.6	31.4
Students carry weapons at my school.	<i>n</i>	123	139	188	159	222	462
	%	9.5	10.8	14.5	12.3	17.2	35.7

(table continues)

Student Responses (*continued*).

		Strongly Agree	Agree	Undecided/ Neutral	Disagree	Strongly Disagree	Don't Know
I am responsible for what I learn.	<i>n</i>	558	490	113	48	45	42
	%	43.1	37.8	8.7	3.7	3.5	3.2
I enjoy learning at my school.	<i>n</i>	385	445	195	107	113	51
	%	29.7	34.3	15.0	8.3	8.7	3.9
I am accepted and feel like I belong at this school.	<i>n</i>	275	384	217	138	191	267
	%	21.3	29.7	16.8	10.7	14.8	6.8
My school has after-school activities/programs for students.	<i>n</i>	126	188	170	216	333	267
	%	9.7	14.5	13.1	16.6	25.6	20.5
This year I have discussed my recent test scores with a guidance counselor, teachers, or other school staff.	<i>n</i>	227	385	195	196	156	130
	%	17.6	29.9	15.1	15.2	12.1	10.1
I have sufficient access to computers and technology at school to do my schoolwork.	<i>n</i>	400	468	157	96	89	81
	%	31.0	36.3	12.2	7.4	6.9	6.3
My current teachers have taught me how to use technology (computers and Internet) to do my schoolwork.	<i>n</i>	342	493	158	133	107	63
	%	26.4	38.0	12.2	10.3	8.3	4.9
I can take home either a book in print, on CD, or access it online for each of my courses that use a textbook.	<i>n</i>	198	311	196	204	223	168
	%	15.2	23.9	15.1	15.7	17.2	12.9
My school contacts my parents when I have behavior problems in school.	<i>n</i>	433	461	148	52	65	133
	%	33.5	35.7	11.5	4.0	5.0	10.3
This year, school staff has helped me to select high level courses that challenge my abilities.	<i>n</i>	254	362	234	149	143	144
	%	19.8	28.1	18.2	11.6	11.1	11.2
(High School Only) I have used the district's BEEP Web site, during this school year, to access study guides or to log into Virtual Counselor to review my school records.	<i>n</i>	180	235	110	100	71	107
	%	22.4	29.3	13.7	12.5	8.8	13.3
Students at school bully me.	<i>n</i>	90	113	123	244	594	93
	%	7.2	9.0	9.8	19.4	47.3	7.4
Teachers or another adult at school told our class about bullying this school year.	<i>n</i>	380	390	132	101	101	171
	%	29.8	30.6	10.4	7.9	7.9	13.4
I know how to report a bullying incident.	<i>n</i>	397	414	156	60	80	170
	%	31.1	32.4	12.2	4.7	6.3	13.3
(High School Only) This year, school staff has helped me to plan for life after graduation.	<i>n</i>	189	232	115	92	78	86
	%	23.9	29.3	14.5	11.6	9.8	10.9

(table continues)

Student Responses (*continued*).

I was bullied when a student/students did the following: (Responses from students who Strongly Agree or Agree that "Students at school bully me.")*

	<i>n</i>	%
Hit or threw something at me	80	39.4
Said things to me (called me names, insulted me, threatened me)	126	62.1
Spread rumors about me, told other students things that hurt my feelings, or excluded me from groups	84	41.4
Sent something to me electronically (for example, over the internet, in an e-mail, or through an instant message)	28	13.8
did not answer	27	13.3

I was bullied when I was in the following school areas. (Responses from students who Strongly Agree or Agree that "Students at school bully me.")*

	<i>n</i>	%
On the bus	66	32.5
In the classroom	96	47.3
In the cafeteria	66	32.5
In a hallway	76	37.4
In a restroom	30	14.8
Other school areas	76	37.4
did not answer	30	14.8

After I was bullied, I did the following. (Responses from students who Strongly Agree or Agree that "Students at school bully me.")*

	<i>n</i>	%
Told an adult at school	97	47.8
Told my parents	69	34.0
Told my friends	60	29.6
Told someone else	40	19.7
Did not tell anyone	49	24.1
Made an anonymous report	0	0.0
did not answer	36	17.7

(*table continues*)

* Multiple response variable. Students could "Mark all that apply."

Student Responses (*continued*).

After I told an adult at school about being bullied, the bullying (Responses from students who told an adult at school about being bullied)	<i>n</i>	%
stopped	43	44.3
got worse	27	27.8
stayed the same	27	27.8
did not answer	0	0.0

At my school, I have used the following technologies for learning.*	<i>n</i>	%
Internet searches	1,025	76.5
podcasts	229	17.1
digital textbooks or e-books	382	28.5
blogs and wikis	219	16.3
interactive whiteboards or slates	346	25.8
computer software (for example, word processor, spreadsheet, charts/graphs, data analysis, video production, presentations)	707	52.8
integrated learning systems (for example, CCC/SuccessMaker, Compass Odyssey, Destination Success/Riverdeep)	387	28.9
other technologies	104	7.8
none	137	10.2
did not answer	117	8.7

At home, I have used the following technologies for learning.*	<i>n</i>	%
Internet searches	875	65.3
podcasts	158	11.8
digital textbooks or e-books	291	21.7
blogs and wikis	196	14.6
computer software (for example, word processor, spreadsheet, charts/graphs, data analysis, video production, presentations)	522	39.0
other technologies	104	7.8
none	202	15.1
did not answer	168	12.5

* Multiple response variable. Students could "Mark all that apply."

Staff Responses

		Strongly Agree	Agree	Undecided/ Neutral	Disagree	Strongly Disagree	Don't Know
I believe all students can succeed.	<i>n</i>	270	110	5	10	0	2
	%	68.0	27.7	1.3	2.5	0.0	0.5
The school provides adequate resources for me to teach my students.	<i>n</i>	167	152	28	32	13	0
	%	42.6	38.8	7.1	8.2	3.3	0.0
I inform parents about their children's progress in school on a regular basis.	<i>n</i>	166	137	61	10	2	11
	%	42.9	35.4	15.8	2.6	0.5	2.8
I regularly assess students and inform them of their academic progress.	<i>n</i>	242	126	16	5	0	2
	%	61.9	32.2	4.1	1.3	0.0	0.5
I work with each student to explain material in a way that he/she can understand.	<i>n</i>	301	80	8	2	0	1
	%	76.8	20.4	2.0	0.5	0.0	0.3
I treat all my students with fairness.	<i>n</i>	339	53	4	0	0	0
	%	85.6	13.4	1.0	0.0	0.0	0.0
My students show me respect.	<i>n</i>	180	166	29	17	4	0
	%	45.5	41.9	7.3	4.3	1.0	0.0
The students are safe at school.	<i>n</i>	190	138	36	22	5	3
	%	48.2	35.0	9.1	5.6	1.3	0.8
I feel safe at my school.	<i>n</i>	186	141	37	19	9	2
	%	47.2	35.8	9.4	4.8	2.3	0.5
Rules are applied fairly to all students at my school.	<i>n</i>	176	127	34	40	17	0
	%	44.7	32.2	8.6	10.2	4.3	0.0
I have enough books and equipment to effectively teach my students.	<i>n</i>	150	131	42	48	17	2
	%	38.5	33.6	10.8	12.3	4.4	0.5
I am proud of my school.	<i>n</i>	226	122	29	13	4	0
	%	57.4	31.0	7.4	3.3	1.0	0.0
My school is kept clean and in good condition.	<i>n</i>	209	145	18	16	4	1
	%	53.2	36.9	4.6	4.1	1.0	0.3
There is an adult at school that students and parents can talk to about students' problems.	<i>n</i>	262	107	17	1	1	3
	%	67.0	27.4	4.3	0.3	0.3	0.8
I give challenging homework assignments.	<i>n</i>	101	105	125	21	9	22
	%	26.4	27.4	32.6	5.5	2.3	5.7
My students can meet with a guidance counselor when they need assistance in school.	<i>n</i>	234	114	24	11	3	5
	%	59.8	29.2	6.1	2.8	0.8	1.3
Parents or guardians share responsibility with the school for the students' academic progress.	<i>n</i>	106	90	79	63	30	17
	%	27.5	23.4	20.5	16.4	7.8	4.4
I respond quickly to parents' requests.	<i>n</i>	231	101	36	1	1	11
	%	60.6	26.5	9.4	0.3	0.3	2.9
The principal at my school responds to my concerns.	<i>n</i>	223	113	27	16	9	4
	%	56.9	28.8	6.9	4.1	2.3	1.0
I can rely on parents to help when achievement or behavior problems occur with their child.	<i>n</i>	67	99	103	73	30	14
	%	17.4	25.6	26.7	18.9	7.8	3.6
The principal does an effective job of running my school.	<i>n</i>	223	109	32	11	16	2
	%	56.7	27.7	8.1	2.8	4.1	0.5

(table continues)

Staff Responses (*continued*).

		Strongly Agree	Agree	Undecided/ Neutral	Disagree	Strongly Disagree	Don't Know
Administrators are highly visible throughout my school.	<i>n</i>	221	125	23	11	12	0
	%	56.4	31.9	5.9	2.8	3.1	0.0
I am aware of the purposes and goals of my school.	<i>n</i>	263	97	19	9	5	0
	%	66.9	24.7	4.8	2.3	1.3	0.0
Students bring drugs or alcohol to this school.	<i>n</i>	19	78	61	77	97	55
	%	4.9	20.2	15.8	19.9	25.1	14.2
Students carry weapons at this school.	<i>n</i>	12	53	67	86	103	64
	%	3.1	13.8	17.4	22.3	26.8	16.6
Students bear responsibility for what they learn.	<i>n</i>	100	154	60	48	21	1
	%	26.0	40.1	15.6	12.5	5.5	0.3
The training I have received through staff development activities has enabled me to become a better teacher.	<i>n</i>	198	142	28	19	5	0
	%	50.5	36.2	7.1	4.8	1.3	0.0
My input on school decisions is solicited and valued.	<i>n</i>	141	133	58	39	19	2
	%	36.0	33.9	14.8	9.9	4.8	0.5
I am satisfied with the learning environment at my school.	<i>n</i>	138	174	43	31	8	0
	%	35.0	44.2	10.9	7.9	2.0	0.0
I am satisfied with the working conditions at my school.	<i>n</i>	147	170	34	31	10	0
	%	37.5	43.4	8.7	7.9	2.6	0.0
All students are accepted and feel like they belong at this school.	<i>n</i>	163	165	37	24	2	2
	%	41.5	42.0	9.4	6.1	0.5	0.5
My school provides adequate after-school activities/programs for students.	<i>n</i>	65	49	102	64	58	42
	%	17.1	12.9	26.8	16.8	15.3	11.1
This year I have discussed my students' recent test scores with guidance or other school staff.	<i>n</i>	132	153	56	26	8	8
	%	34.5	39.9	14.6	6.8	2.1	2.1
My students have sufficient access to computers and technology at school to do their schoolwork.	<i>n</i>	207	132	22	22	6	2
	%	52.9	33.8	5.6	5.6	1.5	0.5
I have taught my current students how to use technology (computers and Internet) to do their schoolwork.	<i>n</i>	180	134	54	8	6	6
	%	46.4	34.5	13.9	2.1	1.5	1.5
Students bring home either a book in print, on CD, or access it online for each of their courses that use a textbook.	<i>n</i>	83	69	106	66	32	27
	%	21.7	18.0	27.7	17.2	8.4	7.0
I have been given adequate training to use technology (computers and Internet) to teach my students.	<i>n</i>	190	146	30	17	4	2
	%	48.8	37.5	7.7	4.4	1.0	0.5
This school contacts parents when behavior problems occur at school.	<i>n</i>	193	128	38	5	4	18
	%	50.0	33.2	9.8	1.3	1.0	4.7
This year, school staff has helped my students to select high level courses that challenge their abilities.	<i>n</i>	99	126	95	20	7	34
	%	26.0	33.1	24.9	5.2	1.8	8.9
I have used information from the BEEP Web site to plan instructional activities for my students this year.	<i>n</i>	115	130	71	44	16	11
	%	29.7	33.6	18.3	11.4	4.1	2.8

(table continues)

Staff Responses (*continued*).

		Strongly Agree	Agree	Undecided/ Neutral	Disagree	Strongly Disagree	Don't Know
My colleagues share effective, innovative approaches with me to try in my classroom.	<i>n</i>	166	171	38	7	2	5
	%	42.7	44.0	9.8	1.8	0.5	1.3
My school has provided me with information about energy conservation.	<i>n</i>	148	162	36	31	10	4
	%	37.9	41.4	9.2	7.9	2.6	1.0
My school has an active recycling program.	<i>n</i>	132	100	54	44	22	35
	%	34.1	25.8	14.0	11.4	5.7	9.0
I have been trained on the Anti-Bullying policy this school year.	<i>n</i>	261	116	8	2	3	0
	%	66.9	29.7	2.1	0.5	0.8	0.0
I can effectively handle a bullying situation.	<i>n</i>	192	168	24	6	0	3
	%	48.9	42.7	6.1	1.5	0.0	0.8
Students at school bully one another.	<i>n</i>	37	106	70	80	70	25
	%	9.5	27.3	18.0	20.6	18.0	6.4
(High School Only) This year, school staff has helped students to plan for life after graduation.	<i>n</i>	107	94	33	7	6	19
	%	40.2	35.3	12.4	2.6	2.3	7.1

(table continues)

Staff Responses (*continued*).

I use the following technologies in my classroom to support learning.*	<i>n</i>	%
Internet searches	345	86.9
podcasts	62	15.6
digital textbooks or e-books	140	35.3
blogs and wikis	55	13.9
interactive whiteboards or slates	135	34.0
computer software (for example, word processor, spreadsheet, charts/graphs, data analysis, video production, presentations)	312	78.6
integrated learning systems (for example, CCC/SuccessMaker, Compass Odyssey, Destination Success/Riverdeep)	164	41.3
other technologies	103	25.9
none	13	3.3
did not answer	13	3.3

Which of the following technologies do you use outside the classroom to support instruction at school?*	<i>n</i>	%
Internet searches	358	90.2
podcasts	59	14.9
digital textbooks or e-books	103	25.9
blogs and wikis	73	18.4
computer software (for example, word processor, spreadsheet, charts/graphs, data analysis, video production, presentations)	303	76.3
other technologies	50	12.6
none	10	2.5
did not answer	10	2.5

* Multiple response variable. Staff could "Mark all that apply."

Parent Responses

		Strongly Agree	Agree	Undecided/ Neutral	Disagree	Strongly Disagree	Don't Know
My child's teacher(s) believe(s) that he/she can succeed.	<i>n</i>	87	44	9	2	3	8
	%	56.9	28.8	5.9	1.3	2.0	5.2
My child's school has adequate resources for the instruction of my child.	<i>n</i>	64	67	10	5	2	7
	%	41.3	43.2	6.5	3.2	1.3	4.5
My child's teacher(s) inform(s) me about my child's progress on a regular basis.	<i>n</i>	70	52	8	16	6	1
	%	45.8	34.0	5.2	10.5	3.9	0.7
My child's teacher(s) inform(s) him/her about his/her academic progress.	<i>n</i>	56	62	9	13	2	8
	%	37.3	41.3	6.0	8.7	1.3	5.3
My child's teacher(s) present(s) material in a way appropriate for my child.	<i>n</i>	61	65	12	4	1	11
	%	39.6	42.2	7.8	2.6	0.6	7.1
My child's teacher(s) treat(s) him/her with fairness.	<i>n</i>	67	52	15	4	3	11
	%	44.1	34.2	9.9	2.6	2.0	7.2
My child shows respect to his/her teacher(s).	<i>n</i>	61	65	15	2	2	8
	%	39.9	42.5	9.8	1.3	1.3	5.2
My child is safe at school.	<i>n</i>	66	55	12	4	6	7
	%	44.0	36.7	8.0	2.7	4.0	4.7
This year, school staff has helped my child to select high level courses that challenge his/her abilities.	<i>n</i>	32	59	27	11	4	17
	%	21.3	39.3	18.0	7.3	2.7	11.3
Rules are applied fairly to all students at my child's school.	<i>n</i>	56	58	14	7	4	14
	%	36.6	37.9	9.2	4.6	2.6	9.2
My child's school has enough books and equipment to effectively teach my child.	<i>n</i>	44	68	17	4	3	14
	%	29.3	45.3	11.3	2.7	2.0	9.3
I am proud of my child's school.	<i>n</i>	65	55	17	7	4	5
	%	42.5	35.9	11.1	4.6	2.6	3.3
My child's school is kept clean and in good condition.	<i>n</i>	65	66	9	1	4	7
	%	42.8	43.4	5.9	0.7	2.6	4.6
There is an adult at school I can talk to about my child's problems.	<i>n</i>	81	45	7	3	2	13
	%	53.6	29.8	4.6	2.0	1.3	8.6
My child's homework assignments are challenging.	<i>n</i>	18	39	47	14	8	20
	%	12.3	26.7	32.2	9.6	5.5	13.7
My child can meet with a guidance counselor when he/she needs assistance in school.	<i>n</i>	53	61	18	6	3	9
	%	35.3	40.7	12.0	4.0	2.0	6.0
I share responsibility with the school for my child's academic progress.	<i>n</i>	65	63	9	8	2	4
	%	43.0	41.7	6.0	5.3	1.3	2.6
The teachers respond quickly to my requests.	<i>n</i>	55	59	18	9	3	9
	%	35.9	38.6	11.8	5.9	2.0	5.9
The principal at my child's school responds to my concerns.	<i>n</i>	49	52	28	4	5	14
	%	32.2	34.2	18.4	2.6	3.3	9.2
I help school staff when academic or behavioral problems occur with my child.	<i>n</i>	62	59	13	9	3	5
	%	41.1	39.1	8.6	6.0	2.0	3.3
The principal does an effective job of running my child's school.	<i>n</i>	56	59	15	7	5	12
	%	36.4	38.3	9.7	4.5	3.2	7.8
Administrators are highly visible throughout my child's school.	<i>n</i>	60	58	18	5	2	8
	%	39.7	38.4	11.9	3.3	1.3	5.3
I am aware of the goals of my child's school.	<i>n</i>	60	57	13	6	5	8
	%	40.3	38.3	8.7	4.0	3.4	5.4

(table continues)

Parent Responses (*continued*).

		Strongly Agree	Agree	Undecided/ Neutral	Disagree	Strongly Disagree	Don't Know
Students bring drugs or alcohol to my child's school.	<i>n</i>	9	10	10	16	59	46
	%	6.0	6.7	6.7	10.7	39.3	30.7
Students carry weapons at my child's school.	<i>n</i>	5	8	11	16	63	46
	%	3.4	5.4	7.4	10.7	42.3	30.9
My child takes responsibility for learning.	<i>n</i>	47	65	19	8	2	4
	%	32.4	44.8	13.1	5.5	1.4	2.8
My input on school decisions is solicited and valued.	<i>n</i>	33	58	33	10	2	12
	%	22.3	39.2	22.3	6.8	1.4	8.1
I am satisfied with the learning environment at my child's school.	<i>n</i>	60	63	18	7	5	2
	%	38.7	40.6	11.6	4.5	3.2	1.3
My child is accepted and feels like he/she belongs at this school.	<i>n</i>	58	58	13	8	7	10
	%	37.7	37.7	8.4	5.2	4.5	6.5
My child's school provides adequate after-school activities/programs for students.	<i>n</i>	34	20	27	21	18	30
	%	22.7	13.3	18.0	14.0	12.0	20.0
My child's teacher(s) effectively use(s) a Web site to communicate assignments and classroom activities.	<i>n</i>	26	27	29	15	14	37
	%	17.6	18.2	19.6	10.1	9.5	25.0
This year I have discussed my child's recent test scores with a guidance counselor, teachers, or other school staff.	<i>n</i>	30	43	27	28	8	11
	%	20.4	29.3	18.4	19.0	5.4	7.5
My child has sufficient access to computers and technology at school to do his/her schoolwork.	<i>n</i>	48	49	17	6	6	21
	%	32.7	33.3	11.6	4.1	4.1	14.3
My child's current teachers have taught him/her how to use technology (computers and Internet) to do his/her schoolwork.	<i>n</i>	41	48	20	18	5	17
	%	27.5	32.2	13.4	12.1	3.4	11.4
My child brings home either a book in print, on CD, or accesses it online for each of his/her courses that use a textbook.	<i>n</i>	15	24	34	29	19	21
	%	10.6	16.9	23.9	20.4	13.4	14.8
My child's school contacts me when behavior problems occur at school.	<i>n</i>	64	55	12	10	6	5
	%	42.1	36.2	7.9	6.6	3.9	3.3
I have used the district's BEEP Web site, during this school year, to access Virtual Counselor or information about my child's education.	<i>n</i>	23	29	24	37	17	19
	%	15.4	19.5	16.1	24.8	11.4	12.8
My child's school informed me about the Anti-Bullying policy this school year (e.g., parent meetings, newsletters, other communications).	<i>n</i>	46	59	16	11	8	13
	%	30.1	38.6	10.5	7.2	5.2	8.5
Students at school bully my child.	<i>n</i>	6	11	17	27	62	27
	%	4.0	7.3	11.3	18.0	41.3	18.0

(table continues)

Parent Responses (*continued*).

		Strongly Agree	Agree	Undecided/ Neutral	Disagree	Strongly Disagree	Don't Know
After my child was bullied, I contacted school staff. (Responses from parents who Strongly Agree or Agree with "Students at school bully my child.")	<i>n</i>	4	8	0	4	0	0
	<i>%</i>	25.0	50.0	0.0	25.0	0.0	0.0
After I contacted school staff, the bullying behavior against my child stopped. (Responses from parents who Strongly Agree or Agree with "After my child was bullied, I contacted school staff.")	<i>n</i>	7	8	1	4	3	0
	<i>%</i>	30.4	34.8	4.3	17.4	13.0	0.0
(High School Only) This year, school staff has helped my child to plan for life after graduation.	<i>n</i>	19	31	10	6	6	12
	<i>%</i>	22.6	36.9	11.9	7.1	7.1	14.3