

Redistricting Committee Members, Staff, and Community Guests	1/4/2012 kickoff #1 North Area Office 2:00 pm	1/11/2012 kickoff #2 North Area Office 6:00 pm	2/9/2012 kickoff #3 KCW Bldg 6:00 pm	2/22/2012 Public Orientation #1 KCW Bldg. 6:00 pm	3/29/2012 Public Orientation #2 KCW Bldg. 6:00 pm	4/19/2012 District 1 McArthur HS 6:00 pm	5/9/2012 District 2 Pembroke Pines Senior Center 6:00 pm	5/17/2012 District 3 City of Ft. Lauderdale Comm. Chambers 6:00 pm	5/22/2012 SBW #2 10:00 am	6/4/2012 District 4 Coral Springs HS 6:00 pm	6/21/2012 District 5 City of Lauderdale Lakes Ed. Center 6:00 pm	7/12/2012 District 6 Western HS 6:00 pm	7/25/2012 District 7 City of Deerfield Beach Comm. Chambers 6:00 pm	New School Board Members 11/2012	SBW #3 12/2012
Ann Murray - District 1															
Kristine Judeikis	Ab	x	x	x	x	x	x								
Russell Chard	x	x	x	x	Ab	x	Ab								
Patricia Good - District 2															
Marilyn Soltanipour	x	x	x	x	x	x	x								
Barbara Jones	Ab	x	x	x	x	x	x								
Maureen S. Dinnen - District 3															
Paul Eichner	x	x	x	x	x	x	x								
Heather Cunniff	x	x	x	x	x	Ab	x								
Donna P. Korn - District 4															
Latha Krishnaiyer	x	x	x	Ab	x	x	x								
TBD (VACANT)	-	-	-	-	-	-	-								
Benjamin J. Williams - District 5															
Roland Foulkes	x	x	x	x	x	x	x								
Roosevelt Walters	x	x	x	x	x	x	x								
Laurie Rich-Levinson - District 6															
Philip Busey	x	x	x	x	x	x	x								
TBD (VACANT)	-	-	-	-	-	-	-								
Nora Rupert - District 7															
TBD (VACANT)	-	-	-	-	-	-	-								
Sheila Rose	x	x	x	x	Ab	x	Ab								
Katherine M. Leach, At-Large, County Wide District 8															
Mary C. Fertig	x	x	x	x	x	x	x								
Michael De Gruccio	-	-	-	-	-	-	x								
Robin Bartleman, At-Large, County Wide District 9															
Alan Ehrlich	x	x	x	Ab	x	x	Ab								
Marsha Ellison	x	x	x	Ab	x	x	x								
Superintendent Robert W. Runcie															
Michael Rajner, Chair	x	x	x	x	x	x	x								

Any appointee who has three consecutive absences or misses four meetings in one calendar year shall be automatically removed by the appointed School Board Member. The automatic removal shall cause a vacancy to exist. In the event an appointee is automatically removed, the appointing School Board Member may reappoint the appointee when extenuating circumstances exist as determined by the appointing School Board Member.

Redistricting Committee Members, Staff, and Community Guests	1/4/2012 kickoff #1 North Area Office 2:00 pm	1/11/2012 kickoff #2 North Area Office 6:00 pm	2/9/2012 kickoff #3 KCW Bldg 6:00 pm	2/22/2012 Public Orientation #1 KCW Bldg. 6:00 pm	3/29/2012 Public Orientation #2 KCW Bldg. 6:00 pm	4/19/2012 District 1 McArthur HS 6:00 pm	5/9/2012 District 2 Pembroke Pines Senior Center 6:00 pm	5/17/2012 District 3 City of Ft. Lauderdale Comm. Chambers 6:00 pm	5/22/2012 SBW #2 10:00 am	6/4/2012 District 4 Coral Springs HS 6:00 pm	6/21/2012 District 5 City of Lauderdale Lakes Ed. Center 6:00 pm	7/12/2012 District 6 Western HS 6:00 pm	7/25/2012 District 7 City of Deerfield Beach Comm. Chambers 6:00 pm	New School Board Members 11/2012	SBW #3 12/2012
District Staff & Guests - Attendance Not Required															
Dr. Joanne Harrison Deputy Superintendent, Educ. Programs & Student Support				x											
Leslie Brown Executive Director, Educational Programs	x	x	x	x		x									
Jill Young Director, School Boundaries	x	x	x	x	x	x	x								
Patrick Sipple Demographer Specialist, School Boundaries	x		x	x	x	x	x								
Charles Webster or Nadine Drew Coordinator, Public Relations & Govt. Affairs	x	x	x	x	x		x								
J. Paul Carland General Counsel		x													
School Board Members - Attendance Not Required															
Katherine M. Leach				x											
Robin Bartleman															
Ann Murray															
Patricia Good															
Maureen Dinnen															
Donna P. Korn															
Benjamin J. Williams															
Laurie Rich-Levinson															
Nora Rupert															

Single Board Member Redistricting Steering Public Hearing District 3

Thursday, May 17, 2012

Start Time: 6:00 p.m.

**Location: City of Fort Lauderdale Commission Chambers,
100 North Andrews Avenue, Fort Lauderdale, FL 33301**

**Michael Rajner, Chair
Marsha Ellison, Vice Chair**

Agenda

1. Call to order
2. Pledge of Allegiance
3. Roll Call (attachment 3) <i>Pages 1-2</i>
4. Approval of May 17, 2012 Public Hearing District 3 Agenda <i>Page 3</i>
5. Approval of May 9, 2012 Draft Public Hearing District 2 Minutes (attachment 5) <i>Pages 5-8</i>
<i>* Map alternatives noted with an asterisk have been reviewed by District staff to have all single School Board member districts within +/- 5% of the average district population per the rules established by the Redistricting Steering Committee.</i>
6. Public Hearing
6.1 Overview of Redistricting Process and Guiding Principles
6.2 Presentation of Newly Submitted Map Alternatives
6.3 Public Comment on Newly Submitted Map Alternatives <i>Note: After the presentation of each new map alternative, members of the public will have up to 2 minutes each to provide comment. Public comment will be limited to that map alternative only.</i>
6.4 Public Comment on Previously Presented Maps <ul style="list-style-type: none">• Map Alternative 1* - presented by City of North Lauderdale Commissioner, Jerry Grazioplene on May 9, 2012 (attachment 6.4) <i>Pages 9-13</i> <i>Note: Members of the public will have up to 2 minutes each to provide comment. Public comment will be limited to that map alternative only.</i>
6.5 General Public Comment on the Redistricting Process <i>Note: Members of the public will have up to 2 minutes each to provide public comment on the redistricting process.</i>
7. Chair's Report
8. Staff Follow Up
9. Unfinished Business
10. New Business
Adjourn
Attachments for discussion: <ul style="list-style-type: none">3_Attendance Roster5_May 9, 2012 Draft Public Hearing District 2 Minutes6.4_Alternative 1 Maps and Data

Single Board Member Redistricting Steering Public Hearing District 2

Wednesday, May 9, 2012

Start Time: 6:00 p.m.

**Location: Pembroke Pines Senior Center,
301 Northwest 103 Avenue, Pembroke Pines, FL 33026**

**Michael Rajner, Chair
Marsha Ellison, Vice Chair**

Agenda Items

1. Call to order

Chair Rajner called the meeting to order at 6:20 pm.

2. Pledge of Allegiance

Vice Chair Ellison led the Pledge of Allegiance.

3. Roll Call

District 1 – Kristine Judeikis
District 2 – Marilyn Soltanipour
District 2 – Barbara Jones
District 3 – Paul Eichner
District 3 – Heather Cunniff
District 4 –Latha Krishnaiyer
District 5 – Roland Foulkes
District 5 –Roosevelt Walters
District 6 – Philip Busey
District 7 – Michael Rajner- Chair
County Wide, At-Large 9 – Mary C. Fertig
County Wide, At-Large 9 – Michael De Gruccio
County Wide, At-Large 8 - Marsha Ellison – Vice Chair

The following committee members were absent from the meeting:

District 1 – Russell Chard
District 7 – Sheila Rose
County Wide, At-Large 8 - Alan Ehrlich
District 4 – To Be Determined
District 6 – To Be Determined
District 7 – To Be Determined

4. Approval of May 9, 2012 Public Hearing District 2 Agenda

Chair Rajner moved to approve the agenda. The agenda was approved without objection.

5. Approval of April 19, 2012 Draft Public Hearing District 1 Minutes

Chair Rajner asked staff if there were any corrections to the minutes submitted by the committee members. **Patrick Sipple** presented one spelling correction submitted by **Mr. Busey**. The April 19th meeting minutes were adopted as amended by the committee.

6. Public Hearing

6.1 Overview of Redistricting Process and Guiding Principles

Ms. Jones from District 2 presented a very clear and brief presentation on the Redistricting Process and Guiding Principles.

6.2 Map Alternative 1- Presented by City of North Lauderdale Commissioner, Jerry Graziose

Commissioner Graziose was elected last year to District B of the city of North Lauderdale. The city has passed a resolution to allow him to represent the City of North Lauderdale on School District issues. Commissioner Graziose's area of residence was unincorporated Broward County and he worked to have it annexed in. As result of this annexation, School Board and District issues came to the surface.

He stated that there has been no change in 40 years and that out of the 10 schools in North Lauderdale, 9 are in one district and 1 is in another district. When creating his map submission, Commissioner Graziose stated that he used Innovation Zones, city limits, major roads and natural barriers as a guide. His primary goal was to balance the population. He further noted that in order to balance the population, eastern districts had to be made larger in size.

6.3 Public Comment

Andrew Disbury – City of North Lauderdale employee and co-author of Map Alternative 1, thanked the committee for allowing their map to be submitted. He believes Map Alternative 1 will satisfy the requirements of the redistricting map submission guidelines.

Martha Mansfield - Pembroke Pines resident, expressed confusion over the 2010 U.S. Census totals and requested clarity. **Patrick Sipple** explained that the total of all of the race categories equals the number of Non-Hispanic residents. The total population is equal to the sum of the Hispanic and Non-Hispanic categories. The population total for Broward County is 1,748,066 with each district having an average population of 249,724.

Commissioner Iris Siple – City of Pembroke Pines Commissioner– no comment

Rose Waters – District 5 – felt that the map should have placed more of District 5 into District 7 and put more of District 4 into District 5 in order to have a more equal population representation.

Chair Rajner asked **Mr. Graziose** to briefly explain his two hour mapping session. **Mr. Graziose** stated that staff was very helpful in providing the needed data in real time. He said that it was very challenging to make a map when you have to look at balancing the population throughout the entire county.

Chair Rajner opened the floor to questions committee members may have in regards to Map Alternative 1. **Ms. Fertig** asked if any of the schools were split within Southwest Ranches. **Mr. Garziose** stated that the city was split, however, no schools were split as there are no District schools in Southwest Ranches. **Ms. Soltanipour** stated that the map does split the West

Broward Innovation Zone. **Mr. Graziore** mentioned that he tried to follow Innovation Zones, however, when looking at the population numbers that was not always possible. **Mr. Busey** asked, “What was your priority?” **Mr. Graziore** replied that he first tried to look at Innovation Zones, then municipal boundaries, then major roads, and finally natural barriers. **Mr. Walters** asked, “Why does the map have District 7 wrapping around District 5?” **Mr. Graziore** stated that it was difficult to balance the population in the area. **Chair Rajner** thanked **Mr. Graziore** for presenting. He mentioned that he was present at the two hour mapping meeting and that it was a challenge for **Mr. Graziore** to balance the population.

7. Chair’s Report

School Board member Leach’s new appointee, **Mr. De Gruccio** was greeted and welcomed to the committee. **Chair Rajner** expressed gratitude to the public, staff, **Mr. Busey** and **Mr. Walters** for their attendance to the Central Area mapping workshop on Saturday, May 5, 2012 at Dillard HS. **Chair Rajner** announced that he will be presenting at the upcoming School Board workshop on May 22, 2012 at the Kathleen C. Wright Administration Building at approximately 10:00 am. He requested that committee members respond to emails confirming attendance in order to allow for accommodation of seating.

8. Staff Follow Up

8.1 Follow up on School Board Discussion on Guiding Principles

Jill Young presented the April 24, 2012 final approved Redistricting Guiding Principles.

9. Unfinished Business

There were no Unfinished Business items and none added to the agenda.

10. New Business

There were no New Business items and none added to the agenda.

Additional Comments:

Marilyn Soltanipour noted a conflict of the evening’s meeting with District Advisory Council elections. She stated that she would appreciate if staff would be aware of the meetings when scheduling future meetings.

Mary Fertig questioned when and how are we advertising? **Patrick Sipple** replied that PSAs are being sent out via the District’s Department of Public Relations & Governmental Affairs. PSAs are being sent to newspapers two weeks prior to the meetings.

Charles Webster from the District’s Department of Public Relations & Governmental Affairs informed the committee that there are over 200 periodicals with which they advertise. Additionally, his personal resources include elected officials, business organizations, community organizations as well as congressional, state and county representatives.

Mary Fertig inquired as to what is actually being said.

Chair Rajner asked her for some verbiage teasers/triggers for future advertisements; he requested suggestions for better response from the community.

Mary Fertig asked which priority is most important for consideration.

Roland Foulkes suggested that getting the word out via a 30 to 60 second PSA on every radio station which is played throughout the entire day is one item of importance. The other item of importance is making sure the PSA asks, "What is in it for me", and is sensitive to the needs and concerns of specific communities.

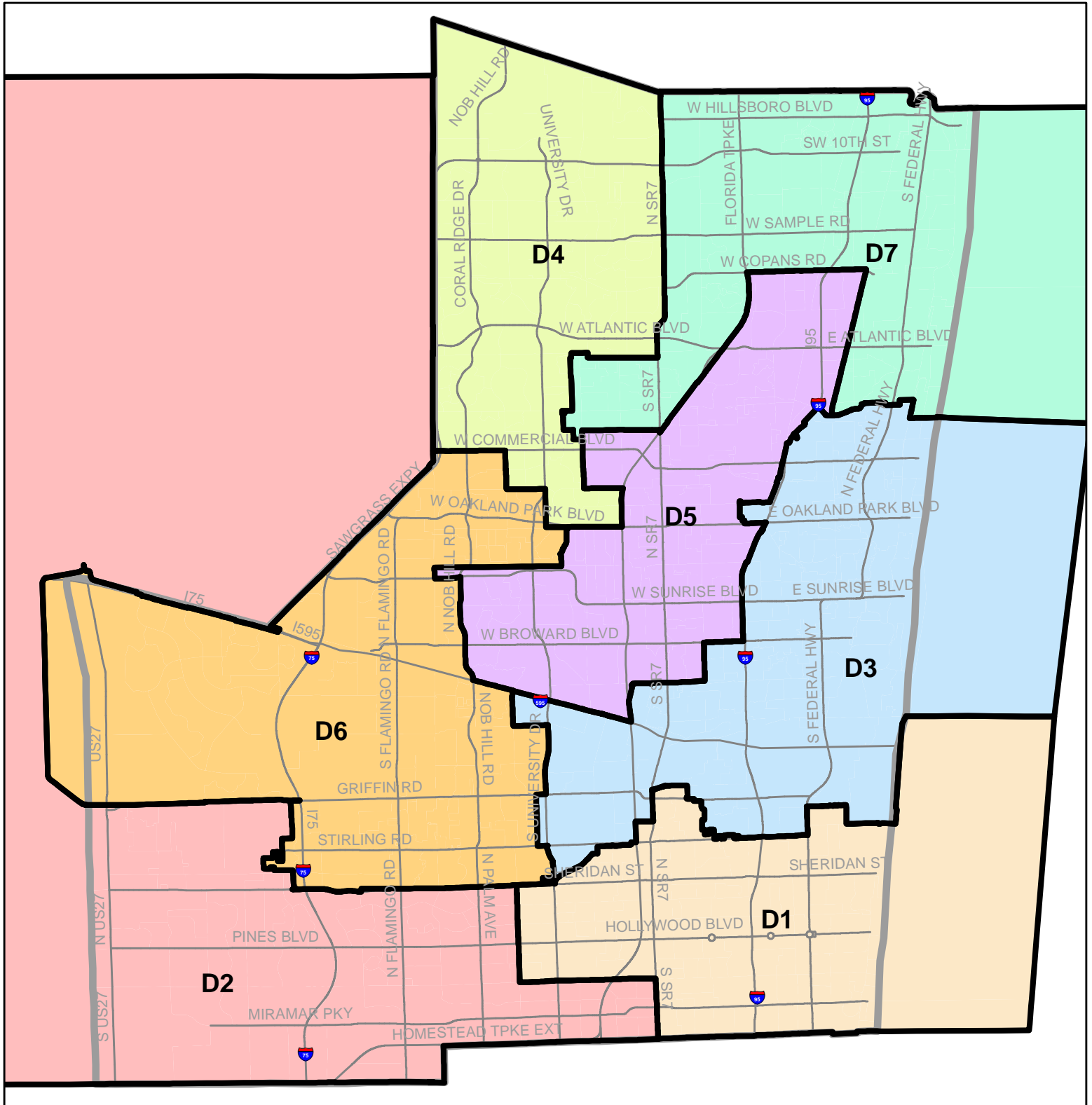
Chair Rajner announced next meeting is at the Fort Lauderdale Commission Chambers on Thursday, May 17th at 6:00 pm.

Roland Foulkes informed that on Monday, May 7, 2012 he announced the upcoming meeting at the City of Fort Lauderdale Advisory Board meeting.

Adjourn

The meeting was adjourned at 7:32 p.m.

2013
BROWARD COUNTY PUBLIC SCHOOLS
SCHOOL BOARD MEMBER DISTRICTING
ALTERNATIVE 1



Single Board Member Districts

- D1- Ann Murray
- D2- Patricia Good
- D3- Maureen S. Dinnen
- D4- Donna P. Korn
- D5- Benjamin J. Williams
- D6- Laurie Rich Levinson
- D7- Nora Rupert



Data sources: 2010 U.S. Census, Broward County GIS Division

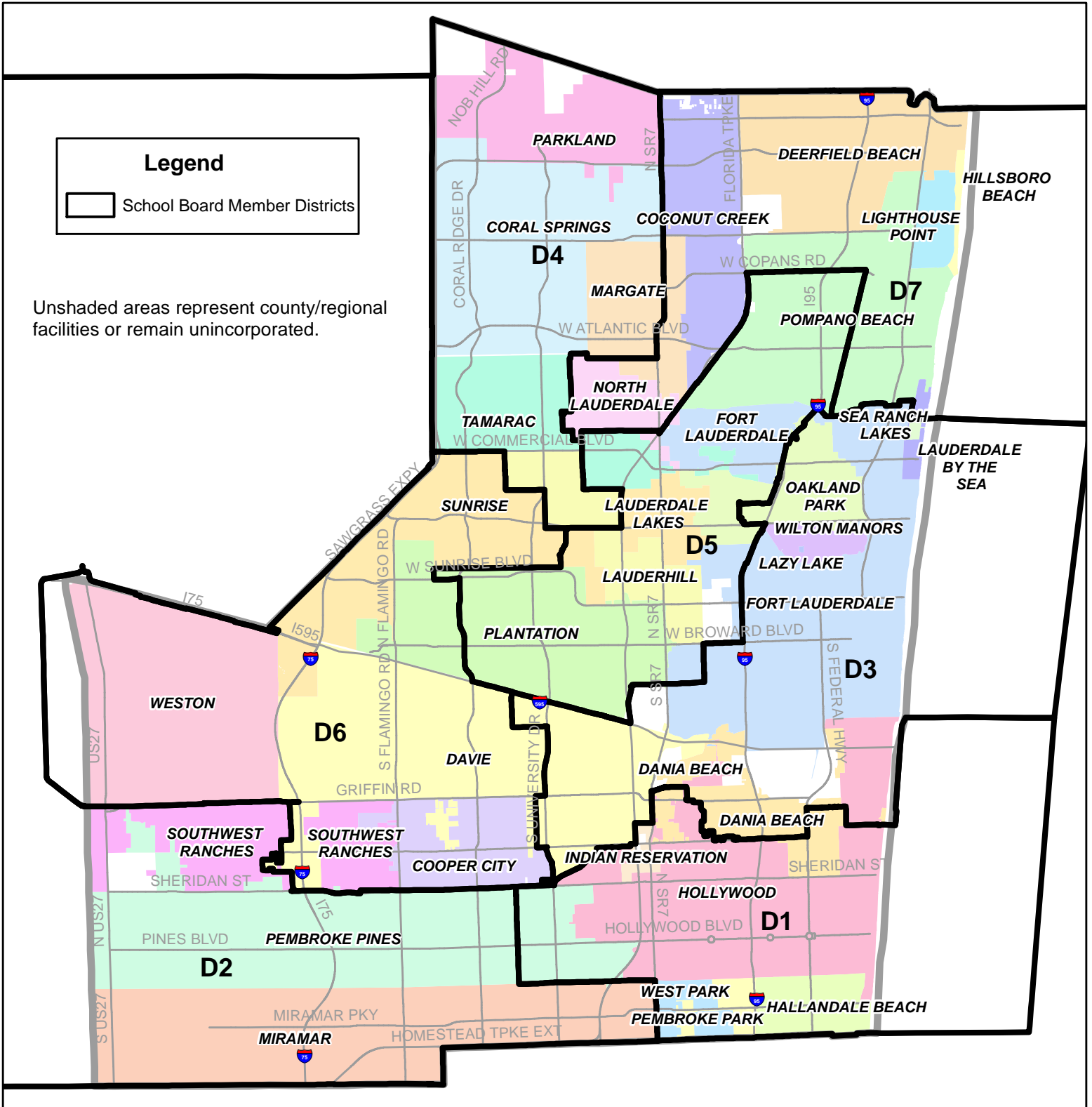
Created by: City of North Lauderdale Commissioner Jerry Graziose and Andrew Disbury

Date: 4/9/2012

At Large Board Member Robin Bartleman and Katherine M. Leach represent Broward County as a whole and do not represent a single School Board member district.



BROWARD COUNTY PUBLIC SCHOOLS
SCHOOL BOARD MEMBER DISTRICTING
ALTERNATIVE 1 WITH MUNICIPALITIES



Single Board Member Districts

- D1- Ann Murray
- D2- Patricia Good
- D3- Maureen S. Dinnen
- D4- Donna P. Korn
- D5- Benjamin J. Williams
- D6- Laurie Rich Levinson
- D7- Nora Rupert

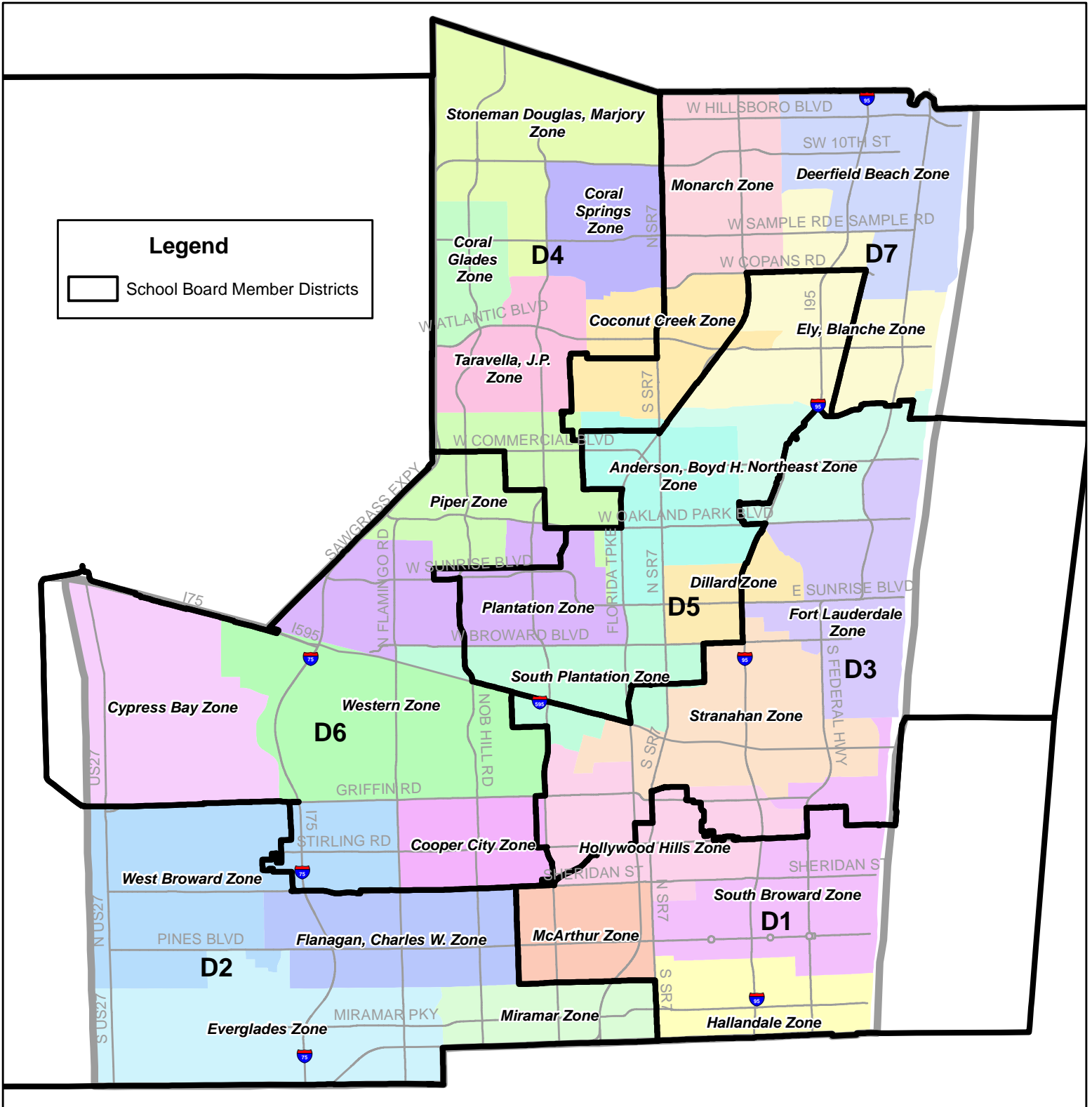


Data sources: 2010 U.S. Census, Broward County GIS Division
 Created by: City of North Lauderdale Commissioner Jerry Graziose and Andrew Disbury
 Date: 4/9/2012

At Large Board Member Robin Bartleman and Katherine M. Leach represent Broward County as a whole and do not represent a single School Board member district.



BROWARD COUNTY PUBLIC SCHOOLS
SCHOOL BOARD MEMBER DISTRICTING
ALTERNATIVE 1 WITH INNOVATION ZONES



Legend

□ School Board Member Districts

Single Board Member Districts

- D1- Ann Murray
- D2- Patricia Good
- D3- Maureen S. Dinnen
- D4- Donna P. Korn
- D5- Benjamin J. Williams
- D6- Laurie Rich Levinson
- D7- Nora Rupert

Data sources: 2010 U.S. Census, BCPS School Boundaries Department, Broward County GIS Division
 Created by: City of North Lauderdale Commissioner Jerry Graziose and Andrew Disbury
 Date: 4/9/2012

At Large Board Member Robin Bartleman and Katherine M. Leach represent Broward County as a whole and do not represent a single School Board member district.



2010 U.S. CENSUS DIVERSITY BY BROWARD COUNTY SCHOOL BOARD MEMBER DISTRICT
ALTERNATIVE 1

Current Diversity

School Board District	2010 Total Population	Total # Above or Below District Population Average	% Above or Below District Population Average	Hispanic	% Hispanic	Not Hispanic	% Not Hispanic	White	% White	Black	% Black	American Indian	% American Indian	Asian	% Asian	Hawaiian or Pacific Islander	% Hawaiian or Pacific Islander	Other	% Other	Multi-Racial	% Multi-Racial
1	247,936	-1,788	-0.72%	76,001	30.65%	171,935	69.35%	112,774	45.49%	47,873	19.31%	929	0.37%	5,671	2.29%	151	0.06%	869	0.35%	3,668	1.48%
2	295,413	45,689	18.30%	114,617	38.80%	180,796	61.20%	76,668	25.95%	81,944	27.74%	479	0.16%	14,388	4.87%	112	0.04%	1,602	0.54%	5,603	1.90%
3	234,685	-15,039	-6.02%	47,551	20.26%	187,134	79.74%	151,137	64.40%	24,972	10.64%	440	0.19%	6,169	2.63%	123	0.05%	825	0.35%	3,468	1.48%
4	251,257	1,533	0.61%	58,084	23.12%	193,173	76.88%	129,361	51.49%	46,687	18.58%	339	0.13%	10,710	4.26%	105	0.04%	1,332	0.53%	4,639	1.85%
5	229,436	-20,288	-8.12%	24,657	10.75%	204,779	89.25%	38,042	16.58%	158,033	68.88%	432	0.19%	3,096	1.35%	70	0.03%	866	0.38%	4,240	1.85%
6	256,153	6,429	2.57%	76,475	29.86%	179,678	70.14%	115,502	45.09%	47,044	18.37%	430	0.17%	10,792	4.21%	134	0.05%	1,197	0.47%	4,579	1.79%
7	233,186	-16,538	-6.62%	40,862	17.52%	192,324	82.48%	137,333	58.89%	43,124	18.49%	345	0.15%	4,866	2.09%	67	0.03%	2,461	1.06%	4,128	1.77%
Total	1,748,066			438,247	25.07%	1,309,819	74.93%	760,817	43.52%	449,677	25.72%	3,394	0.19%	55,692	3.19%	762	0.04%	9,152	0.52%	30,325	1.73%
Average	249,724																				

Alternative 1 Diversity

School Board District	2010 Total Population	Total # Above or Below District Population Average	% Above or Below District Population Average	Hispanic	% Hispanic	Not Hispanic	% Not Hispanic	White	% White	Black	% Black	American Indian	% American Indian	Asian	% Asian	Hawaiian or Pacific Islander	% Hawaiian or Pacific Islander	Other	% Other	Multi-Racial	% Multi-Racial
1	243,775	-5,949	-2.38%	78,432	32.17%	165,343	67.83%	106,131	43.54%	48,189	19.77%	910	0.37%	5,447	2.23%	140	0.06%	892	0.37%	3,634	1.49%
2	254,434	4,710	1.89%	99,741	39.20%	154,693	60.80%	59,230	23.28%	75,912	29.84%	373	0.15%	12,774	5.02%	96	0.04%	1,417	0.56%	4,891	1.92%
3	244,969	-4,755	-1.90%	49,591	20.24%	195,378	79.76%	133,808	54.62%	51,467	21.01%	522	0.21%	5,100	2.08%	124	0.05%	780	0.32%	3,577	1.46%
4	252,501	2,777	1.11%	54,431	21.56%	198,070	78.44%	128,927	51.06%	51,604	20.44%	349	0.14%	10,860	4.30%	103	0.04%	1,380	0.55%	4,847	1.92%
5	249,948	224	0.09%	33,516	13.41%	216,432	86.59%	69,343	27.74%	136,427	54.58%	471	0.19%	4,727	1.89%	109	0.04%	919	0.37%	4,436	1.77%
6	246,633	-3,091	-1.24%	76,779	31.13%	169,854	68.87%	126,959	51.48%	26,128	10.59%	390	0.16%	11,047	4.48%	106	0.04%	1,098	0.45%	4,126	1.67%
7	255,806	6,082	2.44%	45,757	17.89%	210,049	82.11%	136,419	53.33%	59,950	23.44%	379	0.15%	5,737	2.24%	84	0.03%	2,666	1.04%	4,814	1.88%
Total	1,748,066			438,247	25.07%	1,309,819	74.93%	760,817	43.52%	449,677	25.72%	3,394	0.19%	55,692	3.19%	762	0.04%	9,152	0.52%	30,325	1.73%
Average	249,724																				

Current Districts

District	Total Schools	Elementary	Middle	High	Combination	Center	Charter
D1	55	22	8	8	1	5	11
D2	58	22	7	5	0	3	21
D3	38	16	5	4	0	5	8
D4	48	21	7	4	0	0	16
D5	55	26	6	4	0	5	14
D6	32	19	5	3	0	0	5
D7	33	15	4	5	0	5	4

Alternative 1

District	Total Schools	Elementary	Middle	High	Combination	Center	Charter
D1	47	19	6	4	1	7	10
D2	50	18	6	4	0	1	21
D3	54	25	5	7	0	6	11
D4	45	19	7	4	0	0	15
D5	47	20	7	5	0	4	11
D6	32	21	6	4	0	0	1
D7	44	19	5	5	0	5	10