

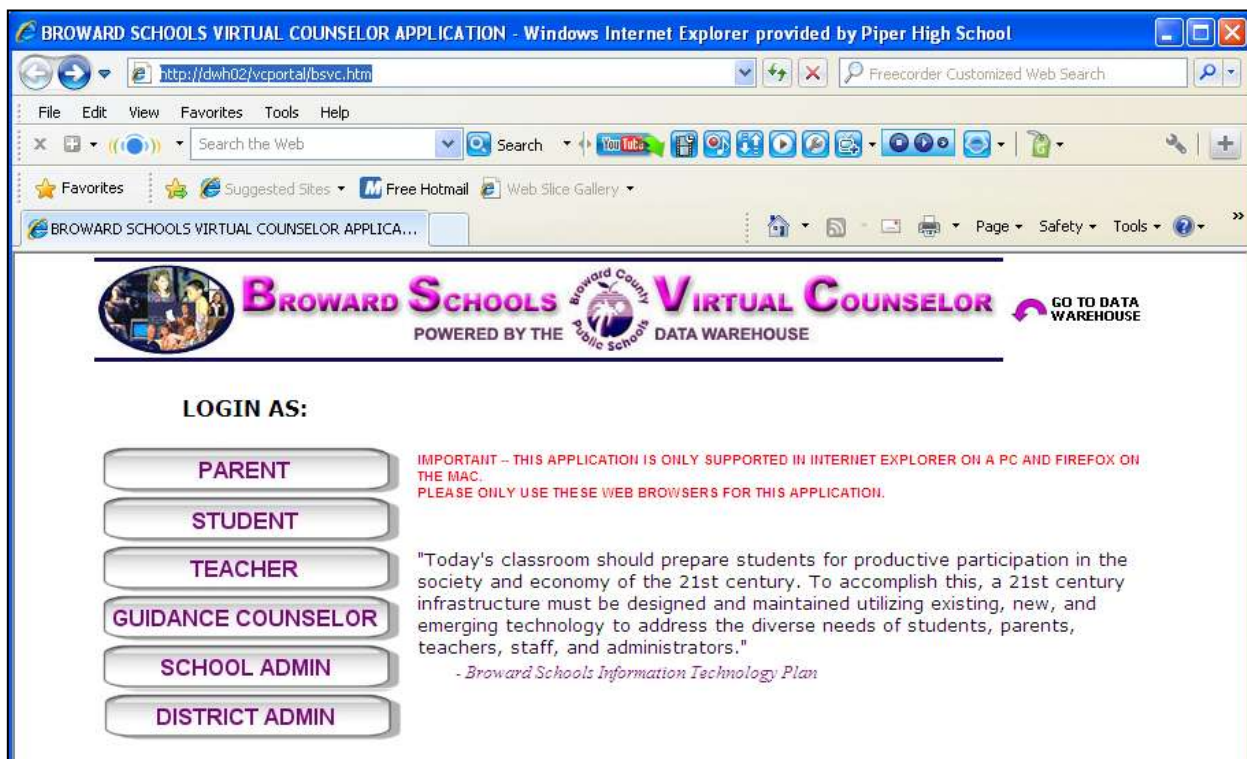
# How to update your email address on Virtual Counselor & Pinnacle Internet Viewer

## Virtual Counselor




Go to: <http://dwh02/vcportal/bsvc.htm>

Click on the 'Parent' button to login

On the Welcome Screen, click on the link to View/Change your Email Address




The screenshot shows a Windows Internet Explorer browser window titled "BROWARD SCHOOLS VIRTUAL COUNSELOR APPLICATION - Windows Internet Explorer provided by Piper High School". The address bar shows the URL "http://dwh02/vcportal/bsvc.htm". The browser interface includes a menu bar (File, Edit, View, Favorites, Tools, Help), a search bar, and various toolbars. The main content area features the "BROWARD SCHOOLS VIRTUAL COUNSELOR" logo, which includes the Broward County Public Schools logo and the text "POWERED BY THE DATA WAREHOUSE". Below the logo, there is a "LOGIN AS:" section with six buttons: PARENT, STUDENT, TEACHER, GUIDANCE COUNSELOR, SCHOOL ADMIN, and DISTRICT ADMIN. To the right of the buttons, there is a red warning message: "IMPORTANT - THIS APPLICATION IS ONLY SUPPORTED IN INTERNET EXPLORER ON A PC AND FIREFOX ON THE MAC. PLEASE ONLY USE THESE WEB BROWSERS FOR THIS APPLICATION." Below the warning, there is a quote: "Today's classroom should prepare students for productive participation in the society and economy of the 21st century. To accomplish this, a 21st century infrastructure must be designed and maintained utilizing existing, new, and emerging technology to address the diverse needs of students, parents, teachers, staff, and administrators." followed by the attribution "- Broward Schools Information Technology Plan".

 **BROWARD SCHOOLS**  **VIRTUAL COUNSELOR**  LOGOUT  
POWERED BY THE DATA WAREHOUSE

WELCOME, ~~XXXXXXXXXX~~

SELECT AN EXISTING STUDENT BELOW OR [CLICK HERE TO ADD ANOTHER STUDENT](#)

[CLICK HERE TO VIEW/CHANGE YOUR EMAIL ADDRESS](#)



Enter the information as shown & click on 'Save'.

**PARENT EMAIL ADDRESS FORM**


*If the email address is blank or incorrect, please update. Thank you.*

Parent ID:

First Name:

Last Name:

Email Address:



## **Pinnacle Internet Viewer**

Go to: <https://gradebook.browardschools.com/redirect/index.html>

Under 'School', select [Piper High School](#)

Username: Your students' ID # (10-digits)


Password: Your students' Birthday (entered as YearMonthDay)

**PARENT INTERNET VIEWER**

Parents and guardians can access student progress online via our Pinnacle Parent Internet viewer. This site contains attendance information as well as current grades and assignments. Through this site you can also request that reports be sent by e-mail.

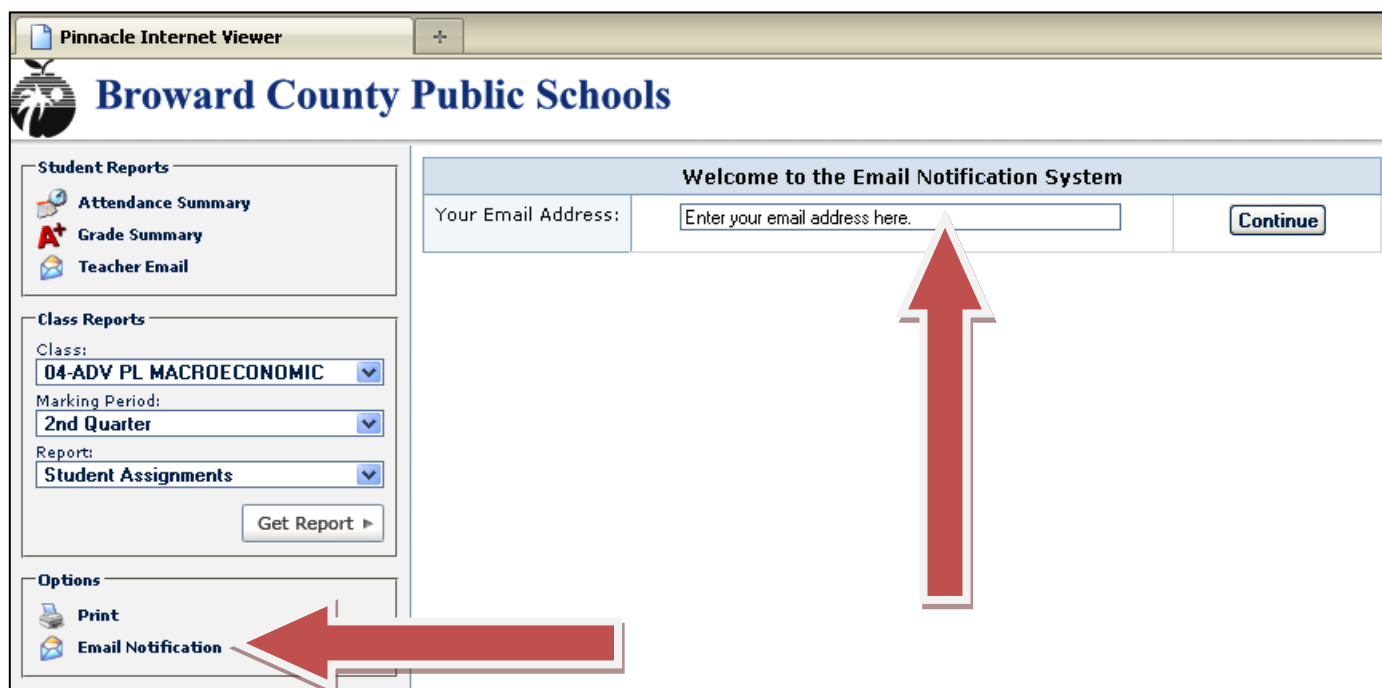
**Login ID#:**  
Your Students' ID #  
(10-Digits)

**Password:**  
Your Students' Birthday  
entered as YearMonthDay  
(i.e., March 12, 1990 would be entered as  
19900312)



Under 'Options', select 'Email Notification'

Enter your email address & click 'Continue'



Select the reports that you want to be emailed to you by checking the boxes.  
Click on 'Submit Notification Request'

**Pinnacle Internet Viewer**

**Broward County Public Schools**

Viewing

School	EmailRecipient
PIPER HIGH SCHOOL	abc123@xyz.com

**Report Selection**

Enter your name (as used in salutation)

Preferred Language

Automatic "Unexcused Absence" Notification

Attendance Summary    every

Grade Summary    every

Student Assignments    every

Automatic Grade Notification When grade goes

**Submit Notification Request**

The reports will be sent to your email address.