

BCPS Student Survey (Elementary 3-5) 2018

run on 10/08/2018



surveys





Report Filters

School:
N/A

Race:
N/A

Grade:
N/A

Gender:
N/A

Ethnicity:
N/A


Tag:
N/A

AdvancED Certified Content

Report Summary

Overall Score: 2.79

Network Average: 2.77



By Survey Section

Section Score | Network Average

Purpose and Direction: 2.92

Network Average: 2.9




Governance and Leadership: 2.77

Network Average: 2.68



Teaching and Assessing for Learning: 2.82

Network Average: 2.78




Resources and Support Systems: 2.81

Network Average: 2.82



Using Results for Continuous Improvement: 2.6

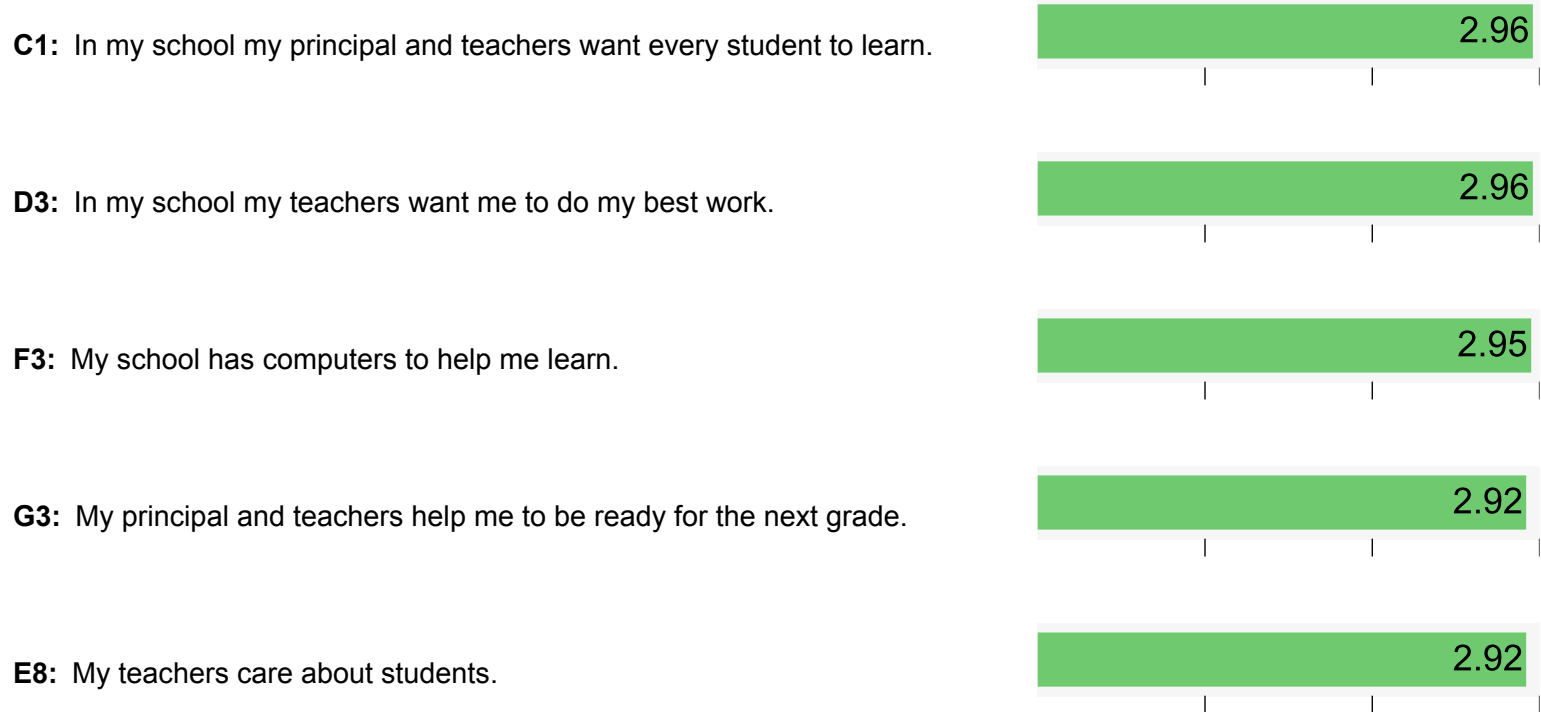
Network Average: 2.66





AdvancED Certified Content

Highest Scoring Items







AdvancED Certified Content

Lowest Scoring Items


G1: My principal and teachers ask me what I think about school.




E5: My teachers ask my family to come to school activities.




F1: My school is safe and clean.



D2: In my school students treat adults with respect.



D1: In my school I am treated fairly.





AdvancED Certified Content

Demographics

Number of Responses | Percentages of Total Responses

1. Gender

Boy	287	51%
Girl	277	49%

564 respondents

2. Race

American Indian or Alaska Native	5	3%
Asian	26	5%
Black or African American	23	4%
Native Hawaiian or Other Pacific Islander	1	1%
White	386	69%
Two or more races	104	19%

561 respondents

3. Ethnicity

Hispanic 387 69%

Not Hispanic or Latino 177 31%

564 respondents

4. Grade

3rd grade 189 34%

4th grade 228 40%

5th grade 147 26%

564 respondents

AdvancED Certified Content

C. Purpose and Direction

Section score: 2.92 Network average: 2.9

	I Agree	I'm Not Sure	I Don't Agree
	3	2	1
	Number of Responses		
	Percentage of Total Responses		
1. In my school my principal and teachers want every student to learn.	543	14	3
	97%	3%	1%
	560 respondents		
2. In my school I am learning new things that will help me.	491	63	6
	88%	11%	1%
	560 respondents		

D. Governance and Leadership

Section score: 2.77 Network average: 2.68

	I Agree	I'm Not Sure	I Don't Agree
	3	2	1
	Number of Responses		
	Percentage of Total Responses		
1. In my school I am treated fairly.	395	146	14
	71%	26%	3%
555 respondents			
2. In my school students treat adults with respect.	378	166	11
	68%	30%	2%
555 respondents			
3. In my school my teachers want me to do my best work.	538	14	3
	97%	3%	1%
555 respondents			

E. Teaching and Assessing for Learning

Section score: 2.82 Network average: 2.78

	I Agree	I'm Not Sure	I Don't Agree
	3	2	1
	Number of Responses		
	Percentage of Total Responses		
1. My teachers help me learn things I will need in the future.	497	46	4
	91%	8%	1%
547 respondents			
2. My teachers use different activities to help me learn.	499	43	5
	91%	8%	1%
547 respondents			
3. My teachers listen to me.	406	130	11
	74%	24%	2%
547 respondents			
4. My teachers tell me how I should behave and do my work.	502	36	9
	92%	7%	2%
547 respondents			
5. My teachers ask my family to come to school activities.	348	151	48
	64%	28%	9%
547 respondents			
6. My teachers always help me when I need them.	429	107	11
	78%	20%	2%
547 respondents			
7. My teachers tell my family how I am doing in school.	485	52	10

	89%	10%	2%
	547 respondents		
	509	33	5
	93%	6%	1%
	547 respondents		

8. My teachers care about students.

F. Resources and Support Systems

Section score: 2.81 Network average: 2.82

	I Agree	I'm Not Sure	I Don't Agree
	3	2	1
	Number of Responses		
	Percentage of Total Responses		
1. My school is safe and clean.	348	174	22
	64%	32%	4%
544 respondents			
2. My school has many places where I can learn, such as the library.	478	62	4
	88%	11%	1%
544 respondents			
3. My school has computers to help me learn.	521	21	2
	96%	4%	0%
544 respondents			
4. My school wants children in our school to help each other even if we are not friends.	450	85	9
	83%	16%	2%
544 respondents			

G. Using Results for Continuous Improvement

Section score: 2.6 Network average: 2.66

1. My principal and teachers ask me what I think about school.

	I Agree	I'm Not Sure	I Don't Agree
	3	2	1
	Number of Responses		
	Percentage of Total Responses		
543 respondents	181	227	135
	33%	42%	25%

2. My principal and teachers tell children when they do a good job.

543 respondents	440	92	11
	81%	17%	2%

3. My principal and teachers help me to be ready for the next grade.

543 respondents	505	34	4
	93%	6%	1%

H. Open-Ended Questions

1. What do you like the most about your school?
2. What is one thing you don't like about your school?
3. What is one idea that would make your school a better place?