

# BCPS Student Survey (Elementary 3-5) 2018

---

run on 09/25/2018



surveys





## Report Filters

**School:**  
N/A

**Race:**  
N/A

**Grade:**  
N/A

**Gender:**  
N/A

**Ethnicity:**  
N/A


**Tag:**  
N/A

## AdvancED Certified Content

### Report Summary

**Overall Score: 2.79**

Network Average: 2.77



#### By Survey Section

#### Section Score | Network Average

**Purpose and Direction: 2.88**

Network Average: 2.9



**Governance and Leadership: 2.8**

Network Average: 2.68



**Teaching and Assessing for Learning: 2.79**

Network Average: 2.78




**Resources and Support Systems: 2.86**

Network Average: 2.82



**Using Results for Continuous Improvement: 2.62**

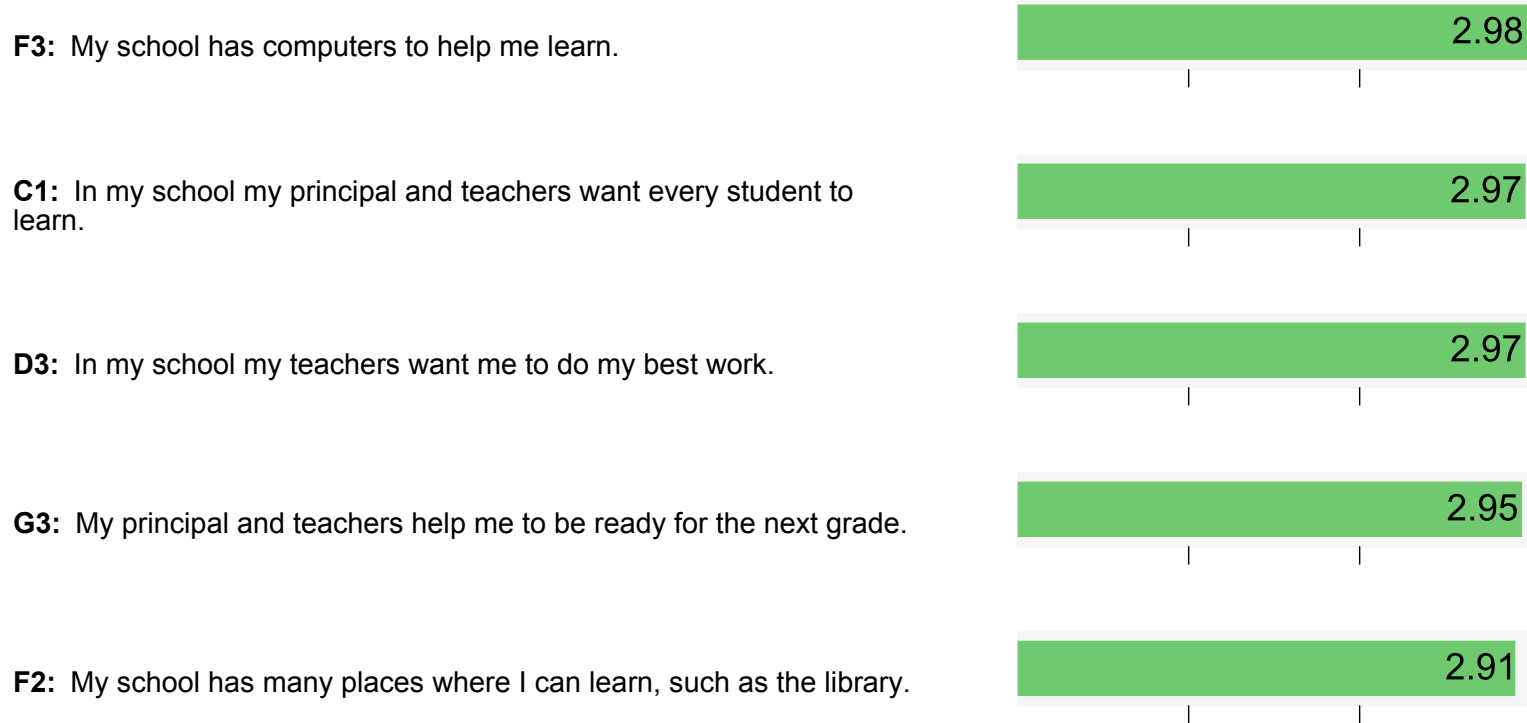
Network Average: 2.66





## AdvancED Certified Content

### Highest Scoring Items





## AdvancED Certified Content

### Lowest Scoring Items


**G1:** My principal and teachers ask me what I think about school.



**E5:** My teachers ask my family to come to school activities.




**D1:** In my school I am treated fairly.



**E6:** My teachers always help me when I need them.



**E3:** My teachers listen to me.





## AdvancED Certified Content

### Demographics

Number of Responses | Percentages of Total Responses

#### 1. Gender

Boy	105	45%
Girl	129	55%

234 respondents

#### 2. Race

American Indian or Alaska Native	1	1%
Asian	7	3%
Black or African American	9	4%
White	187	79%
Two or more races	32	14%

237 respondents

#### 3. Ethnicity

Hispanic	137	58%
----------	-----	-----

Not Hispanic or Latino 100 42%

237 respondents

4. Grade

3rd grade 86 36%

4th grade 79 33%

5th grade 73 31%

238 respondents

**AdvancED Certified Content**

## C. Purpose and Direction

Section score: 2.88 Network average: 2.9

	I Agree	I'm Not Sure	I Don't Agree
	3	2	1
	Number of Responses		
	Percentage of Total Responses		
1. In my school my principal and teachers want every student to learn.	231	6	0
	97%	3%	0%
	237 respondents		
2. In my school I am learning new things that will help me.	189	44	4
	80%	19%	2%
	237 respondents		



## D. Governance and Leadership

Section score: 2.8 Network average: 2.68

	I Agree	I'm Not Sure	I Don't Agree
	3	2	1
	Number of Responses		
	Percentage of Total Responses		
1. In my school I am treated fairly.	163	65	9
	69%	27%	4%
	237 respondents		
2. In my school students treat adults with respect.	187	48	2
	79%	20%	1%
	237 respondents		
3. In my school my teachers want me to do my best work.	230	7	0
	97%	3%	0%
	237 respondents		

## E. Teaching and Assessing for Learning

Section score: 2.79 Network average: 2.78

	I Agree	I'm Not Sure	I Don't Agree
	3	2	1
	Number of Responses		
	Percentage of Total Responses		
1. My teachers help me learn things I will need in the future.	198	34	3
	84%	14%	1%
	235 respondents		
2. My teachers use different activities to help me learn.	201	31	3
	86%	13%	1%
	235 respondents		
3. My teachers listen to me.	177	49	9
	75%	21%	4%
	235 respondents		
4. My teachers tell me how I should behave and do my work.	215	16	4
	91%	7%	2%
	235 respondents		
5. My teachers ask my family to come to school activities.	164	52	19
	70%	22%	8%
	235 respondents		
6. My teachers always help me when I need them.	170	57	8
	72%	24%	3%
	235 respondents		
7. My teachers tell my family how I am doing in school.	201	28	6

8. My teachers care about students.

<b>86%</b> 235 respondents	<b>12%</b>	<b>3%</b>
<b>214</b>	<b>18</b>	<b>3</b>
<b>91%</b> 235 respondents	<b>8%</b>	<b>1%</b>

## F. Resources and Support Systems

Section score: 2.86 Network average: 2.82

	I Agree	I'm Not Sure	I Don't Agree
	3	2	1
	Number of Responses		
	Percentage of Total Responses		
1. My school is safe and clean.	176	54	5
	75%	23%	2%
	235 respondents		
2. My school has many places where I can learn, such as the library.	216	16	3
	92%	7%	1%
	235 respondents		
3. My school has computers to help me learn.	230	5	0
	98%	2%	0%
	235 respondents		
4. My school wants children in our school to help each other even if we are not friends.	200	30	5
	85%	13%	2%
	235 respondents		

# G. Using Results for Continuous Improvement

Section score: 2.62 Network average: 2.66

1. My principal and teachers ask me what I think about school.
  
2. My principal and teachers tell children when they do a good job.
  
3. My principal and teachers help me to be ready for the next grade.

	I Agree	I'm Not Sure	I Don't Agree
	3	2	1
	Number of Responses		
	Percentage of Total Responses		
1. My principal and teachers ask me what I think about school.	71	104	60
	30%	44%	26%
235 respondents			
2. My principal and teachers tell children when they do a good job.	206	24	5
	88%	10%	2%
235 respondents			
3. My principal and teachers help me to be ready for the next grade.	226	7	2
	96%	3%	1%
235 respondents			

## H. Open-Ended Questions

1. What do you like the most about your school?
2. What is one thing you don't like about your school?
3. What is one idea that would make your school a better place?