

MAPLEWOOD ELEMENTARY
TITLE 1

SCHOOL ADVISORY COUNCIL MEETING

OCTOBER 23, 2018



SCHOOL ADVISORY COUNCIL BYLAWS



- The primary objectives of the School Advisory Council shall be to help identify needs and recommend programs of action. Through a community-wide commitment, the team will foster a positive learning environment, which sets high expectations and meets the diverse needs of the student body.
- Review the Bylaws hand-out.

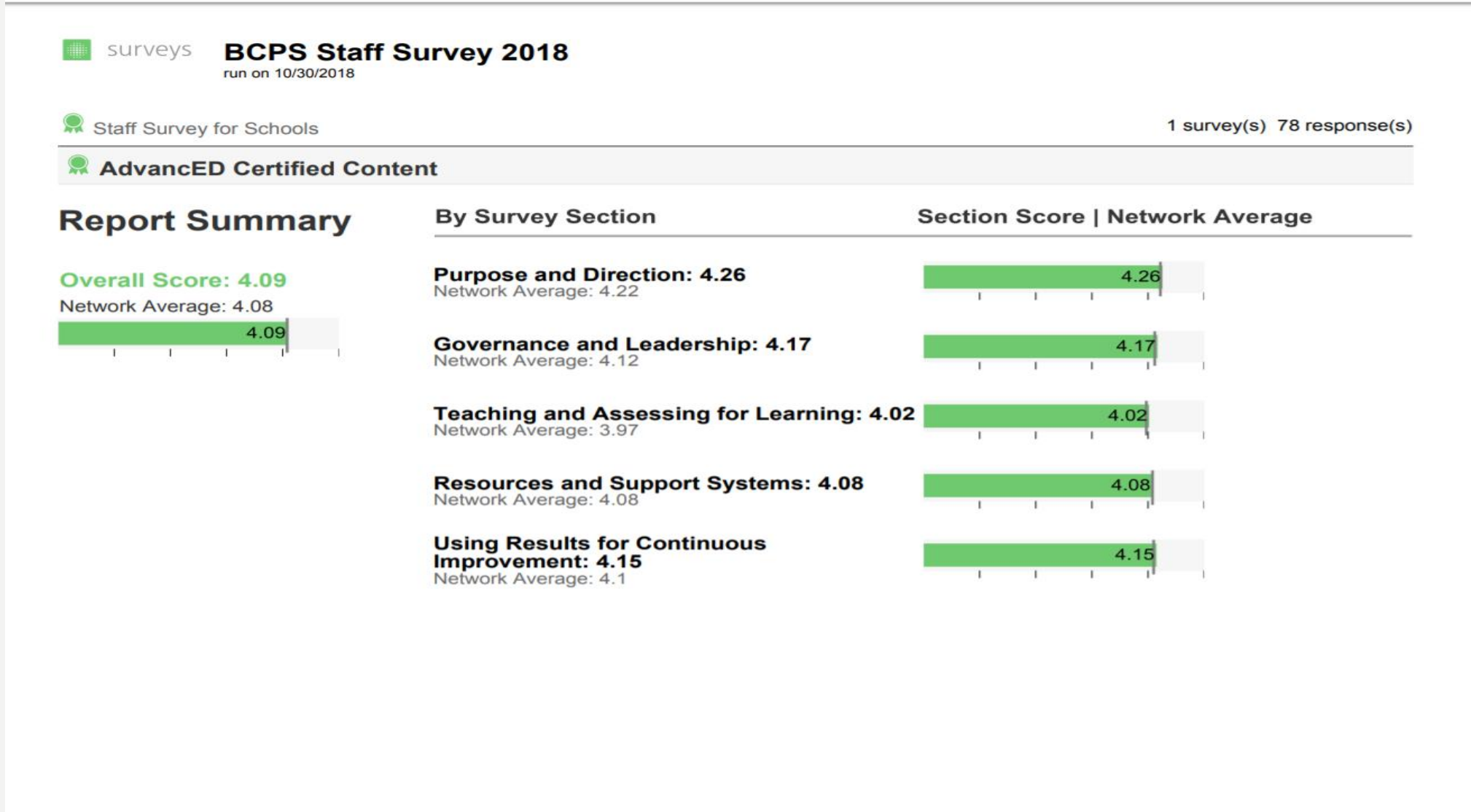
SCHOOL ADVISORY COUNCIL COMPOSITION



- *Principal:* **Leena Itty**
- *SAC Co-Chair:* **Melodie Pinsonnault**
- *SAC Co-Chair:* **Holly Borden**
- *SAF Chair:* **Rebecca Feinberg**
- *Non-Instructional Staff:* **Anthony Johnson**
- *SAC Secretary:* **Nicole Thibeault**
- *Pre-K Rep:*
- *Gifted Designee:* **Anita Catalano**
- *ESE Rep:* **Bach Todaro**
- *ELL Rep:* **Sabrina Metayer**
- *Business Partner:* **Jeff Holness**
- *Business Partner:* **Hilary Leblanc**
- *Community Rep:* **Brandt Shular**
- *BTU Steward:* **Alan Jablonowitz**

BCPS 2017-18 STAFF RESULTS

Summary



BCPS 2017-18 STAFF RESULTS

Highest

surveys **BCPS Staff Survey 2018**
run on 10/30/2018

Staff Survey for Schools

1 survey(s) 78 response(s)

AdvancedED Certified Content

Highest Scoring Items

C1: Our school's purpose statement is clearly focused on student success.



D4: Our school's leaders expect staff members to hold all students to high academic standards.



D6: Our school's leaders hold all staff members accountable for student learning.



G6: Our school leaders monitor data related to student achievement.



C4: Our school's purpose statement is supported by the policies and practices adopted by the school board or governing body.

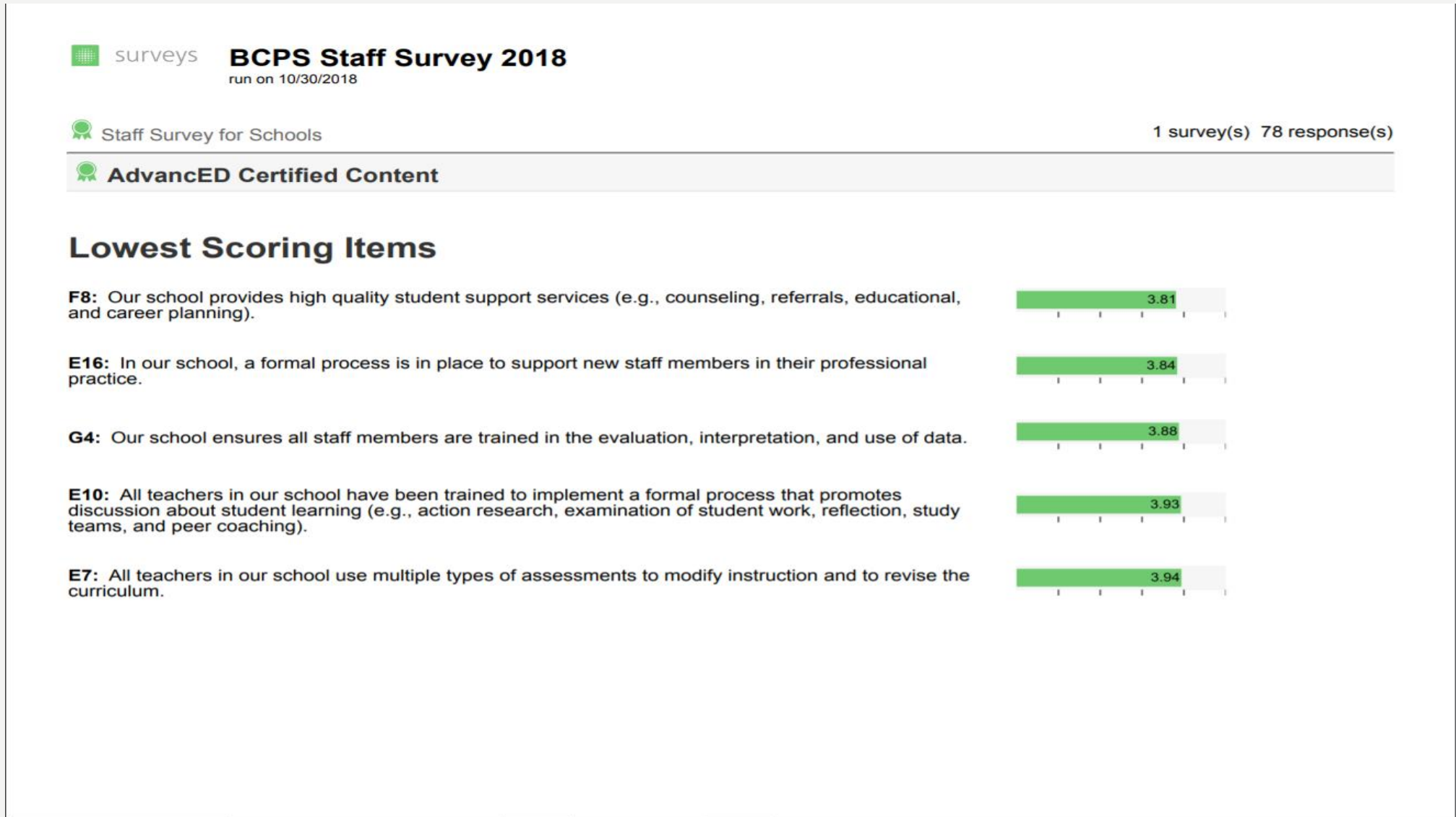


C5: Our school has a continuous improvement process based on data, goals, actions, and measures for growth.



BCPS 2017-18 STAFF RESULTS

Lowest



BCPS 2017-18 STUDENT RESULTS

Summary

surveys **BCPS Student Survey (Elementary 3-5) 2018**
run on 10/30/2018

Student Survey (Elementary) for Schools

1 survey(s) 263 response(s)

AdvancedED Certified Content

Report Summary

Overall Score: 2.68

Network Average: 2.77




By Survey Section

Section Score | Network Average

Purpose and Direction: 2.82

Network Average: 2.9



Governance and Leadership: 2.57

Network Average: 2.68



Teaching and Assessing for Learning: 2.72

Network Average: 2.78



Resources and Support Systems: 2.7

Network Average: 2.82



Using Results for Continuous Improvement: 2.56

Network Average: 2.66



BCPS 2017-18 STUDENT RESULTS

Highest

surveys **BCPS Student Survey (Elementary 3-5) 2018**
run on 10/30/2018

Student Survey (Elementary) for Schools

1 survey(s) 263 response(s)

AdvancedED Certified Content

Highest Scoring Items

D3: In my school my teachers want me to do my best work.

2.95

G3: My principal and teachers help me to be ready for the next grade.

2.89

F3: My school has computers to help me learn.

2.89

E4: My teachers tell me how I should behave and do my work.

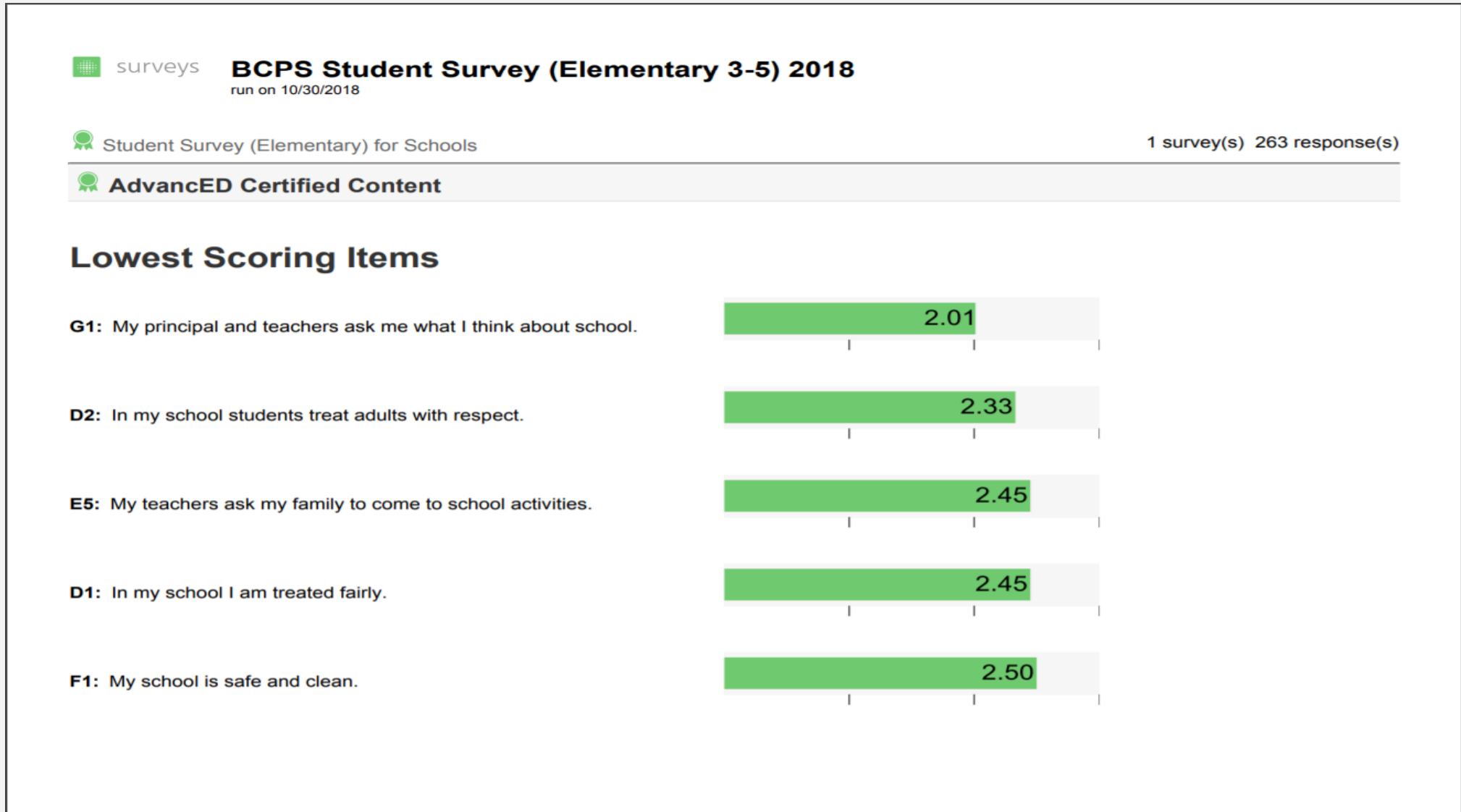
2.87

C1: In my school my principal and teachers want every student to learn.

2.86

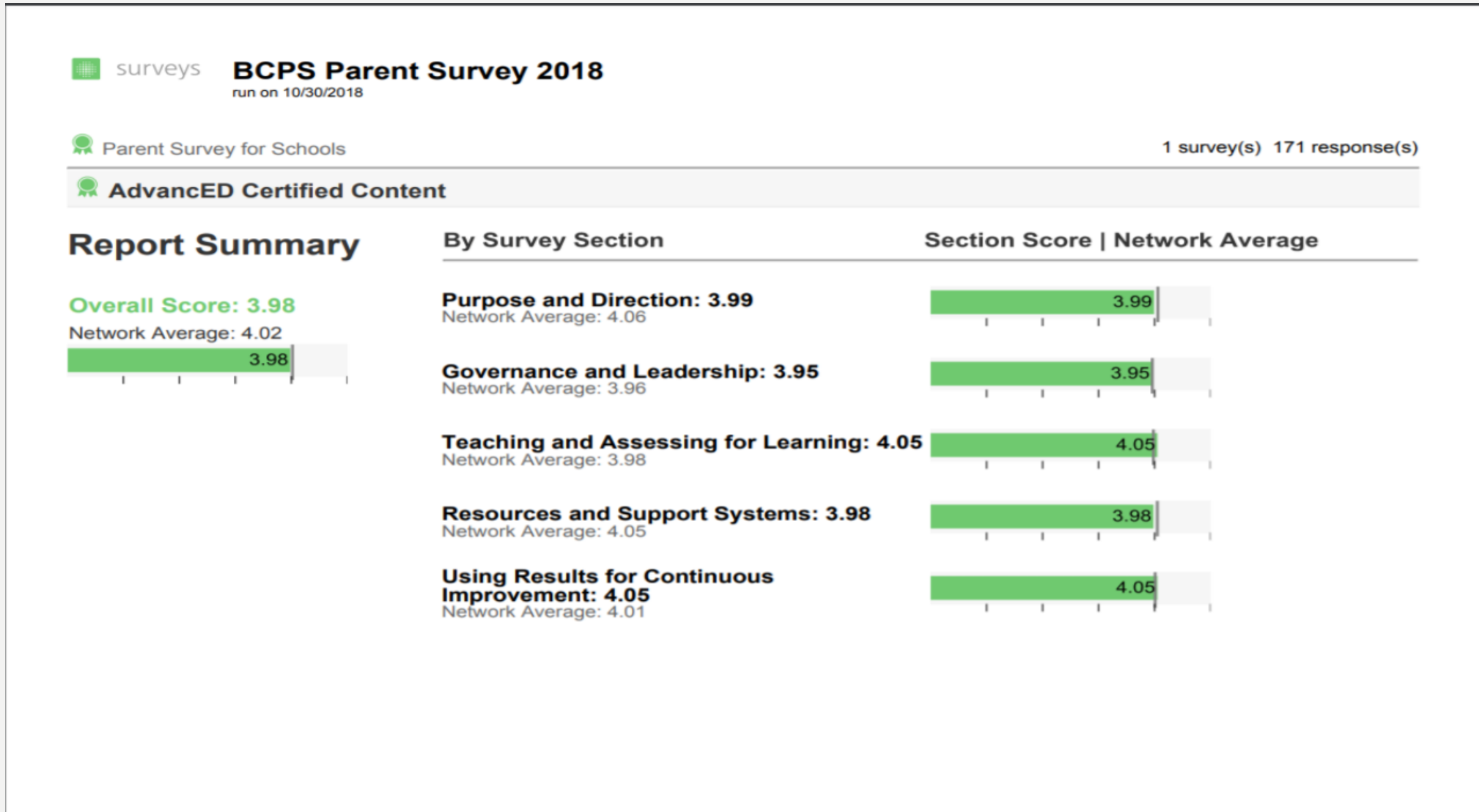
BCPS 2017-18 STUDENT RESULTS

Lowest



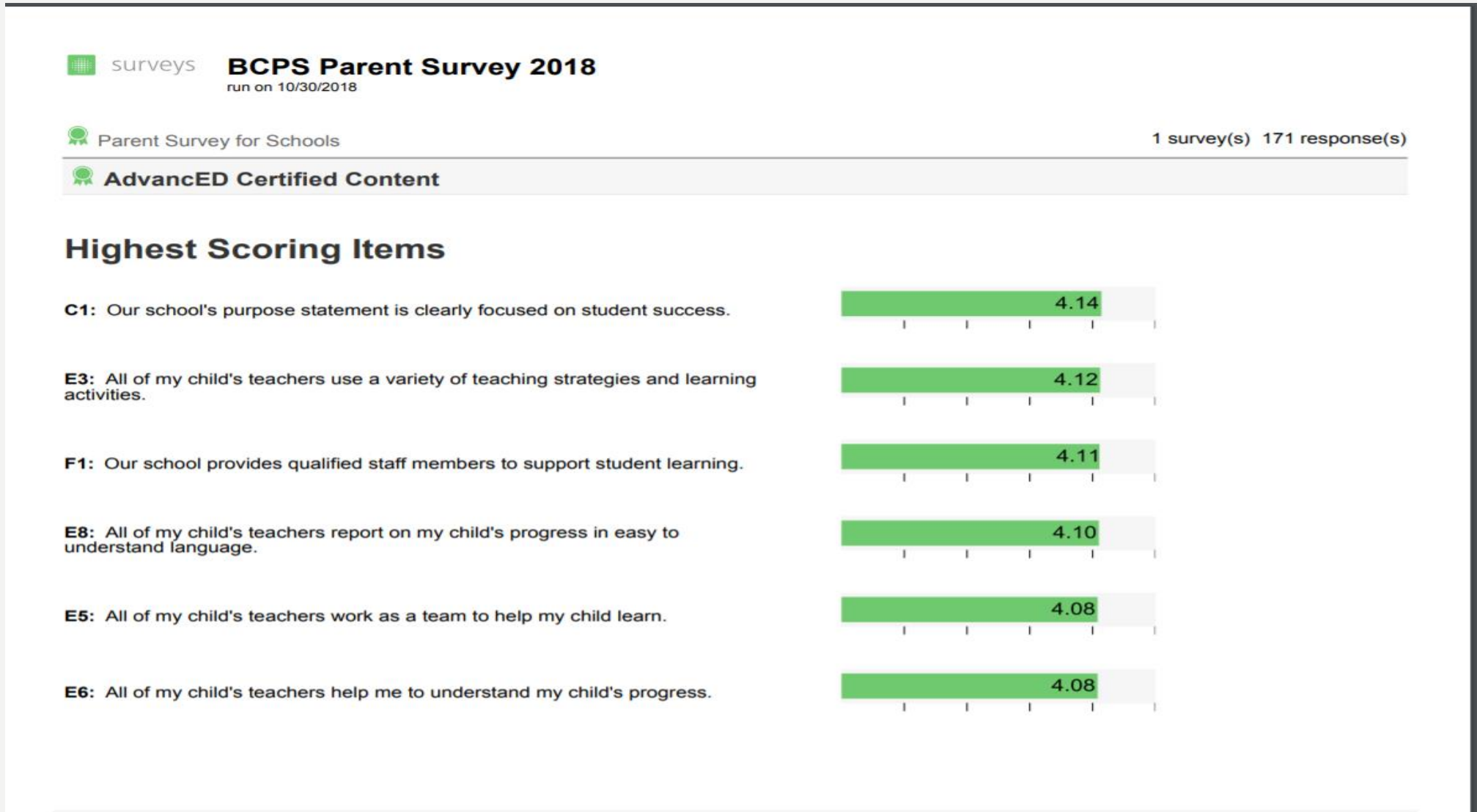
BCPS 2017-18 PARENT RESULTS

Summary



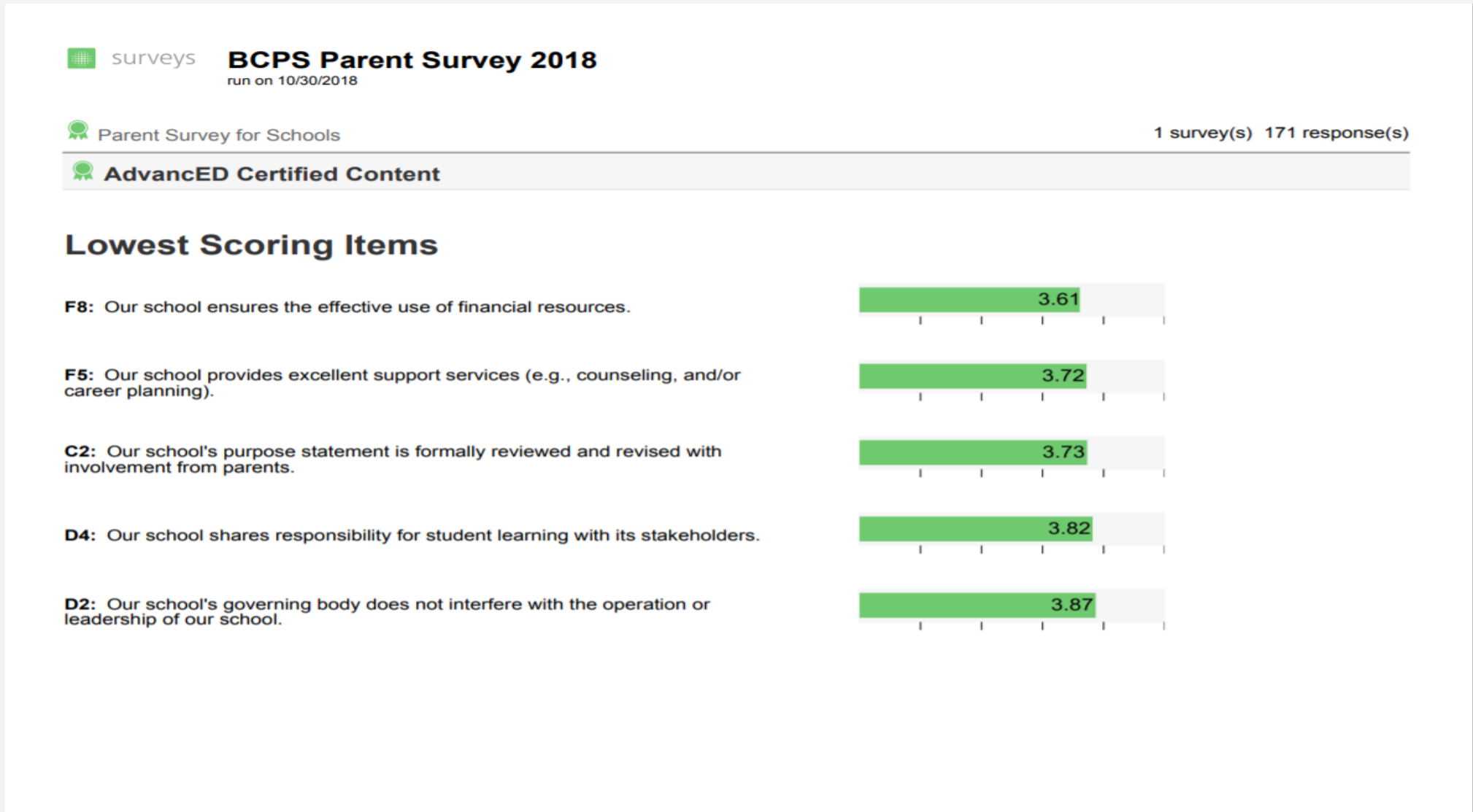
BCPS 2017-18 PARENT RESULTS

Highest



BCPS 2017-18 PARENT RESULTS

Lowest



COLLEGE AND CAREER READINESS DATA COMPARISON

Graduation/College and Career Readiness (Early Warning Indicators)

Data for: 2016-2017

Grade Level	Student Enrollment	% of students with attendance below 90%	% of students with 1 or more suspensions	% of students with course failure in ELA or Math	% of students level 1 in ELA or Math	% of students BAS Off Track	% of students exhibiting 2 or more Early Warning Indicators
KG	114	14.90	0.90	0.00	---	42.20	11.40
01	134	18.70	1.50	0.00	---	28.10	3.70
02	115	11.30	0.90	0.00	---	21.60	3.50
03	131	13.70	0.80	0.00	27.30	---	3.80
04	121	15.70	1.70	0.00	27.40	---	7.40
05	134	14.20	0.00	0.00	35.50	---	5.20

Data For: 2017-2018 (Last updated: 7/18/2018)

Grade Level	Student Enrollment	% of students with attendance below 90%	% of students with 1 or more suspensions	% of students with course failure in ELA or Math	% of students level 1 in ELA or Math	% of students BAS Off Track	% of students exhibiting 2 or more Early Warning Indicators
KG	112	17.90	0.00	0.00	---	39.30	9.80
01	118	13.60	0.00	0.00	---	22.90	5.10
02	144	19.40	0.70	0.00	---	19.40	6.30
03	111	9.90	0.00	0.00	17.10	---	0.90
04	127	14.20	0.80	0.00	15.70	---	2.40
05	119	16.00	0.00	0.00	21.00	---	2.50

TITLE 1 UPDATES

- Parent Training Academy for ELA 10/25
- Parent Training Academy for Math 11/15

MRS. THIBEAULT



PRINCIPAL'S REPORT



MRS. ITTY

MAPLEWOOD ELEMENTARY

TITLE 1

SCHOOL ADVISORY COUNCIL MEETING

NEXT MEETING: NOVEMBER 15, 2018

