

BCPS Student Survey (Elementary 3-5) 2018

run on 10/26/2018



surveys





Report Filters

School:
N/A

Race:
N/A

Grade:
N/A

Gender:
N/A

Ethnicity:
N/A


Tag:
N/A

AdvancED Certified Content

Report Summary

Overall Score: 2.69

Network Average: 2.77



By Survey Section

Section Score | Network Average

Purpose and Direction: 2.85

Network Average: 2.9




Governance and Leadership: 2.59

Network Average: 2.68




Teaching and Assessing for Learning: 2.72

Network Average: 2.78



Resources and Support Systems: 2.69

Network Average: 2.82



Using Results for Continuous Improvement: 2.57

Network Average: 2.66







AdvancED Certified Content

Highest Scoring Items

D3: In my school my teachers want me to do my best work.



C1: In my school my principal and teachers want every student to learn.



F3: My school has computers to help me learn.



E4: My teachers tell me how I should behave and do my work.



G3: My principal and teachers help me to be ready for the next grade.






AdvancED Certified Content

Lowest Scoring Items


G1: My principal and teachers ask me what I think about school.



D2: In my school students treat adults with respect.




D1: In my school I am treated fairly.



F1: My school is safe and clean.



E3: My teachers listen to me.





AdvancedED Certified Content

Demographics

Number of Responses | Percentages of Total Responses

1. Gender

Boy	69	44%
Girl	88	56%

157 respondents

2. Race

American Indian or Alaska Native	7	4%
Asian	13	8%
Black or African American	36	23%
Native Hawaiian or Other Pacific Islander	7	4%
White	49	31%
Two or more races	47	30%

159 respondents

3. Ethnicity

Hispanic 79 49%

Not Hispanic or Latino 81 51%

160 respondents

4. Grade

3rd grade 46 29%

4th grade 64 40%

5th grade 51 32%

161 respondents

AdvancED Certified Content

C. Purpose and Direction

Section score: 2.85 Network average: 2.9

	I Agree	I'm Not Sure	I Don't Agree
	3	2	1
	Number of Responses		
	Percentage of Total Responses		
1. In my school my principal and teachers want every student to learn.	147	3	6
	94%	2%	4%
	156 respondents		
2. In my school I am learning new things that will help me.	130	19	7
	83%	12%	4%
	156 respondents		

D. Governance and Leadership

Section score: 2.59 Network average: 2.68

	I Agree	I'm Not Sure	I Don't Agree
	3	2	1
	Number of Responses		
	Percentage of Total Responses		
1. In my school I am treated fairly.	90	46	18
	58%	30%	12%
	154 respondents		
2. In my school students treat adults with respect.	74	65	15
	48%	42%	10%
	154 respondents		
3. In my school my teachers want me to do my best work.	145	5	4
	94%	3%	3%
	154 respondents		

E. Teaching and Assessing for Learning

Section score: 2.72 Network average: 2.78

	I Agree	I'm Not Sure	I Don't Agree
	3	2	1
	Number of Responses		
	Percentage of Total Responses		
1. My teachers help me learn things I will need in the future.	127	12	8
	86%	8%	5%
147 respondents			
2. My teachers use different activities to help me learn.	125	17	5
	85%	12%	3%
147 respondents			
3. My teachers listen to me.	83	53	11
	56%	36%	7%
147 respondents			
4. My teachers tell me how I should behave and do my work.	132	10	5
	90%	7%	3%
147 respondents			
5. My teachers ask my family to come to school activities.	94	36	17
	64%	24%	12%
147 respondents			
6. My teachers always help me when I need them.	107	34	6
	73%	23%	4%
147 respondents			
7. My teachers tell my family how I am doing in school.	119	20	8

8. My teachers care about students.

147 respondents	81%	14%	5%
	129	13	5
147 respondents	88%	9%	3%

F. Resources and Support Systems

Section score: 2.69 Network average: 2.82

	I Agree	I'm Not Sure	I Don't Agree
	3	2	1
	Number of Responses		
	Percentage of Total Responses		
1. My school is safe and clean.	82	51	12
	57%	35%	8%
	145 respondents		
2. My school has many places where I can learn, such as the library.	121	19	5
	83%	13%	3%
	145 respondents		
3. My school has computers to help me learn.	129	13	3
	89%	9%	2%
	145 respondents		
4. My school wants children in our school to help each other even if we are not friends.	102	27	16
	70%	19%	11%
	145 respondents		

G. Using Results for Continuous Improvement

Section score: 2.57 Network average: 2.66

1. My principal and teachers ask me what I think about school.
2. My principal and teachers tell children when they do a good job.
3. My principal and teachers help me to be ready for the next grade.

	I Agree	I'm Not Sure	I Don't Agree
	3	2	1
	Number of Responses		
	Percentage of Total Responses		
144 respondents	59	39	46
	41%	27%	32%
144 respondents	118	18	8
	82%	13%	6%
144 respondents	130	8	6
	90%	6%	4%

H. Open-Ended Questions

1. What do you like the most about your school?
2. What is one thing you don't like about your school?
3. What is one idea that would make your school a better place?