

BCPS Student Survey (Elementary 3-5) 2018

run on 08/21/2018



surveys





Report Filters

School:
N/A

Race:
N/A

Grade:
N/A

Gender:
N/A

Ethnicity:
N/A


Tag:
N/A

AdvancED Certified Content

Report Summary

Overall Score: 2.78

Network Average: 2.77



By Survey Section

Section Score | Network Average


Purpose and Direction: 2.92

Network Average: 2.9




Governance and Leadership: 2.69

Network Average: 2.68



Teaching and Assessing for Learning: 2.81

Network Average: 2.78



Resources and Support Systems: 2.83

Network Average: 2.82



Using Results for Continuous Improvement: 2.66

Network Average: 2.66







AdvancED Certified Content

Highest Scoring Items


C1: In my school my principal and teachers want every student to learn.




D3: In my school my teachers want me to do my best work.




F3: My school has computers to help me learn.



G3: My principal and teachers help me to be ready for the next grade.



E1: My teachers help me learn things I will need in the future.







AdvancED Certified Content

Lowest Scoring Items


G1: My principal and teachers ask me what I think about school.




D2: In my school students treat adults with respect.




E5: My teachers ask my family to come to school activities.



D1: In my school I am treated fairly.



E3: My teachers listen to me.





AdvancED Certified Content

Demographics

Number of Responses | Percentages of Total Responses

1. Gender

| | | |
|------|-----|-----|
| Boy | 134 | 46% |
| Girl | 156 | 54% |

290 respondents

2. Race

| | | |
|---|-----|-----|
| American Indian or Alaska Native | 11 | 4% |
| Asian | 5 | 2% |
| Black or African American | 88 | 30% |
| Native Hawaiian or Other Pacific Islander | 1 | 1% |
| White | 100 | 34% |
| Two or more races | 83 | 28% |

292 respondents

3. Ethnicity

Hispanic 137 47%

Not Hispanic or Latino 154 53%

291 respondents

4. Grade

3rd grade 95 32%

4th grade 113 38%

5th grade 86 29%

294 respondents

AdvancED Certified Content

C. Purpose and Direction

Section score: 2.92 Network average: 2.9

| | I Agree | I'm Not Sure | I Don't Agree |
|--|-------------------------------|--------------|---------------|
| | 3 | 2 | 1 |
| | Number of Responses | | |
| | Percentage of Total Responses | | |
| 1. In my school my principal and teachers want every student to learn. | 274 | 7 | 2 |
| | 97% | 2% | 1% |
| | 283 respondents | | |
| 2. In my school I am learning new things that will help me. | 253 | 27 | 3 |
| | 89% | 10% | 1% |
| | 283 respondents | | |

D. Governance and Leadership

Section score: 2.69 Network average: 2.68

| | I Agree | I'm Not Sure | I Don't Agree |
|---|-------------------------------|--------------|---------------|
| | 3 | 2 | 1 |
| | Number of Responses | | |
| | Percentage of Total Responses | | |
| 1. In my school I am treated fairly. | 209 | 58 | 15 |
| | 74% | 21% | 5% |
| | 282 respondents | | |
| 2. In my school students treat adults with respect. | 132 | 138 | 12 |
| | 47% | 49% | 4% |
| | 282 respondents | | |
| 3. In my school my teachers want me to do my best work. | 272 | 8 | 2 |
| | 96% | 3% | 1% |
| | 282 respondents | | |

E. Teaching and Assessing for Learning

Section score: 2.81 Network average: 2.78

| | I Agree | I'm Not Sure | I Don't Agree |
|--|-------------------------------|--------------|---------------|
| | 3 | 2 | 1 |
| | Number of Responses | | |
| | Percentage of Total Responses | | |
| 1. My teachers help me learn things I will need in the future. | 260 | 15 | 3 |
| | 94% | 5% | 1% |
| 278 respondents | | | |
| 2. My teachers use different activities to help me learn. | 234 | 39 | 5 |
| | 84% | 14% | 2% |
| 278 respondents | | | |
| 3. My teachers listen to me. | 211 | 53 | 14 |
| | 76% | 19% | 5% |
| 278 respondents | | | |
| 4. My teachers tell me how I should behave and do my work. | 258 | 15 | 5 |
| | 93% | 5% | 2% |
| 278 respondents | | | |
| 5. My teachers ask my family to come to school activities. | 187 | 60 | 31 |
| | 67% | 22% | 11% |
| 278 respondents | | | |
| 6. My teachers always help me when I need them. | 221 | 50 | 7 |
| | 79% | 18% | 3% |
| 278 respondents | | | |
| 7. My teachers tell my family how I am doing in school. | 243 | 25 | 10 |

8. My teachers care about students.

| | | |
|-------------------------------|-----------|-----------|
| 87% 278 respondents | 9% | 4% |
| 258 | 14 | 6 |
| 93% 278 respondents | 5% | 2% |

F. Resources and Support Systems

Section score: 2.83 Network average: 2.82

| | I Agree | I'm Not Sure | I Don't Agree |
|--|-------------------------------|--------------|---------------|
| | 3 | 2 | 1 |
| | Number of Responses | | |
| | Percentage of Total Responses | | |
| 1. My school is safe and clean. | 192 | 62 | 7 |
| | 74% | 24% | 3% |
| 261 respondents | | | |
| 2. My school has many places where I can learn, such as the library. | 229 | 26 | 6 |
| | 88% | 10% | 2% |
| 261 respondents | | | |
| 3. My school has computers to help me learn. | 251 | 8 | 2 |
| | 96% | 3% | 1% |
| 261 respondents | | | |
| 4. My school wants children in our school to help each other even if we are not friends. | 223 | 29 | 9 |
| | 85% | 11% | 3% |
| 261 respondents | | | |

G. Using Results for Continuous Improvement

Section score: 2.66 Network average: 2.66

- 1. My principal and teachers ask me what I think about school.
- 2. My principal and teachers tell children when they do a good job.
- 3. My principal and teachers help me to be ready for the next grade.

| | I Agree | I'm Not Sure | I Don't Agree |
|--|-------------------------------|--------------|---------------|
| | 3 | 2 | 1 |
| | Number of Responses | | |
| | Percentage of Total Responses | | |
| 1. My principal and teachers ask me what I think about school. | 123 | 83 | 55 |
| | 47% | 32% | 21% |
| 261 respondents | | | |
| 2. My principal and teachers tell children when they do a good job. | 203 | 53 | 5 |
| | 78% | 20% | 2% |
| 261 respondents | | | |
| 3. My principal and teachers help me to be ready for the next grade. | 250 | 9 | 2 |
| | 96% | 3% | 1% |
| 261 respondents | | | |

H. Open-Ended Questions

1. What do you like the most about your school?
2. What is one thing you don't like about your school?
3. What is one idea that would make your school a better place?