

BCPS Parent Survey 2018

run on 10/20/2018



surveys





Report Filters

School:

N/A

Race:

N/A

Grade:

N/A

Gender:

N/A

Ethnicity:

N/A

Tag:

N/A

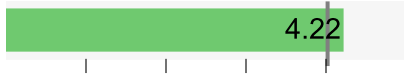


AdvancED Certified Content

Report Summary

Overall Score: 4.22

Network Average: 4.02



By Survey Section

Section Score | Network Average

Purpose and Direction: 4.18

Network Average: 4.06



Governance and Leadership: 4.19

Network Average: 3.96



Teaching and Assessing for Learning: 4.25

Network Average: 3.98



Resources and Support Systems: 4.18

Network Average: 4.05



Using Results for Continuous Improvement: 4.3

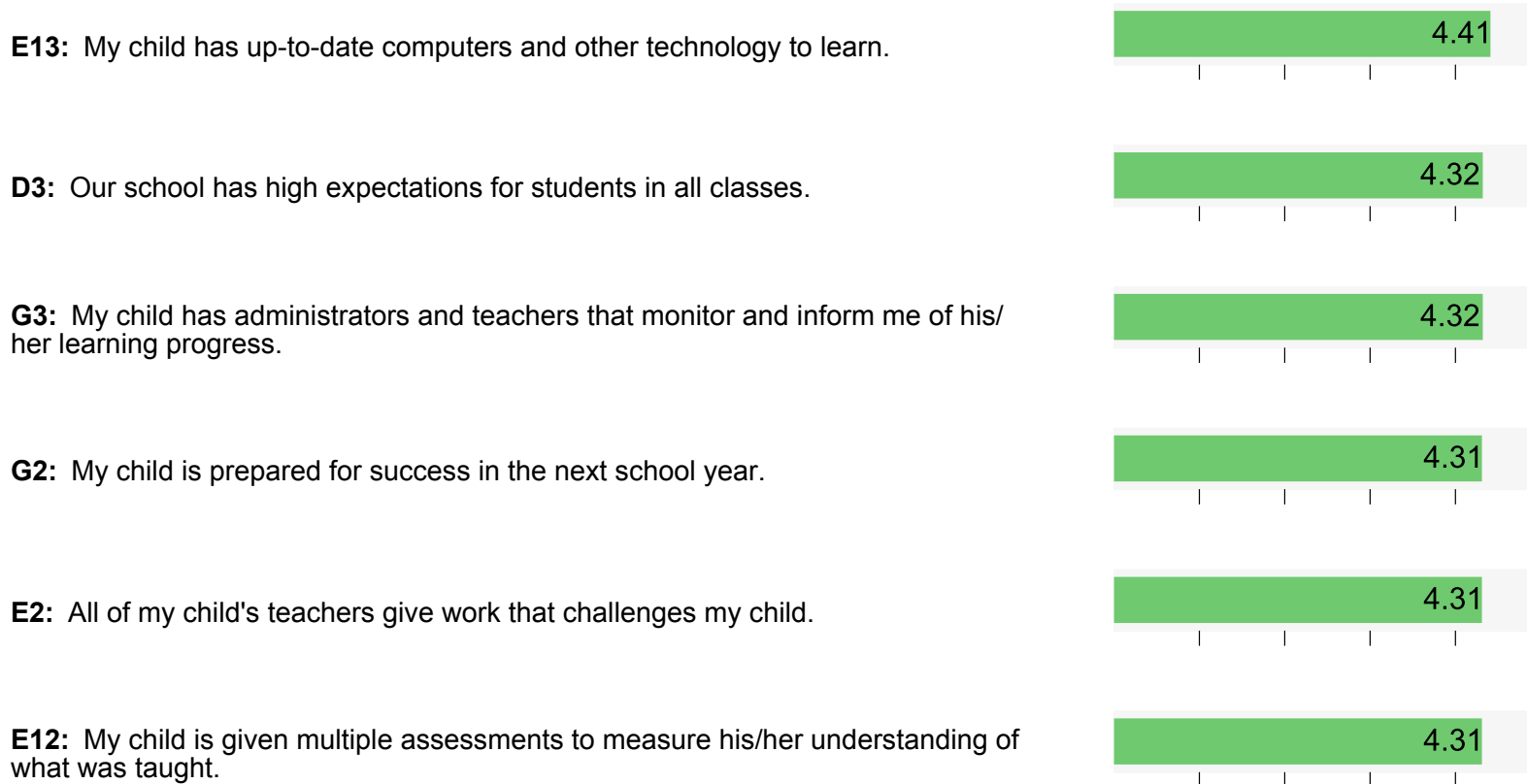
Network Average: 4.01





AdvancED Certified Content

Highest Scoring Items

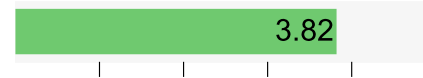




AdvancED Certified Content

Lowest Scoring Items

F5: Our school provides excellent support services (e.g., counseling, and/or career planning).



D2: Our school's governing body does not interfere with the operation or leadership of our school.



C2: Our school's purpose statement is formally reviewed and revised with involvement from parents.



F6: Our school provides opportunities for students to participate in activities that interest them.



E14: My child has access to support services based on his/her identified needs.





AdvancedED Certified Content

Demographics

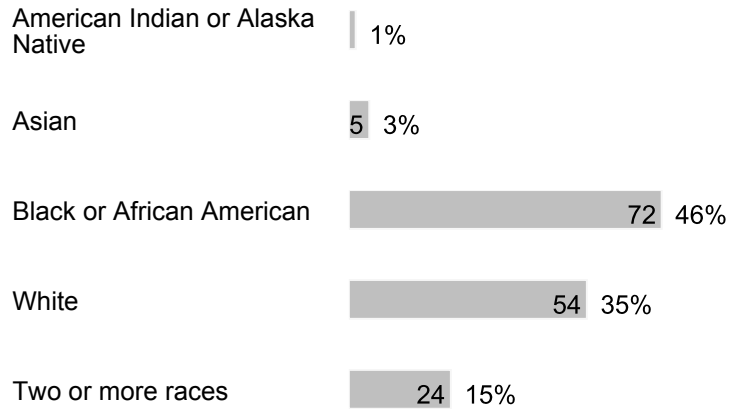
Number of Responses | Percentages of Total Responses

1. Gender



156 respondents

2. Race



156 respondents

3. Ethnicity



Not Hispanic or Latino 92 60%

153 respondents

4. Grade

Pre-K 1%

K 19 12%

1st grade 28 18%

2nd grade 17 11%

3rd grade 32 21%

4th grade 25 16%

5th grade 28 18%

6th grade 1%

7th grade 1%

12th grade 3 2%

156 respondents

AdvancED Certified Content

C. Purpose and Direction

Section score: 4.18 Network average: 4.06

	Strongly Agree	Agree	Neutral	Disagree	Strongly Disagree	Not Applicable
	5	4	3	2	1	
	Number of Responses					
	Percentage of Total Responses					
1. Our school's purpose statement is clearly focused on student success.	59	65	11	3	3	1
	42%	46%	8%	2%	2%	1%
	142 respondents					
2. Our school's purpose statement is formally reviewed and revised with involvement from parents.	49	67	18	7	1	0
	35%	47%	13%	5%	1%	0%
	142 respondents					
3. Our school has established goals and a plan for improving student learning.	60	61	14	3	4	0
	42%	43%	10%	2%	3%	0%
	142 respondents					

D. Governance and Leadership

Section score: 4.19 Network average: 3.96

	Strongly Agree	Agree	Neutral	Disagree	Strongly Disagree	Not Applicable
	5	4	3	2	1	
	Number of Responses					
	Percentage of Total Responses					
1. Our school's governing body operates responsibly and functions effectively.	48	67	17	0	3	1
	35%	49%	13%	0%	2%	1%
	136 respondents					
2. Our school's governing body does not interfere with the operation or leadership of our school.	46	54	29	1	1	5
	34%	40%	21%	1%	1%	4%
	136 respondents					
3. Our school has high expectations for students in all classes.	63	60	6	1	5	1
	46%	44%	4%	1%	4%	1%
	136 respondents					
4. Our school shares responsibility for student learning with its stakeholders.	50	69	10	2	2	3
	37%	51%	7%	1%	1%	2%
	136 respondents					
5. Our school communicates effectively about the school's goals and activities.	58	55	17	2	4	0
	43%	40%	13%	1%	3%	0%
	136 respondents					
6. Our school provides opportunities for stakeholders to be involved in the school.	52	62	16	3	1	2
	38%	46%	12%	2%	1%	1%
	136 respondents					

E. Teaching and Assessing for Learning

Section score: 4.25 Network average: 3.98

	Strongly Agree	Agree	Neutral	Disagree	Strongly Disagree	Not Applicable
	5	4	3	2	1	
	Number of Responses					
	Percentage of Total Responses					
1. All of my child's teachers provide an equitable curriculum that meets his/her learning needs.	58	57	9	6	1	0
	44%	44%	7%	5%	1%	0%
	131 respondents					
2. All of my child's teachers give work that challenges my child.	57	63	8	2	1	0
	44%	48%	6%	2%	1%	0%
	131 respondents					
3. All of my child's teachers use a variety of teaching strategies and learning activities.	60	53	11	5	2	0
	46%	40%	8%	4%	2%	0%
	131 respondents					
4. All of my child's teachers meet his/her learning needs by individualizing instruction.	52	58	13	5	3	0
	40%	44%	10%	4%	2%	0%
	131 respondents					
5. All of my child's teachers work as a team to help my child learn.	53	54	14	8	1	1
	40%	41%	11%	6%	1%	1%
	131 respondents					
6. All of my child's teachers help me to understand my child's progress.	64	49	10	7	1	0
	49%	37%	8%	5%	1%	0%
	131 respondents					
7. All of my child's teachers keep me informed regularly of how my child is being graded.	56	57	9	6	2	1

	43%	44%	7%	5%	2%	1%
	131 respondents					
8. All of my child's teachers report on my child's progress in easy to understand language.	56	59	12	2	2	0
	43%	45%	9%	2%	2%	0%
	131 respondents					
9. My child sees a relationship between what is being taught and his/her everyday life.	52	57	16	5	1	0
	40%	44%	12%	4%	1%	0%
	131 respondents					
10. My child knows the expectations for learning in all classes.	62	54	12	2	1	0
	47%	41%	9%	2%	1%	0%
	131 respondents					
11. My child has at least one adult advocate in the school.	58	46	21	4	1	1
	44%	35%	16%	3%	1%	1%
	131 respondents					
12. My child is given multiple assessments to measure his/her understanding of what was taught.	61	52	15	2	1	0
	47%	40%	11%	2%	1%	0%
	131 respondents					
13. My child has up-to-date computers and other technology to learn.	75	44	7	3	2	0
	57%	34%	5%	2%	2%	0%
	131 respondents					
14. My child has access to support services based on his/her identified needs.	53	54	14	5	4	1
	40%	41%	11%	4%	3%	1%
	131 respondents					

F. Resources and Support Systems

Section score: 4.18 Network average: 4.05

	Strongly Agree	Agree	Neutral	Disagree	Strongly Disagree	Not Applicable
	5	4	3	2	1	
	Number of Responses					
	Percentage of Total Responses					
1. Our school provides qualified staff members to support student learning.	52	56	10	4	2	1
	42%	45%	8%	3%	2%	1%
	125 respondents					
2. Our school provides an adequate supply of learning resources that are current and in good condition.	49	59	11	4	2	0
	39%	47%	9%	3%	2%	0%
	125 respondents					
3. Our school provides a safe learning environment.	56	54	12	1	2	0
	45%	43%	10%	1%	2%	0%
	125 respondents					
4. Our school provides students with access to a variety of information resources to support their learning.	49	64	8	2	2	0
	39%	51%	6%	2%	2%	0%
	125 respondents					
5. Our school provides excellent support services (e.g., counseling, and/or career planning).	41	39	27	11	4	3
	33%	31%	22%	9%	3%	2%
	125 respondents					
6. Our school provides opportunities for students to participate in activities that interest them.	45	57	18	3	1	1
	36%	46%	14%	2%	1%	1%
	125 respondents					
7. Our school ensures that the facilities support student learning.	51	57	13	2	2	0

	41%	46%	10%	2%	2%	0%
	125 respondents					
8. Our school ensures the effective use of financial resources.	48	51	21	1	2	2
	38%	41%	17%	1%	2%	2%
	125 respondents					
9. Our school ensures that instructional time is protected and interruptions are minimized.	50	62	11	0	1	1
	40%	50%	9%	0%	1%	1%
	125 respondents					

G. Using Results for Continuous Improvement

Section score: 4.3 Network average: 4.01

	Strongly Agree	Agree	Neutral	Disagree	Strongly Disagree	Not Applicable
	5	4	3	2	1	
	Number of Responses					
	Percentage of Total Responses					
1. Our school ensures that all staff members monitor and report the achievement of school goals.	53	57	12	2	1	0
	42%	46%	10%	2%	1%	0%
	125 respondents					
2. My child is prepared for success in the next school year.	60	52	8	3	2	0
	48%	42%	6%	2%	2%	0%
	125 respondents					
3. My child has administrators and teachers that monitor and inform me of his/her learning progress.	59	53	7	4	2	0
	47%	42%	6%	3%	2%	0%
	125 respondents					

H. Open-Ended Questions

1. What do you like best about our school?
2. What do you like least about our school?
3. What is one suggestion you would like to offer to improve our school?