

# BCPS Student Survey (Elementary 3-5) 2018

---

run on 10/09/2018



surveys





## Report Filters

**School:**  
N/A

**Race:**  
N/A

**Grade:**  
N/A

**Gender:**  
N/A

**Ethnicity:**  
N/A


**Tag:**  
N/A

## AdvancED Certified Content

### Report Summary

**Overall Score: 2.59**

Network Average: 2.77



#### By Survey Section

#### Section Score | Network Average

**Purpose and Direction: 2.82**

Network Average: 2.9




**Governance and Leadership: 2.48**

Network Average: 2.68



**Teaching and Assessing for Learning: 2.61**

Network Average: 2.78




**Resources and Support Systems: 2.57**

Network Average: 2.82



**Using Results for Continuous Improvement: 2.5**

Network Average: 2.66





## AdvancED Certified Content

### Highest Scoring Items

**D3:** In my school my teachers want me to do my best work.



**F3:** My school has computers to help me learn.



**C1:** In my school my principal and teachers want every student to learn.



**G3:** My principal and teachers help me to be ready for the next grade.



**E4:** My teachers tell me how I should behave and do my work.






## AdvancED Certified Content

### Lowest Scoring Items


**G1:** My principal and teachers ask me what I think about school.



**D2:** In my school students treat adults with respect.




**F1:** My school is safe and clean.



**E5:** My teachers ask my family to come to school activities.



**D1:** In my school I am treated fairly.





## AdvancED Certified Content

### Demographics

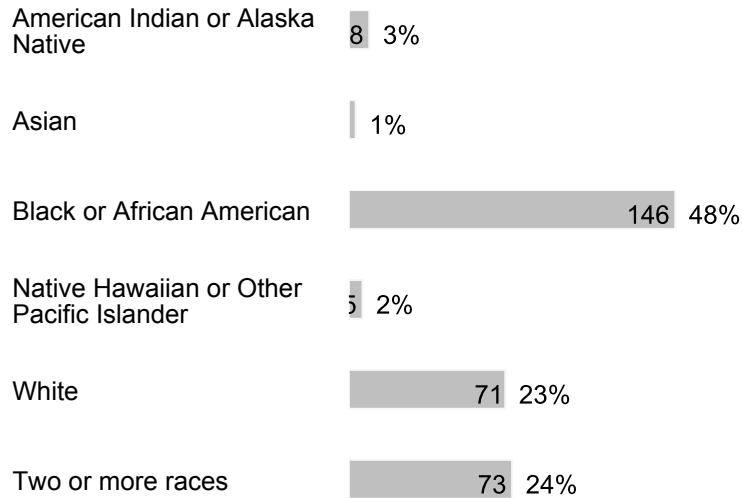
Number of Responses | Percentages of Total Responses

#### 1. Gender



302 respondents

#### 2. Race



305 respondents

#### 3. Ethnicity



300 respondents

4. Grade



305 respondents

**AdvancED Certified Content**

## C. Purpose and Direction

Section score: 2.82 Network average: 2.9

	I Agree	I'm Not Sure	I Don't Agree
	3	2	1
	Number of Responses		
	Percentage of Total Responses		
1. In my school my principal and teachers want every student to learn.	263	37	3
	87%	12%	1%
303 respondents			
2. In my school I am learning new things that will help me.	244	52	7
	81%	17%	2%
303 respondents			



## D. Governance and Leadership

Section score: 2.48 Network average: 2.68

	I Agree	I'm Not Sure	I Don't Agree
	3	2	1
	Number of Responses		
	Percentage of Total Responses		
1. In my school I am treated fairly.	148	106	47
	49%	35%	16%
	301 respondents		
2. In my school students treat adults with respect.	116	124	61
	39%	41%	20%
	301 respondents		
3. In my school my teachers want me to do my best work.	281	15	5
	93%	5%	2%
	301 respondents		

## E. Teaching and Assessing for Learning

Section score: 2.61 Network average: 2.78

	I Agree	I'm Not Sure	I Don't Agree
	3	2	1
	Number of Responses		
	Percentage of Total Responses		
1. My teachers help me learn things I will need in the future.	237	44	14
	80%	15%	5%
	295 respondents		
2. My teachers use different activities to help me learn.	245	39	11
	83%	13%	4%
	295 respondents		
3. My teachers listen to me.	155	103	37
	53%	35%	13%
	295 respondents		
4. My teachers tell me how I should behave and do my work.	248	35	12
	84%	12%	4%
	295 respondents		
5. My teachers ask my family to come to school activities.	140	92	63
	47%	31%	21%
	295 respondents		
6. My teachers always help me when I need them.	186	84	25
	63%	28%	8%
	295 respondents		
7. My teachers tell my family how I am doing in school.	223	55	17

8. My teachers care about students.

	<b>76%</b>	<b>19%</b>	<b>6%</b>
	295 respondents		
	<b>222</b>	<b>46</b>	<b>27</b>
	<b>75%</b>	<b>16%</b>	<b>9%</b>
	295 respondents		

## F. Resources and Support Systems

Section score: 2.57 Network average: 2.82

	I Agree	I'm Not Sure	I Don't Agree
	3	2	1
	Number of Responses		
	Percentage of Total Responses		
1. My school is safe and clean.	123	116	56
	42%	39%	19%
	295 respondents		
2. My school has many places where I can learn, such as the library.	212	57	26
	72%	19%	9%
	295 respondents		
3. My school has computers to help me learn.	275	11	9
	93%	4%	3%
	295 respondents		
4. My school wants children in our school to help each other even if we are not friends.	194	65	36
	66%	22%	12%
	295 respondents		

# G. Using Results for Continuous Improvement

Section score: 2.5 Network average: 2.66

1. My principal and teachers ask me what I think about school.

	I Agree	I'm Not Sure	I Don't Agree
	3	2	1
	Number of Responses		
	Percentage of Total Responses		
294 respondents	<b>96</b>	<b>94</b>	<b>104</b>
	<b>33%</b>	<b>32%</b>	<b>35%</b>

2. My principal and teachers tell children when they do a good job.

294 respondents	<b>210</b>	<b>69</b>	<b>15</b>
	<b>71%</b>	<b>23%</b>	<b>5%</b>

3. My principal and teachers help me to be ready for the next grade.

294 respondents	<b>259</b>	<b>28</b>	<b>7</b>
	<b>88%</b>	<b>10%</b>	<b>2%</b>

## H. Open-Ended Questions

1. What do you like the most about your school?
2. What is one thing you don't like about your school?
3. What is one idea that would make your school a better place?