

# BCPS Parent Survey 2018

---

run on 10/09/2018



surveys





## Report Filters

**School:**  
N/A

**Race:**  
N/A

**Grade:**  
N/A

**Gender:**  
N/A

**Ethnicity:**  
N/A

**Tag:**  
N/A

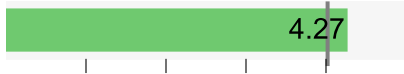


## AdvancED Certified Content

### Report Summary

**Overall Score: 4.27**

Network Average: 4.02



### By Survey Section

### Section Score | Network Average

**Purpose and Direction: 4.14**

Network Average: 4.06



**Governance and Leadership: 4.0**

Network Average: 3.96



**Teaching and Assessing for Learning: 3.75**

Network Average: 3.98



**Resources and Support Systems: 3.94**

Network Average: 4.05



**Using Results for Continuous Improvement: 3.67**

Network Average: 4.01

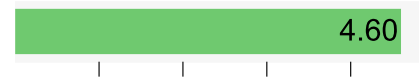





## AdvancED Certified Content

### Highest Scoring Items

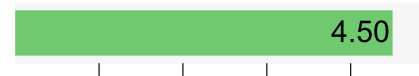
**C2:** Our school's purpose statement is formally reviewed and revised with involvement from parents.



**D3:** Our school has high expectations for students in all classes.




**D4:** Our school shares responsibility for student learning with its stakeholders.



**D5:** Our school communicates effectively about the school's goals and activities.



**D6:** Our school provides opportunities for stakeholders to be involved in the school.



**E3:** All of my child's teachers use a variety of teaching strategies and learning activities.



**E12:** My child is given multiple assessments to measure his/her understanding of what was taught.



**F3:** Our school provides a safe learning environment.



**F4:** Our school provides students with access to a variety of information resources to support their learning.





## AdvancED Certified Content

### Lowest Scoring Items

**F5:** Our school provides excellent support services (e.g., counseling, and/or career planning).



**E1:** All of my child's teachers provide an equitable curriculum that meets his/her learning needs.



**E4:** All of my child's teachers meet his/her learning needs by individualizing instruction.




**E5:** All of my child's teachers work as a team to help my child learn.



**E11:** My child has at least one adult advocate in the school.



**F6:** Our school provides opportunities for students to participate in activities that interest them.



**G3:** My child has administrators and teachers that monitor and inform me of his/her learning progress.







## AdvancED Certified Content

# Demographics

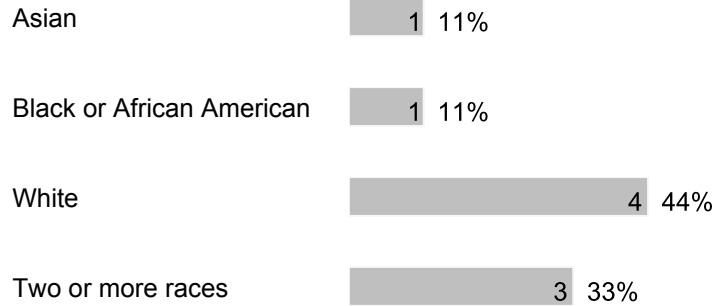
Number of Responses | Percentages of Total Responses

### 1. Gender



9 respondents

### 2. Race



9 respondents


### 3. Ethnicity





9 respondents

4. Grade



9 respondents

**AdvancED Certified Content**

## C. Purpose and Direction

Section score: 4.14 Network average: 4.06

	Strongly Agree	Agree	Neutral	Disagree	Strongly Disagree	Not Applicable
	5	4	3	2	1	
	Number of Responses					
	Percentage of Total Responses					
1. Our school's purpose statement is clearly focused on student success.	4	1	1	1	0	0
	57%	14%	14%	14%	0%	0%
	7 respondents					
2. Our school's purpose statement is formally reviewed and revised with involvement from parents.	3	3	0	1	0	0
	43%	43%	0%	14%	0%	0%
	7 respondents					
3. Our school has established goals and a plan for improving student learning.	4	1	1	1	0	0
	57%	14%	14%	14%	0%	0%
	7 respondents					

## D. Governance and Leadership

Section score: 4.0 Network average: 3.96

	Strongly Agree	Agree	Neutral	Disagree	Strongly Disagree	Not Applicable
	5	4	3	2	1	
	Number of Responses					
	Percentage of Total Responses					
1. Our school's governing body operates responsibly and functions effectively.	1	4	0	0	1	0
	17%	67%	0%	0%	17%	0%
	6 respondents					
2. Our school's governing body does not interfere with the operation or leadership of our school.	1	3	0	0	0	2
	17%	50%	0%	0%	0%	33%
	6 respondents					
3. Our school has high expectations for students in all classes.	4	0	1	0	1	0
	67%	0%	17%	0%	17%	0%
	6 respondents					
4. Our school shares responsibility for student learning with its stakeholders.	3	2	0	0	1	0
	50%	33%	0%	0%	17%	0%
	6 respondents					
5. Our school communicates effectively about the school's goals and activities.	3	2	0	0	1	0
	50%	33%	0%	0%	17%	0%
	6 respondents					
6. Our school provides opportunities for stakeholders to be involved in the school.	3	2	0	1	0	0
	50%	33%	0%	17%	0%	0%
	6 respondents					

# E. Teaching and Assessing for Learning

Section score: 3.75 Network average: 3.98

	Strongly Agree	Agree	Neutral	Disagree	Strongly Disagree	Not Applicable
	5	4	3	2	1	
	Number of Responses					
	Percentage of Total Responses					
1. All of my child's teachers provide an equitable curriculum that meets his/her learning needs.	2	2	0	2	0	0
	33%	33%	0%	33%	0%	0%
	6 respondents					
2. All of my child's teachers give work that challenges my child.	2	3	1	0	0	0
	33%	50%	17%	0%	0%	0%
	6 respondents					
3. All of my child's teachers use a variety of teaching strategies and learning activities.	3	0	2	0	1	0
	50%	0%	33%	0%	17%	0%
	6 respondents					
4. All of my child's teachers meet his/her learning needs by individualizing instruction.	2	1	0	2	1	0
	33%	17%	0%	33%	17%	0%
	6 respondents					
5. All of my child's teachers work as a team to help my child learn.	2	1	0	2	1	0
	33%	17%	0%	33%	17%	0%
	6 respondents					
6. All of my child's teachers help me to understand my child's progress.	2	1	1	1	1	0
	33%	17%	17%	17%	17%	0%
	6 respondents					
7. All of my child's teachers keep me informed regularly of how my child is being graded.	2	1	1	1	1	0

	<b>33%</b> 6 respondents	<b>17%</b>	<b>17%</b>	<b>17%</b>	<b>17%</b>	<b>0%</b>
<b>8.</b> All of my child's teachers report on my child's progress in easy to understand language.	<b>2</b> <b>33%</b> 6 respondents	<b>1</b> <b>17%</b>	<b>2</b> <b>33%</b>	<b>1</b> <b>17%</b>	<b>0</b> <b>0%</b>	<b>0</b> <b>0%</b>
<b>9.</b> My child sees a relationship between what is being taught and his/her everyday life.	<b>3</b> <b>50%</b> 6 respondents	<b>1</b> <b>17%</b>	<b>1</b> <b>17%</b>	<b>1</b> <b>17%</b>	<b>0</b> <b>0%</b>	<b>0</b> <b>0%</b>
<b>10.</b> My child knows the expectations for learning in all classes.	<b>4</b> <b>67%</b> 6 respondents	<b>0</b> <b>0%</b>	<b>1</b> <b>17%</b>	<b>1</b> <b>17%</b>	<b>0</b> <b>0%</b>	<b>0</b> <b>0%</b>
<b>11.</b> My child has at least one adult advocate in the school.	<b>3</b> <b>50%</b> 6 respondents	<b>1</b> <b>17%</b>	<b>1</b> <b>17%</b>	<b>1</b> <b>17%</b>	<b>0</b> <b>0%</b>	<b>0</b> <b>0%</b>
<b>12.</b> My child is given multiple assessments to measure his/her understanding of what was taught.	<b>4</b> <b>67%</b> 6 respondents	<b>0</b> <b>0%</b>	<b>1</b> <b>17%</b>	<b>1</b> <b>17%</b>	<b>0</b> <b>0%</b>	<b>0</b> <b>0%</b>
<b>13.</b> My child has up-to-date computers and other technology to learn.	<b>4</b> <b>67%</b> 6 respondents	<b>0</b> <b>0%</b>	<b>0</b> <b>0%</b>	<b>2</b> <b>33%</b>	<b>0</b> <b>0%</b>	<b>0</b> <b>0%</b>
<b>14.</b> My child has access to support services based on his/her identified needs.	<b>4</b> <b>67%</b> 6 respondents	<b>0</b> <b>0%</b>	<b>0</b> <b>0%</b>	<b>2</b> <b>33%</b>	<b>0</b> <b>0%</b>	<b>0</b> <b>0%</b>

## F. Resources and Support Systems

Section score: 3.94 Network average: 4.05

	Strongly Agree	Agree	Neutral	Disagree	Strongly Disagree	Not Applicable
	5	4	3	2	1	
	Number of Responses					
	Percentage of Total Responses					
1. Our school provides qualified staff members to support student learning.	3	1	2	0	0	0
	50%	17%	33%	0%	0%	0%
	6 respondents					
2. Our school provides an adequate supply of learning resources that are current and in good condition.	3	1	2	0	0	0
	50%	17%	33%	0%	0%	0%
	6 respondents					
3. Our school provides a safe learning environment.	3	2	1	0	0	0
	50%	33%	17%	0%	0%	0%
	6 respondents					
4. Our school provides students with access to a variety of information resources to support their learning.	4	0	1	1	0	0
	67%	0%	17%	17%	0%	0%
	6 respondents					
5. Our school provides excellent support services (e.g., counseling, and/or career planning).	3	0	1	1	1	0
	50%	0%	17%	17%	17%	0%
	6 respondents					
6. Our school provides opportunities for students to participate in activities that interest them.	2	1	1	1	1	0
	33%	17%	17%	17%	17%	0%
	6 respondents					
7. Our school ensures that the facilities support student learning.	3	1	1	0	1	0

	<b>50%</b>	<b>17%</b>	<b>17%</b>	<b>0%</b>	<b>17%</b>	<b>0%</b>
	6 respondents					
<b>8. Our school ensures the effective use of financial resources.</b>	<b>3</b>	<b>1</b>	<b>1</b>	<b>0</b>	<b>1</b>	<b>0</b>
	<b>50%</b>	<b>17%</b>	<b>17%</b>	<b>0%</b>	<b>17%</b>	<b>0%</b>
	6 respondents					
<b>9. Our school ensures that instructional time is protected and interruptions are minimized.</b>	<b>3</b>	<b>1</b>	<b>2</b>	<b>0</b>	<b>0</b>	<b>0</b>
	<b>50%</b>	<b>17%</b>	<b>33%</b>	<b>0%</b>	<b>0%</b>	<b>0%</b>
	6 respondents					

# G. Using Results for Continuous Improvement

Section score: 3.67 Network average: 4.01

	Strongly Agree	Agree	Neutral	Disagree	Strongly Disagree	Not Applicable
	5	4	3	2	1	
	Number of Responses					
	Percentage of Total Responses					
1. Our school ensures that all staff members monitor and report the achievement of school goals.	3	1	1	0	1	0
	50%	17%	17%	0%	17%	0%
	6 respondents					
2. My child is prepared for success in the next school year.	4	0	0	2	0	0
	67%	0%	0%	33%	0%	0%
	6 respondents					
3. My child has administrators and teachers that monitor and inform me of his/her learning progress.	2	1	0	2	1	0
	33%	17%	0%	33%	17%	0%
	6 respondents					



## H. Open-Ended Questions

1. What do you like best about our school?
2. What do you like least about our school?
3. What is one suggestion you would like to offer to improve our school?