

# BCPS Student Survey (Elementary 3-5) 2018

---

run on 04/22/2019



surveys





Student Survey (Elementary) for Schools

Date(s): 12/31/1969 - 12/31/1969

1 survey(s) 390 response(s)

## Report Filters

**School:**

Silver Ridge Elementary School

**Race:**

N/A

**Grade:**

N/A

**Gender:**

N/A

**Ethnicity:**

N/A

**Tag:**

N/A

AdvancED Certified Content

## Report Summary

**Overall Score: 2.72**

Network Average: 2.77



### By Survey Section

### Section Score | Network Average

**Purpose and Direction: 2.85**

Network Average: 2.9



**Governance and Leadership: 2.66**

Network Average: 2.68



**Teaching and Assessing for Learning: 2.76**

Network Average: 2.78



**Resources and Support Systems: 2.78**

Network Average: 2.82



**Using Results for Continuous Improvement: 2.53**

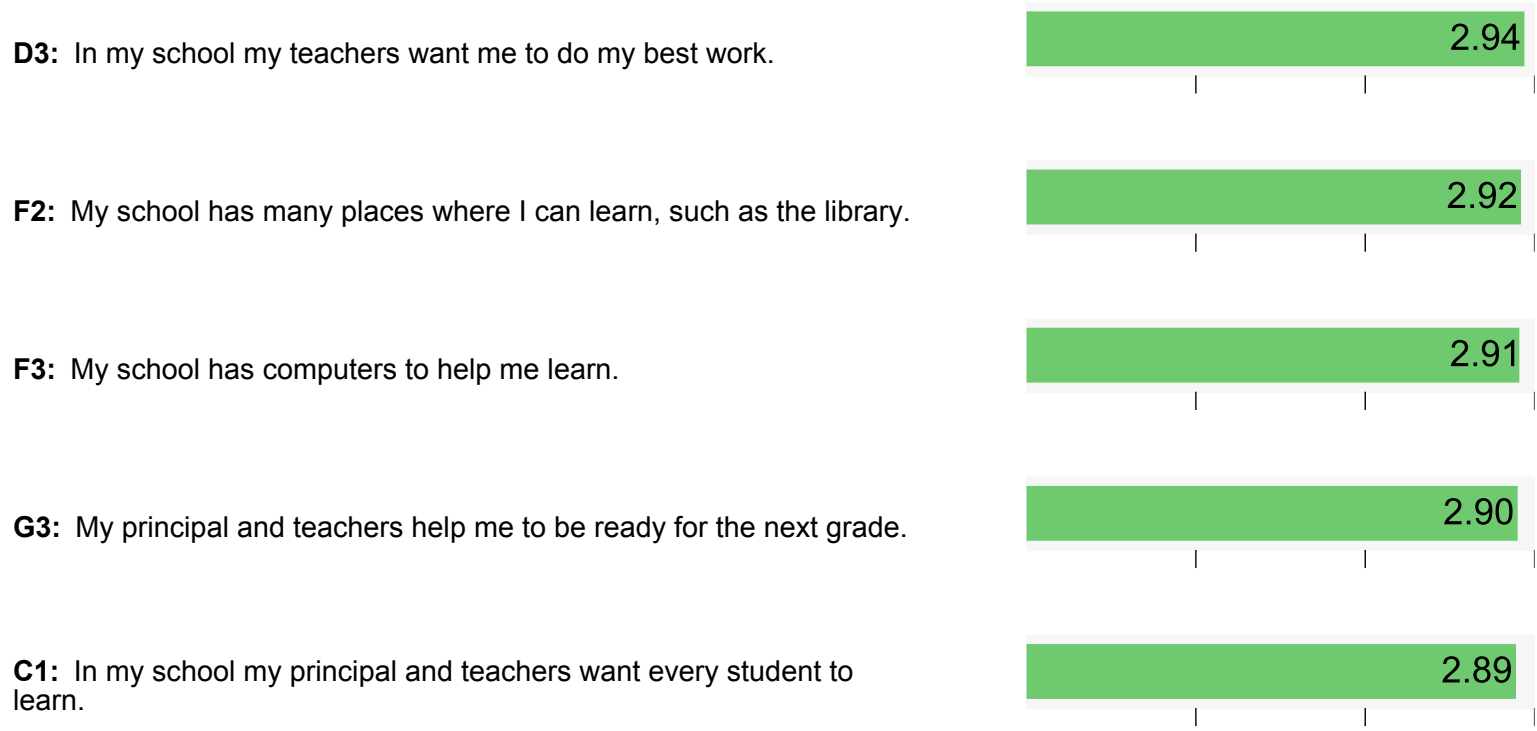
Network Average: 2.66





## AdvancED Certified Content

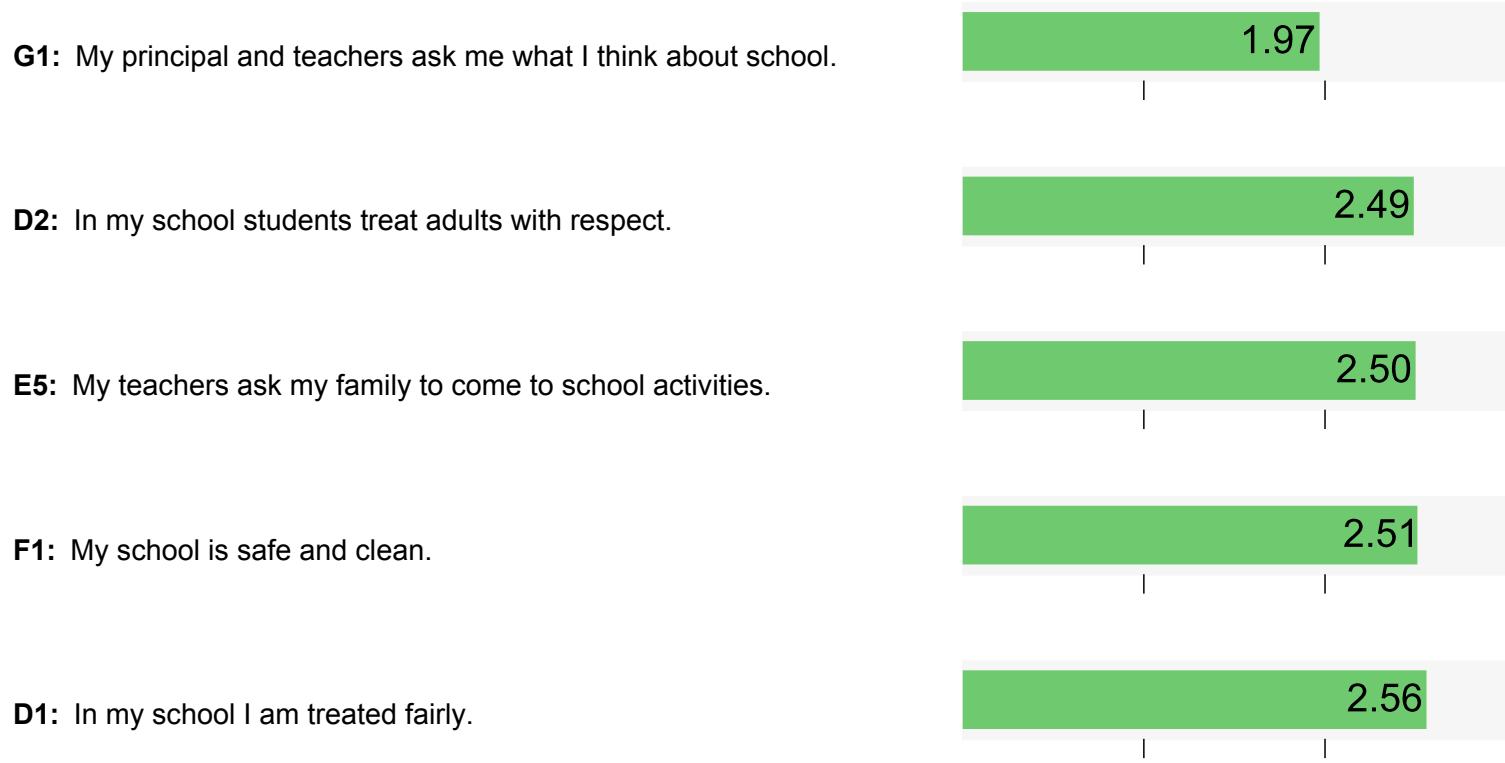
### Highest Scoring Items





## AdvancED Certified Content

### Lowest Scoring Items





## AdvancED Certified Content

### Demographics

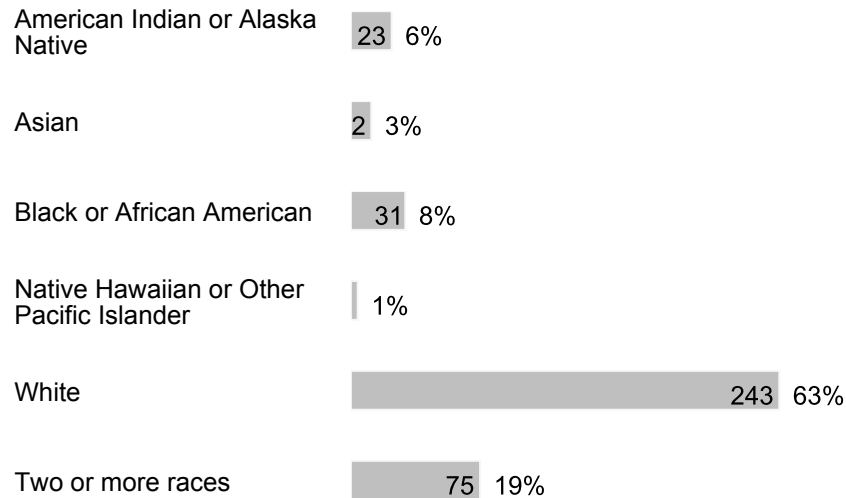
Number of Responses | Percentages of Total Responses

#### 1. Gender



389 respondents

#### 2. Race



386 respondents

### 3. Ethnicity



384 respondents

### 4. Grade



390 respondents

**AdvancED Certified Content**

## C. Purpose and Direction

Section score: 2.85 Network average: 2.9

	I Agree	I'm Not Sure	I Don't Agree
	3	2	1
	Number of Responses		
	Percentage of Total Responses		
1. In my school my principal and teachers want every student to learn.	352	32	5
	90%	8%	1%
	389 respondents		
2. In my school I am learning new things that will help me.	320	63	6
	82%	16%	2%
	389 respondents		



## D. Governance and Leadership

Section score: 2.66 Network average: 2.68

	I Agree	I'm Not Sure	I Don't Agree
	3	2	1
	Number of Responses		
	Percentage of Total Responses		
1. In my school I am treated fairly.	240	123	24
	62%	32%	6%
	387 respondents		
2. In my school students treat adults with respect.	203	171	13
	52%	44%	3%
	387 respondents		
3. In my school my teachers want me to do my best work.	372	7	8
	96%	2%	2%
	387 respondents		

## E. Teaching and Assessing for Learning

Section score: 2.76 Network average: 2.78

	I Agree	I'm Not Sure	I Don't Agree
	3	2	1
	Number of Responses		
	Percentage of Total Responses		
1. My teachers help me learn things I will need in the future.	328	43	9
	86%	11%	2%
380 respondents			
2. My teachers use different activities to help me learn.	328	44	8
	86%	12%	2%
380 respondents			
3. My teachers listen to me.	271	94	15
	71%	25%	4%
380 respondents			
4. My teachers tell me how I should behave and do my work.	337	36	7
	89%	9%	2%
380 respondents			
5. My teachers ask my family to come to school activities.	231	107	42
	61%	28%	11%
380 respondents			
6. My teachers always help me when I need them.	289	76	15
	76%	20%	4%
380 respondents			
7. My teachers tell my family how I am doing in school.	325	43	12

8. My teachers care about students.

	<b>86%</b>	<b>11%</b>	<b>3%</b>
380 respondents			
	<b>329</b>	<b>33</b>	<b>18</b>
	<b>87%</b>	<b>9%</b>	<b>5%</b>
380 respondents			

## F. Resources and Support Systems

Section score: 2.78 Network average: 2.82

	I Agree	I'm Not Sure	I Don't Agree
	3	2	1
	Number of Responses		
	Percentage of Total Responses		
1. My school is safe and clean.	214	144	22
	56%	38%	6%
	380 respondents		
2. My school has many places where I can learn, such as the library.	356	18	6
	94%	5%	2%
	380 respondents		
3. My school has computers to help me learn.	356	14	10
	94%	4%	3%
	380 respondents		
4. My school wants children in our school to help each other even if we are not friends.	308	59	13
	81%	16%	3%
	380 respondents		

## G. Using Results for Continuous Improvement

Section score: 2.53 Network average: 2.66

1. My principal and teachers ask me what I think about school.

	I Agree	I'm Not Sure	I Don't Agree
	3	2	1
	Number of Responses		
	Percentage of Total Responses		
379 respondents	115	137	127
	30%	36%	34%

2. My principal and teachers tell children when they do a good job.

379 respondents	282	87	10
	74%	23%	3%

3. My principal and teachers help me to be ready for the next grade.

379 respondents	347	26	6
	92%	7%	2%

## H. Open-Ended Questions

1. What do you like the most about your school?
2. What is one thing you don't like about your school?
3. What is one idea that would make your school a better place?