

BCPS Parent Survey 2018

run on 04/22/2019



surveys





Report Filters

School:

Silver Ridge Elementary School

Race:

N/A

Grade:

N/A

Gender:

N/A

Ethnicity:

N/A

Tag:

N/A

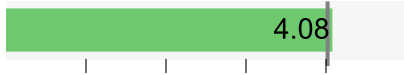


AdvancED Certified Content

Report Summary

Overall Score: 4.08

Network Average: 4.02



By Survey Section

Section Score | Network Average

Purpose and Direction: 3.99

Network Average: 4.06



Governance and Leadership: 4.01

Network Average: 3.96



Teaching and Assessing for Learning: 4.12

Network Average: 3.98



Resources and Support Systems: 4.06

Network Average: 4.05



Using Results for Continuous Improvement: 4.11

Network Average: 4.01






AdvancED Certified Content

Highest Scoring Items

F3: Our school provides a safe learning environment.



E3: All of my child's teachers use a variety of teaching strategies and learning activities.




F1: Our school provides qualified staff members to support student learning.



G2: My child is prepared for success in the next school year.



E8: All of my child's teachers report on my child's progress in easy to understand language.

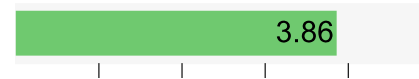




AdvancED Certified Content

Lowest Scoring Items

C2: Our school's purpose statement is formally reviewed and revised with involvement from parents.



F5: Our school provides excellent support services (e.g., counseling, and/or career planning).



D2: Our school's governing body does not interfere with the operation or leadership of our school.



F8: Our school ensures the effective use of financial resources.



F6: Our school provides opportunities for students to participate in activities that interest them.





AdvancED Certified Content

Demographics

Number of Responses | Percentages of Total Responses

1. Gender

Male	75	31%
Female	169	69%

244 respondents

2. Race

American Indian or Alaska Native	0	0%
Asian	9	4%
Black or African American	13	5%
Native Hawaiian or Other Pacific Islander	1	1%
White	192	79%
Two or more races	25	10%

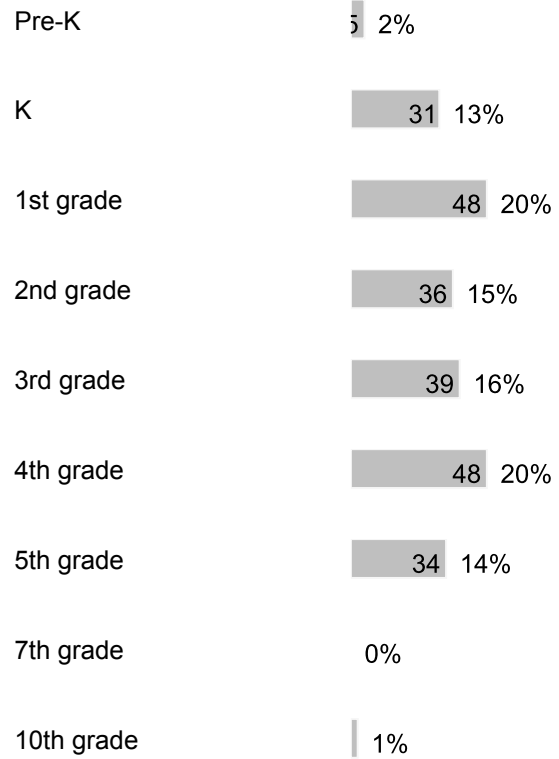
242 respondents

3. Ethnicity



241 respondents

4. Grade



244 respondents

AdvancED Certified Content

C. Purpose and Direction

Section score: 3.99 Network average: 4.06

	Strongly Agree	Agree	Neutral	Disagree	Strongly Disagree	Not Applicable
	5	4	3	2	1	
	Number of Responses					
	Percentage of Total Responses					
1. Our school's purpose statement is clearly focused on student success.	77	103	29	8	4	6
	34%	45%	13%	4%	2%	3%
	227 respondents					
2. Our school's purpose statement is formally reviewed and revised with involvement from parents.	64	75	61	14	4	9
	28%	33%	27%	6%	2%	4%
	227 respondents					
3. Our school has established goals and a plan for improving student learning.	80	93	35	6	8	5
	35%	41%	15%	3%	4%	2%
	227 respondents					

D. Governance and Leadership

Section score: 4.01 Network average: 3.96

	Strongly Agree	Agree	Neutral	Disagree	Strongly Disagree	Not Applicable
	5	4	3	2	1	
	Number of Responses					
	Percentage of Total Responses					
1. Our school's governing body operates responsibly and functions effectively.	69	94	30	9	6	7
	32%	44%	14%	4%	3%	3%
	215 respondents					
2. Our school's governing body does not interfere with the operation or leadership of our school.	58	76	57	8	5	11
	27%	35%	27%	4%	2%	5%
	215 respondents					
3. Our school has high expectations for students in all classes.	80	100	21	9	5	0
	37%	47%	10%	4%	2%	0%
	215 respondents					
4. Our school shares responsibility for student learning with its stakeholders.	65	99	32	6	7	6
	30%	46%	15%	3%	3%	3%
	215 respondents					
5. Our school communicates effectively about the school's goals and activities.	80	84	22	22	7	0
	37%	39%	10%	10%	3%	0%
	215 respondents					
6. Our school provides opportunities for stakeholders to be involved in the school.	80	87	28	11	4	5
	37%	40%	13%	5%	2%	2%
	215 respondents					

E. Teaching and Assessing for Learning

Section score: 4.12 Network average: 3.98

	Strongly Agree	Agree	Neutral	Disagree	Strongly Disagree	Not Applicable
	5	4	3	2	1	
	Number of Responses					
	Percentage of Total Responses					
1. All of my child's teachers provide an equitable curriculum that meets his/her learning needs.	89	78	17	12	9	0
	43%	38%	8%	6%	4%	0%
	205 respondents					
2. All of my child's teachers give work that challenges my child.	87	83	20	8	7	0
	42%	40%	10%	4%	3%	0%
	205 respondents					
3. All of my child's teachers use a variety of teaching strategies and learning activities.	95	81	14	7	8	0
	46%	40%	7%	3%	4%	0%
	205 respondents					
4. All of my child's teachers meet his/her learning needs by individualizing instruction.	78	75	28	13	11	0
	38%	37%	14%	6%	5%	0%
	205 respondents					
5. All of my child's teachers work as a team to help my child learn.	89	79	17	11	7	2
	43%	39%	8%	5%	3%	1%
	205 respondents					
6. All of my child's teachers help me to understand my child's progress.	99	64	20	11	10	1
	48%	31%	10%	5%	5%	0%
	205 respondents					
7. All of my child's teachers keep me informed regularly of how my child is being graded.	86	70	23	15	10	1

	42%	34%	11%	7%	5%	0%
	205 respondents					
8. All of my child's teachers report on my child's progress in easy to understand language.	100	71	14	12	7	1
	49%	35%	7%	6%	3%	0%
	205 respondents					
9. My child sees a relationship between what is being taught and his/her everyday life.	75	81	27	15	6	1
	37%	40%	13%	7%	3%	0%
	205 respondents					
10. My child knows the expectations for learning in all classes.	81	94	17	6	5	2
	40%	46%	8%	3%	2%	1%
	205 respondents					
11. My child has at least one adult advocate in the school.	81	84	27	2	6	5
	40%	41%	13%	1%	3%	2%
	205 respondents					
12. My child is given multiple assessments to measure his/her understanding of what was taught.	84	94	18	5	4	0
	41%	46%	9%	2%	2%	0%
	205 respondents					
13. My child has up-to-date computers and other technology to learn.	66	102	21	10	3	3
	32%	50%	10%	5%	1%	1%
	205 respondents					
14. My child has access to support services based on his/her identified needs.	84	70	29	8	7	7
	41%	34%	14%	4%	3%	3%
	205 respondents					

F. Resources and Support Systems

Section score: 4.06 Network average: 4.05

	Strongly Agree	Agree	Neutral	Disagree	Strongly Disagree	Not Applicable
	5	4	3	2	1	
	Number of Responses					
	Percentage of Total Responses					
1. Our school provides qualified staff members to support student learning.	81	87	15	4	6	1
	42%	45%	8%	2%	3%	1%
	194 respondents					
2. Our school provides an adequate supply of learning resources that are current and in good condition.	69	87	18	8	12	0
	36%	45%	9%	4%	6%	0%
	194 respondents					
3. Our school provides a safe learning environment.	87	83	17	4	3	0
	45%	43%	9%	2%	2%	0%
	194 respondents					
4. Our school provides students with access to a variety of information resources to support their learning.	72	94	19	4	5	0
	37%	48%	10%	2%	3%	0%
	194 respondents					
5. Our school provides excellent support services (e.g., counseling, and/or career planning).	56	72	38	11	7	10
	29%	37%	20%	6%	4%	5%
	194 respondents					
6. Our school provides opportunities for students to participate in activities that interest them.	67	74	29	13	10	1
	35%	38%	15%	7%	5%	1%
	194 respondents					
7. Our school ensures that the facilities support student learning.	67	96	19	3	7	2

	35%	49%	10%	2%	4%	1%
	194 respondents					
8. Our school ensures the effective use of financial resources.	53	72	52	6	4	7
	27%	37%	27%	3%	2%	4%
	194 respondents					
9. Our school ensures that instructional time is protected and interruptions are minimized.	68	91	26	3	3	3
	35%	47%	13%	2%	2%	2%
	194 respondents					

G. Using Results for Continuous Improvement

Section score: 4.11 Network average: 4.01

	Strongly Agree	Agree	Neutral	Disagree	Strongly Disagree	Not Applicable
	5	4	3	2	1	
	Number of Responses					
	Percentage of Total Responses					
1. Our school ensures that all staff members monitor and report the achievement of school goals.	62	85	28	8	6	5
	32%	44%	14%	4%	3%	3%
	194 respondents					
2. My child is prepared for success in the next school year.	93	73	12	7	8	1
	48%	38%	6%	4%	4%	1%
	194 respondents					
3. My child has administrators and teachers that monitor and inform me of his/her learning progress.	85	72	17	12	8	0
	44%	37%	9%	6%	4%	0%
	194 respondents					

H. Open-Ended Questions

1. What do you like best about our school?
2. What do you like least about our school?
3. What is one suggestion you would like to offer to improve our school?