

BCPS Student Survey (Elementary 3-5) 2018

run on 04/18/2019



surveys





Report Filters

School:
N/A

Race:
N/A

Grade:
N/A

Gender:
N/A

Ethnicity:
N/A


Tag:
N/A

AdvancED Certified Content

Report Summary

Overall Score: 2.76

Network Average: 2.77



By Survey Section

Section Score | Network Average

Purpose and Direction: 2.89

Network Average: 2.9



Governance and Leadership: 2.64

Network Average: 2.68



Teaching and Assessing for Learning: 2.8

Network Average: 2.78




Resources and Support Systems: 2.77

Network Average: 2.82



Using Results for Continuous Improvement: 2.65

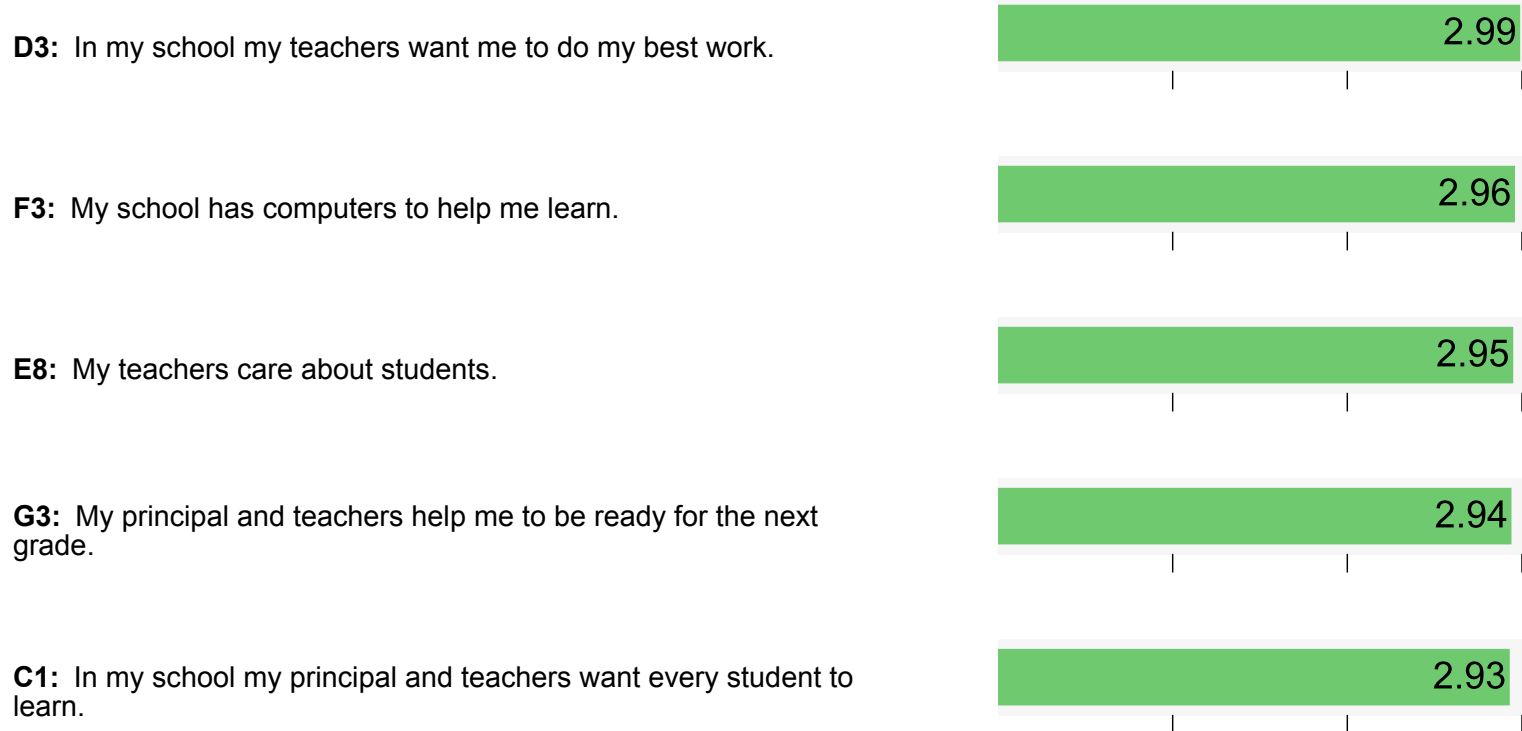
Network Average: 2.66





AdvancED Certified Content

Highest Scoring Items







AdvancED Certified Content

Lowest Scoring Items


G1: My principal and teachers ask me what I think about school.




D2: In my school students treat adults with respect.




E5: My teachers ask my family to come to school activities.



F1: My school is safe and clean.



D1: In my school I am treated fairly.





AdvancedED Certified Content

Demographics

Number of Responses | Percentages of Total Responses

1. Gender

Boy	156	51%
Girl	151	49%

307 respondents

2. Race

American Indian or Alaska Native	5	2%
Asian	8	3%
Black or African American	24	8%
Native Hawaiian or Other Pacific Islander	1	1%
White	187	61%
Two or more races	81	26%

309 respondents

3. Ethnicity

Hispanic 157 51%

Not Hispanic or Latino 152 49%

309 respondents

4. Grade

3rd grade 105 34%

4th grade 110 35%

5th grade 95 31%

310 respondents

AdvancED Certified Content

C. Purpose and Direction

Section score: 2.89 Network average: 2.9

	I Agree	I'm Not Sure	I Don't Agree
	3	2	1
	Number of Responses		
	Percentage of Total Responses		
1. In my school my principal and teachers want every student to learn.	289	13	4
	94%	4%	1%
306 respondents			
2. In my school I am learning new things that will help me.	265	35	6
	87%	11%	2%
306 respondents			

D. Governance and Leadership

Section score: 2.64 Network average: 2.68

	I Agree	I'm Not Sure	I Don't Agree
	3	2	1
	Number of Responses		
	Percentage of Total Responses		
1. In my school I am treated fairly.	191	93	18
	63%	31%	6%
	302 respondents		
2. In my school students treat adults with respect.	128	150	24
	42%	50%	8%
	302 respondents		
3. In my school my teachers want me to do my best work.	300	2	0
	99%	1%	0%
	302 respondents		

E. Teaching and Assessing for Learning

Section score: 2.8 Network average: 2.78

	I Agree	I'm Not Sure	I Don't Agree
	3	2	1
	Number of Responses		
	Percentage of Total Responses		
1. My teachers help me learn things I will need in the future.	266	30	3
	89%	10%	1%
	299 respondents		
2. My teachers use different activities to help me learn.	266	32	1
	89%	11%	0%
	299 respondents		
3. My teachers listen to me.	242	48	9
	81%	16%	3%
	299 respondents		
4. My teachers tell me how I should behave and do my work.	272	22	5
	91%	7%	2%
	299 respondents		
5. My teachers ask my family to come to school activities.	166	87	46
	56%	29%	15%
	299 respondents		
6. My teachers always help me when I need them.	242	48	9
	81%	16%	3%
	299 respondents		
7. My teachers tell my family how I am doing in school.	251	39	9

8. My teachers care about students.

84% 299 respondents	13%	3%
287	10	2
96% 299 respondents	3%	1%

F. Resources and Support Systems

Section score: 2.77 Network average: 2.82

	I Agree	I'm Not Sure	I Don't Agree
	3	2	1
	Number of Responses		
	Percentage of Total Responses		
1. My school is safe and clean.	168	118	12
	56%	40%	4%
	298 respondents		
2. My school has many places where I can learn, such as the library.	260	34	4
	87%	11%	1%
	298 respondents		
3. My school has computers to help me learn.	287	9	2
	96%	3%	1%
	298 respondents		
4. My school wants children in our school to help each other even if we are not friends.	239	46	13
	80%	15%	4%
	298 respondents		

G. Using Results for Continuous Improvement

Section score: 2.65 Network average: 2.66

1. My principal and teachers ask me what I think about school.

	I Agree	I'm Not Sure	I Don't Agree
	3	2	1
	Number of Responses		
	Percentage of Total Responses		
298 respondents	118	107	73
	40%	36%	24%

2. My principal and teachers tell children when they do a good job.

298 respondents	261	33	4
	88%	11%	1%

3. My principal and teachers help me to be ready for the next grade.

298 respondents	282	14	2
	95%	5%	1%

H. Open-Ended Questions

1. What do you like the most about your school?
2. What is one thing you don't like about your school?
3. What is one idea that would make your school a better place?