

Student Survey (Middle and High)_021418

run on 10/12/2018



surveys





Report Filters

School:

N/A

Race:

N/A

Grade:

N/A

Gender:

N/A

Ethnicity:

N/A

Tag:

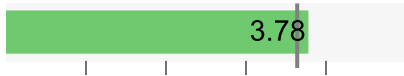
N/A

AdvancED Certified Content

Report Summary

Overall Score: 3.78

Network Average: 3.64



By Survey Section

Section Score | Network Average

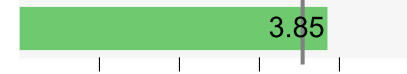
Purpose and Direction: 3.97

Network Average: 3.72



Governance and Leadership: 3.85

Network Average: 3.54



Teaching and Assessing for Learning: 3.68

Network Average: 3.66



Resources and Support Systems: 3.77

Network Average: 3.54



Using Results for Continuous Improvement: 3.63

Network Average: 3.51





AdvancED Certified Content

Highest Scoring Items

E2: My school provides me with challenging curriculum and learning experiences.



C3: In my school, a high quality education is offered.



F3: In my school, a variety of resources are available to help me succeed (e.g., teaching staff, technology, media center).



C1: In my school, programs and services are available to help me succeed.



D3: In my school, the principal and teachers have high expectations of me.

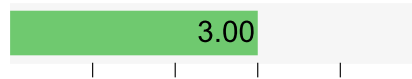





AdvancED Certified Content

Lowest Scoring Items


E9: All of my teachers change their teaching to meet my learning needs.




E13: All of my teachers keep my family informed of my academic progress.



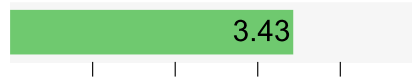
E6: My school makes sure there is at least one adult who knows me well and shows interest in my education and future.



E5: My school offers opportunities for my family to become involved in school activities and my learning.



G1: My school shares information about school success with my family and community members.



AdvancED Certified Content

Demographics

Number of Responses | Percentages of Total Responses

1. Gender

Male 207 53%

Female 182 47%

389 respondents

2. Race

American Indian or Alaska Native 1%

Asian 22 6%

Black or African American 164 43%

Native Hawaiian or Other Pacific Islander 3 2%

White 125 33%

Two or more races 60 16%

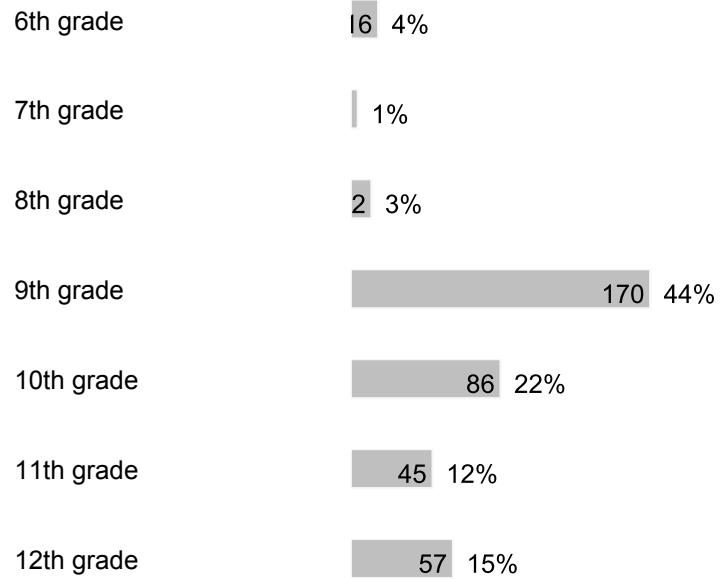
379 respondents

3. Ethnicity



383 respondents

4. Grade



390 respondents

C. Purpose and Direction

Section score: 3.97 Network average: 3.72

| | Strongly Agree | Agree | Neutral | Disagree | Strongly Disagree | Not Applicable |
|--|-------------------------------|-------|---------|----------|-------------------|----------------|
| | 5 | 4 | 3 | 2 | 1 | |
| | Number of Responses | | | | | |
| | Percentage of Total Responses | | | | | |
| 1. In my school, programs and services are available to help me succeed. | 129 | 183 | 49 | 2 | 4 | 2 |
| | 35% | 50% | 13% | 1% | 1% | 1% |
| | 369 respondents | | | | | |
| 2. In my school, the purpose and expectations are clearly explained to me and my family. | 115 | 192 | 38 | 18 | 5 | 1 |
| | 31% | 52% | 10% | 5% | 1% | 0% |
| | 369 respondents | | | | | |
| 3. In my school, a high quality education is offered. | 153 | 171 | 37 | 5 | 3 | 0 |
| | 41% | 46% | 10% | 1% | 1% | 0% |
| | 369 respondents | | | | | |
| 4. In my school, all students are treated with respect. | 58 | 162 | 109 | 23 | 16 | 1 |
| | 16% | 44% | 30% | 6% | 4% | 0% |
| | 369 respondents | | | | | |

| | | | | | | |
|--|------------|------------|------------|-----------|-----------|-----------|
| 5. In my school, teachers work together to improve student learning. | 69 | 163 | 111 | 14 | 10 | 2 |
| | 19% | 44% | 30% | 4% | 3% | 1% |

369 respondents

D. Governance and Leadership

Section score: 3.85 Network average: 3.54

| | Strongly Agree | Agree | Neutral | Disagree | Strongly Disagree | Not Applicable |
|---|-------------------------------|-------|---------|----------|-------------------|----------------|
| | 5 | 4 | 3 | 2 | 1 | |
| | Number of Responses | | | | | |
| | Percentage of Total Responses | | | | | |
| 1. In my school, rules are applied equally to all students. | 95 | 149 | 73 | 30 | 16 | 1 |
| | 26% | 41% | 20% | 8% | 4% | 0% |
| | 364 respondents | | | | | |
| 2. In my school, students treat adults with respect. | 53 | 172 | 110 | 16 | 11 | 2 |
| | 15% | 47% | 30% | 4% | 3% | 1% |
| | 364 respondents | | | | | |
| 3. In my school, the principal and teachers have high expectations of me. | 121 | 176 | 58 | 4 | 3 | 2 |
| | 33% | 48% | 16% | 1% | 1% | 1% |
| | 364 respondents | | | | | |

E. Teaching and Assessing for Learning

Section score: 3.68 Network average: 3.66

| | Strongly Agree | Agree | Neutral | Disagree | Strongly Disagree | Not Applicable |
|--|-------------------------------|-------|---------|----------|-------------------|----------------|
| | 5 | 4 | 3 | 2 | 1 | |
| | Number of Responses | | | | | |
| | Percentage of Total Responses | | | | | |
| 1. My school gives me multiple assessments to check my understanding of what was taught. | 116 | 177 | 43 | 11 | 5 | 1 |
| | 33% | 50% | 12% | 3% | 1% | 0% |
| | 353 respondents | | | | | |
| 2. My school provides me with challenging curriculum and learning experiences. | 143 | 164 | 40 | 1 | 3 | 2 |
| | 41% | 46% | 11% | 0% | 1% | 1% |
| | 353 respondents | | | | | |
| 3. My school prepares me to deal with issues I may face in the future. | 83 | 149 | 72 | 28 | 20 | 1 |
| | 24% | 42% | 20% | 8% | 6% | 0% |
| | 353 respondents | | | | | |
| 4. My school motivates me to learn new things. | 67 | 145 | 97 | 26 | 18 | 0 |
| | 19% | 41% | 27% | 7% | 5% | 0% |
| | 353 respondents | | | | | |
| 5. My school offers opportunities for my family to become involved in school activities and my learning. | 48 | 112 | 128 | 40 | 21 | 4 |
| | 14% | 32% | 36% | 11% | 6% | 1% |
| | 353 respondents | | | | | |
| 6. My school makes sure there is at least one adult who knows me well and shows interest in my education and future. | 58 | 96 | 112 | 55 | 24 | 8 |
| | 16% | 27% | 32% | 16% | 7% | 2% |
| | 353 respondents | | | | | |
| 7. My school provides learning services for me according to my needs. | 68 | 159 | 88 | 24 | 10 | 4 |

| | | | | | | |
|--|-----------------|------------|------------|------------|------------|-----------|
| | 19% | 45% | 25% | 7% | 3% | 1% |
| | 353 respondents | | | | | |
| 8. All of my teachers use a variety of teaching methods and learning activities to help me develop the skills I will need to succeed. | 84 | 163 | 71 | 21 | 13 | 1 |
| | 24% | 46% | 20% | 6% | 4% | 0% |
| | 353 respondents | | | | | |
| 9. All of my teachers change their teaching to meet my learning needs. | 28 | 82 | 121 | 79 | 36 | 7 |
| | 8% | 23% | 34% | 22% | 10% | 2% |
| | 353 respondents | | | | | |
| 10. All of my teachers explain their expectations for learning and behavior so I can be successful. | 85 | 187 | 63 | 13 | 4 | 1 |
| | 24% | 53% | 18% | 4% | 1% | 0% |
| | 353 respondents | | | | | |
| 11. All of my teachers use tests, projects, presentations, and portfolios to check my understanding of what was taught. | 108 | 174 | 48 | 15 | 6 | 2 |
| | 31% | 49% | 14% | 4% | 2% | 1% |
| | 353 respondents | | | | | |
| 12. All of my teachers provide me with information about my learning and grades. | 84 | 181 | 65 | 14 | 8 | 1 |
| | 24% | 51% | 18% | 4% | 2% | 0% |
| | 353 respondents | | | | | |
| 13. All of my teachers keep my family informed of my academic progress. | 38 | 108 | 104 | 66 | 30 | 7 |
| | 11% | 31% | 29% | 19% | 8% | 2% |
| | 353 respondents | | | | | |
| 14. All of my teachers fairly grade and evaluate my work. | 71 | 151 | 81 | 25 | 22 | 3 |
| | 20% | 43% | 23% | 7% | 6% | 1% |
| | 353 respondents | | | | | |

F. Resources and Support Systems

Section score: 3.77 Network average: 3.54

| | Strongly Agree | Agree | Neutral | Disagree | Strongly Disagree | Not Applicable |
|--|-------------------------------|-------|---------|----------|-------------------|----------------|
| | 5 | 4 | 3 | 2 | 1 | |
| | Number of Responses | | | | | |
| | Percentage of Total Responses | | | | | |
| 1. In my school, the building and grounds are safe, clean, and provide a healthy place for learning. | 83 | 143 | 75 | 24 | 14 | 3 |
| | 24% | 42% | 22% | 7% | 4% | 1% |
| | 342 respondents | | | | | |
| 2. In my school, students respect the property of others. | 49 | 140 | 104 | 26 | 22 | 1 |
| | 14% | 41% | 30% | 8% | 6% | 0% |
| | 342 respondents | | | | | |
| 3. In my school, a variety of resources are available to help me succeed (e.g., teaching staff, technology, media center). | 114 | 177 | 42 | 7 | 2 | 0 |
| | 33% | 52% | 12% | 2% | 1% | 0% |
| | 342 respondents | | | | | |
| 4. In my school, computers are up-to-date and used by teachers to help me learn. | 97 | 144 | 64 | 23 | 14 | 0 |
| | 28% | 42% | 19% | 7% | 4% | 0% |
| | 342 respondents | | | | | |
| 5. In my school, students help each other even if they are not friends. | 57 | 133 | 82 | 34 | 32 | 4 |
| | 17% | 39% | 24% | 10% | 9% | 1% |
| | 342 respondents | | | | | |
| 6. In my school, I can participate in activities that interest me. | 81 | 150 | 60 | 30 | 19 | 2 |
| | 24% | 44% | 18% | 9% | 6% | 1% |
| | 342 respondents | | | | | |
| 7. In my school, I have access to counseling, career planning, and other programs to help me in school. | 107 | 158 | 54 | 8 | 10 | 5 |

31%
342 respondents

46%

16%

2%

3%

1%

G. Using Results for Continuous Improvement

Section score: 3.63 Network average: 3.51

| | Strongly Agree | Agree | Neutral | Disagree | Strongly Disagree | Not Applicable |
|--|-------------------------------|-------|---------|----------|-------------------|----------------|
| | 5 | 4 | 3 | 2 | 1 | |
| | Number of Responses | | | | | |
| | Percentage of Total Responses | | | | | |
| 1. My school shares information about school success with my family and community members. | 45 | 120 | 110 | 43 | 14 | 5 |
| | 13% | 36% | 33% | 13% | 4% | 1% |
| | 337 respondents | | | | | |
| 2. My school considers students' opinions when planning ways to improve the school. | 60 | 123 | 85 | 33 | 30 | 6 |
| | 18% | 36% | 25% | 10% | 9% | 2% |
| | 337 respondents | | | | | |
| 3. My school prepares me for success in the next school year. | 104 | 159 | 54 | 10 | 9 | 1 |
| | 31% | 47% | 16% | 3% | 3% | 0% |
| | 337 respondents | | | | | |

H. Open-Ended Questions

1. What do you like best about your school?
2. What do you like least about your school?
3. What is one suggestion you would like to offer to improve your school?