

Student Survey (Middle and High)_021418

run on 10/17/2018



surveys





Report Filters

School:

N/A

Race:

N/A

Grade:

N/A

Gender:

N/A

Ethnicity:

N/A

Tag:

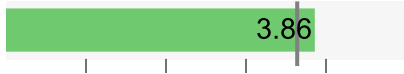
N/A

AdvancED Certified Content

Report Summary

Overall Score: 3.86

Network Average: 3.64



By Survey Section

Section Score | Network Average


Purpose and Direction: 3.91

Network Average: 3.72



Governance and Leadership: 3.82

Network Average: 3.54




Teaching and Assessing for Learning: 3.83

Network Average: 3.66



Resources and Support Systems: 3.88

Network Average: 3.54



Using Results for Continuous Improvement: 3.67

Network Average: 3.51

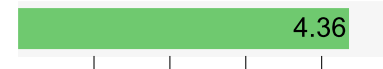




AdvancED Certified Content

Highest Scoring Items

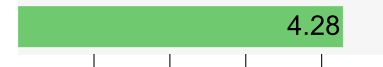
F1: In my school, the building and grounds are safe, clean, and provide a healthy place for learning.



F3: In my school, a variety of resources are available to help me succeed (e.g., teaching staff, technology, media center).



E11: All of my teachers use tests, projects, presentations, and portfolios to check my understanding of what was taught.



D3: In my school, the principal and teachers have high expectations of me.



E1: My school gives me multiple assessments to check my understanding of what was taught.







AdvancED Certified Content

Lowest Scoring Items


E9: All of my teachers change their teaching to meet my learning needs.



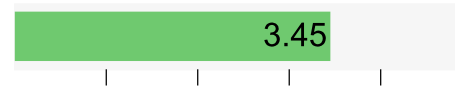
G2: My school considers students' opinions when planning ways to improve the school.



F5: In my school, students help each other even if they are not friends.



F2: In my school, students respect the property of others.



C4: In my school, all students are treated with respect.





AdvancED Certified Content

Demographics

Number of Responses | Percentages of Total Responses

1. Gender

Male 108 57%

Female 81 43%

189 respondents

2. Race

Asian 3 2%

Black or African American 15 8%

Native Hawaiian or Other Pacific Islander 1 1%

White 147 77%

Two or more races 24 13%

190 respondents

3. Ethnicity

Hispanic 63 34%

Not Hispanic or Latino 124 66%

187 respondents

4. Grade

6th grade 72 38%

7th grade 65 34%

8th grade 53 28%

9th grade 1 1%

192 respondents

C. Purpose and Direction

Section score: 3.91 Network average: 3.72

	Strongly Agree	Agree	Neutral	Disagree	Strongly Disagree	Not Applicable
	5	4	3	2	1	
	Number of Responses					
	Percentage of Total Responses					
1. In my school, programs and services are available to help me succeed.	51 28%	95 52%	32 17%	0 0%	2 1%	3 2%
183 respondents						
2. In my school, the purpose and expectations are clearly explained to me and my family.	40 22%	97 53%	42 23%	2 1%	1 1%	1 1%
183 respondents						
3. In my school, a high quality education is offered.	75 41%	71 39%	32 17%	2 1%	2 1%	1 1%
183 respondents						
4. In my school, all students are treated with respect.	31 17%	62 34%	62 34%	19 10%	8 4%	1 1%
183 respondents						

5. In my school, teachers work together to improve student learning.	52	72	43	10	5	1
	28%	39%	23%	5%	3%	1%

183 respondents

D. Governance and Leadership

Section score: 3.82 Network average: 3.54

	Strongly Agree	Agree	Neutral	Disagree	Strongly Disagree	Not Applicable
	5	4	3	2	1	
	Number of Responses					
	Percentage of Total Responses					
1. In my school, rules are applied equally to all students.	47	61	43	19	12	1
	26%	33%	23%	10%	7%	1%
	183 respondents					
2. In my school, students treat adults with respect.	21	76	73	8	3	2
	11%	42%	40%	4%	2%	1%
	183 respondents					
3. In my school, the principal and teachers have high expectations of me.	75	84	19	5	0	0
	41%	46%	10%	3%	0%	0%
	183 respondents					

E. Teaching and Assessing for Learning

Section score: 3.83 Network average: 3.66

	Strongly Agree	Agree	Neutral	Disagree	Strongly Disagree	Not Applicable
	5	4	3	2	1	
	Number of Responses					
	Percentage of Total Responses					
1. My school gives me multiple assessments to check my understanding of what was taught.	75	77	24	4	2	0
	41%	42%	13%	2%	1%	0%
	182 respondents					
2. My school provides me with challenging curriculum and learning experiences.	56	99	23	3	0	1
	31%	54%	13%	2%	0%	1%
	182 respondents					
3. My school prepares me to deal with issues I may face in the future.	40	53	64	15	8	2
	22%	29%	35%	8%	4%	1%
	182 respondents					
4. My school motivates me to learn new things.	32	78	55	8	7	2
	18%	43%	30%	4%	4%	1%
	182 respondents					
5. My school offers opportunities for my family to become involved in school activities and my learning.	42	81	43	11	3	2
	23%	45%	24%	6%	2%	1%
	182 respondents					
6. My school makes sure there is at least one adult who knows me well and shows interest in my education and future.	45	66	43	14	11	3
	25%	36%	24%	8%	6%	2%
	182 respondents					
7. My school provides learning services for me according to my needs.	41	89	42	5	3	2

	23%	49%	23%	3%	2%	1%
	182 respondents					
8. All of my teachers use a variety of teaching methods and learning activities to help me develop the skills I will need to succeed.	62	66	39	10	5	0
	34%	36%	21%	5%	3%	0%
	182 respondents					
9. All of my teachers change their teaching to meet my learning needs.	19	36	71	40	15	1
	10%	20%	39%	22%	8%	1%
	182 respondents					
10. All of my teachers explain their expectations for learning and behavior so I can be successful.	48	95	30	6	3	0
	26%	52%	16%	3%	2%	0%
	182 respondents					
11. All of my teachers use tests, projects, presentations, and portfolios to check my understanding of what was taught.	84	73	19	3	3	0
	46%	40%	10%	2%	2%	0%
	182 respondents					
12. All of my teachers provide me with information about my learning and grades.	50	83	37	8	4	0
	27%	46%	20%	4%	2%	0%
	182 respondents					
13. All of my teachers keep my family informed of my academic progress.	35	73	57	11	5	1
	19%	40%	31%	6%	3%	1%
	182 respondents					
14. All of my teachers fairly grade and evaluate my work.	52	77	30	11	10	2
	29%	42%	16%	6%	5%	1%
	182 respondents					

F. Resources and Support Systems

Section score: 3.88 Network average: 3.54

	Strongly Agree	Agree	Neutral	Disagree	Strongly Disagree	Not Applicable
	5	4	3	2	1	
	Number of Responses					
	Percentage of Total Responses					
1. In my school, the building and grounds are safe, clean, and provide a healthy place for learning.	99	56	22	3	2	0
	54%	31%	12%	2%	1%	0%
	182 respondents					
2. In my school, students respect the property of others.	19	63	78	13	8	1
	10%	35%	43%	7%	4%	1%
	182 respondents					
3. In my school, a variety of resources are available to help me succeed (e.g., teaching staff, technology, media center).	81	76	22	2	1	0
	45%	42%	12%	1%	1%	0%
	182 respondents					
4. In my school, computers are up-to-date and used by teachers to help me learn.	55	79	32	11	4	1
	30%	43%	18%	6%	2%	1%
	182 respondents					
5. In my school, students help each other even if they are not friends.	21	58	65	26	11	1
	12%	32%	36%	14%	6%	1%
	182 respondents					
6. In my school, I can participate in activities that interest me.	57	88	29	6	2	0
	31%	48%	16%	3%	1%	0%
	182 respondents					
7. In my school, I have access to counseling, career planning, and other programs to help me in school.	42	86	39	7	5	3

23%
182 respondents

47%

21%

4%

3%

2%

G. Using Results for Continuous Improvement

Section score: 3.67 Network average: 3.51

	Strongly Agree	Agree	Neutral	Disagree	Strongly Disagree	Not Applicable
	5	4	3	2	1	
	Number of Responses					
	Percentage of Total Responses					
1. My school shares information about school success with my family and community members.	32	68	62	14	3	3
	18%	37%	34%	8%	2%	2%
	182 respondents					
2. My school considers students' opinions when planning ways to improve the school.	20	50	74	24	13	1
	11%	27%	41%	13%	7%	1%
	182 respondents					
3. My school prepares me for success in the next school year.	64	86	26	4	1	1
	35%	47%	14%	2%	1%	1%
	182 respondents					

H. Open-Ended Questions

1. What do you like best about your school?
2. What do you like least about your school?
3. What is one suggestion you would like to offer to improve your school?