

BCPS Student Survey (Elementary 3-5) 2018

run on 10/17/2018



surveys





Report Filters

School:
N/A

Race:
N/A

Grade:
N/A

Gender:
N/A

Ethnicity:
N/A


Tag:
N/A

AdvancED Certified Content

Report Summary

Overall Score: 2.77

Network Average: 2.77



By Survey Section

Section Score | Network Average


Purpose and Direction: 2.87

Network Average: 2.9




Governance and Leadership: 2.74

Network Average: 2.68



Teaching and Assessing for Learning: 2.79

Network Average: 2.78




Resources and Support Systems: 2.85

Network Average: 2.82



Using Results for Continuous Improvement: 2.56

Network Average: 2.66







AdvancED Certified Content

Highest Scoring Items


D3: In my school my teachers want me to do my best work.




F3: My school has computers to help me learn.




G3: My principal and teachers help me to be ready for the next grade.



C1: In my school my principal and teachers want every student to learn.



E8: My teachers care about students.







AdvancED Certified Content

Lowest Scoring Items


G1: My principal and teachers ask me what I think about school.




E5: My teachers ask my family to come to school activities.




D2: In my school students treat adults with respect.



D1: In my school I am treated fairly.



E3: My teachers listen to me.





AdvancedED Certified Content

Demographics

Number of Responses | Percentages of Total Responses

1. Gender

Boy 113 53%

Girl 102 47%

215 respondents

2. Race

American Indian or Alaska Native 1%

Asian 5 2%

Black or African American 14 6%

Native Hawaiian or Other Pacific Islander 0%

White 167 77%

Two or more races 28 13%

217 respondents

3. Ethnicity

Hispanic 64 30%

Not Hispanic or Latino 150 70%

214 respondents

4. Grade

3rd grade 74 34%

4th grade 71 33%

5th grade 73 33%

218 respondents

AdvancED Certified Content

C. Purpose and Direction

Section score: 2.87 Network average: 2.9

	I Agree	I'm Not Sure	I Don't Agree
	3	2	1
	Number of Responses		
	Percentage of Total Responses		
1. In my school my principal and teachers want every student to learn.	199	12	3
	93%	6%	1%
	214 respondents		
2. In my school I am learning new things that will help me.	180	29	5
	84%	14%	2%
	214 respondents		

D. Governance and Leadership

Section score: 2.74 Network average: 2.68

	I Agree	I'm Not Sure	I Don't Agree
	3	2	1
	Number of Responses		
	Percentage of Total Responses		
1. In my school I am treated fairly.	153	55	5
	72%	26%	2%
	213 respondents		
2. In my school students treat adults with respect.	131	73	9
	62%	34%	4%
	213 respondents		
3. In my school my teachers want me to do my best work.	206	4	3
	97%	2%	1%
	213 respondents		

E. Teaching and Assessing for Learning

Section score: 2.79 Network average: 2.78

	I Agree	I'm Not Sure	I Don't Agree
	3	2	1
	Number of Responses		
	Percentage of Total Responses		
1. My teachers help me learn things I will need in the future.	178	32	1
	84%	15%	0%
211 respondents			
2. My teachers use different activities to help me learn.	182	26	3
	86%	12%	1%
211 respondents			
3. My teachers listen to me.	152	56	3
	72%	27%	1%
211 respondents			
4. My teachers tell me how I should behave and do my work.	185	22	4
	88%	10%	2%
211 respondents			
5. My teachers ask my family to come to school activities.	129	62	20
	61%	29%	9%
211 respondents			
6. My teachers always help me when I need them.	169	40	2
	80%	19%	1%
211 respondents			
7. My teachers tell my family how I am doing in school.	183	26	2

87% **12%** **1%**
 211 respondents

192 **16** **3**
91% **8%** **1%**
 211 respondents

8. My teachers care about students.

F. Resources and Support Systems

Section score: 2.85 Network average: 2.82

	I Agree	I'm Not Sure	I Don't Agree
	3	2	1
	Number of Responses		
	Percentage of Total Responses		
1. My school is safe and clean.	169	36	5
	80%	17%	2%
	210 respondents		
2. My school has many places where I can learn, such as the library.	185	21	4
	88%	10%	2%
	210 respondents		
3. My school has computers to help me learn.	201	8	1
	96%	4%	0%
	210 respondents		
4. My school wants children in our school to help each other even if we are not friends.	175	31	4
	83%	15%	2%
	210 respondents		

G. Using Results for Continuous Improvement

Section score: 2.56 Network average: 2.66

1. My principal and teachers ask me what I think about school.

	I Agree	I'm Not Sure	I Don't Agree
	3	2	1
	Number of Responses		
	Percentage of Total Responses		
210 respondents	63	88	59
	30%	42%	28%

2. My principal and teachers tell children when they do a good job.

210 respondents	162	39	9
	77%	19%	4%

3. My principal and teachers help me to be ready for the next grade.

210 respondents	198	11	1
	94%	5%	0%

H. Open-Ended Questions

1. What do you like the most about your school?
2. What is one thing you don't like about your school?
3. What is one idea that would make your school a better place?