

# Student Survey (Middle and High)\_021418

---

run on 11/16/2018



surveys





## Report Filters

**School:**  
N/A

**Race:**  
N/A

**Grade:**  
N/A

**Gender:**  
N/A

**Ethnicity:**  
N/A

**Tag:**  
N/A

## AdvancED Certified Content

### Report Summary

**Overall Score: 3.51**

Network Average: 3.64

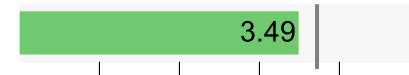


#### By Survey Section

#### Section Score | Network Average

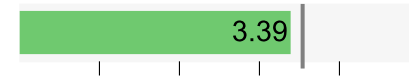
**Purpose and Direction: 3.49**

Network Average: 3.72



**Governance and Leadership: 3.39**

Network Average: 3.54




**Teaching and Assessing for Learning: 3.54**

Network Average: 3.66



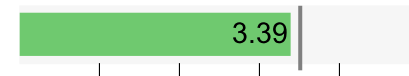
**Resources and Support Systems: 3.28**

Network Average: 3.54



**Using Results for Continuous Improvement: 3.39**

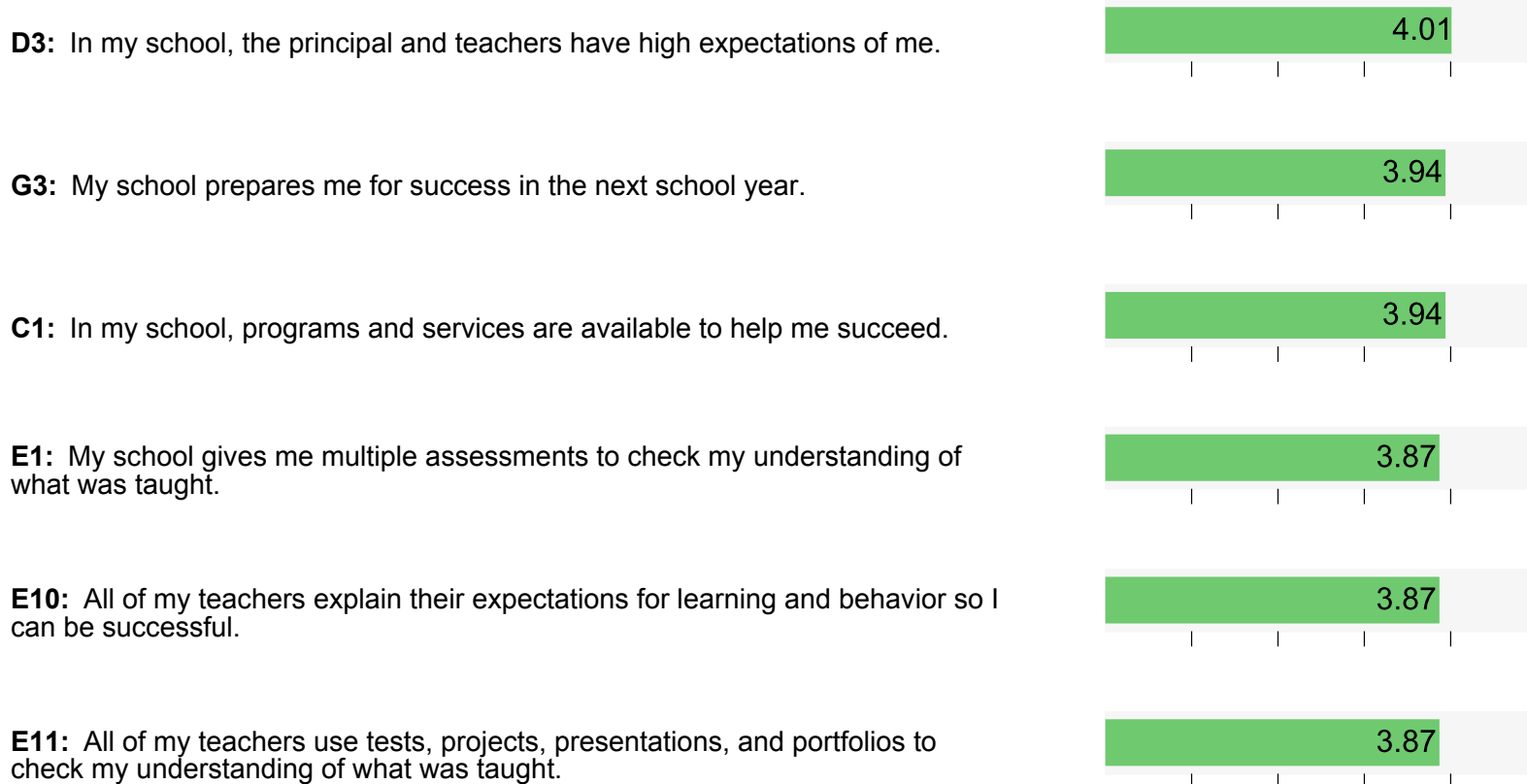
Network Average: 3.51





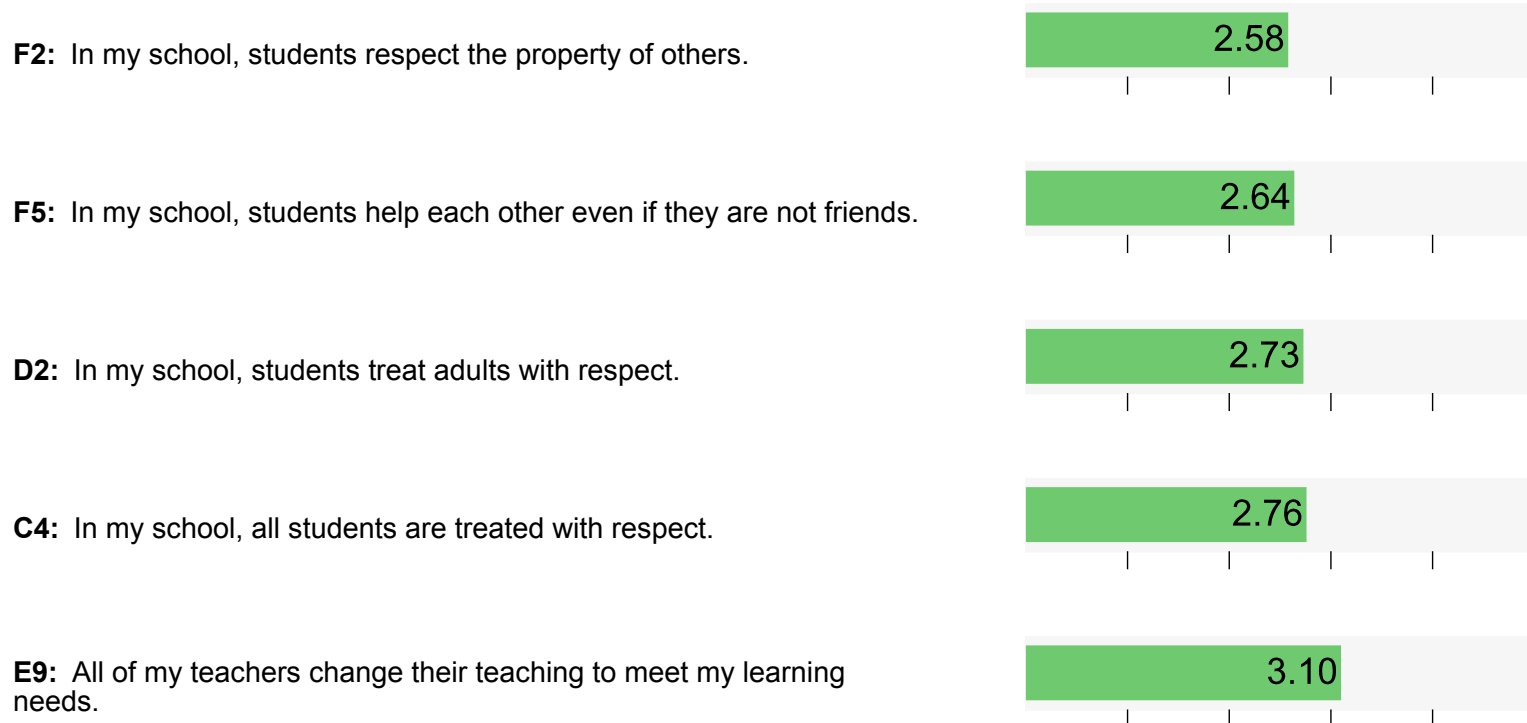
## AdvancED Certified Content

### Highest Scoring Items



## AdvancED Certified Content

### Lowest Scoring Items





## AdvancED Certified Content

### Demographics

Number of Responses | Percentages of Total Responses

#### 1. Gender

Male 290 53%

Female 254 47%

544 respondents

#### 2. Race

American Indian or Alaska Native 1 1%

Asian 1 2%

Black or African American 258 48%

Native Hawaiian or Other Pacific Islander 1 2%

White 139 26%

Two or more races 116 21%

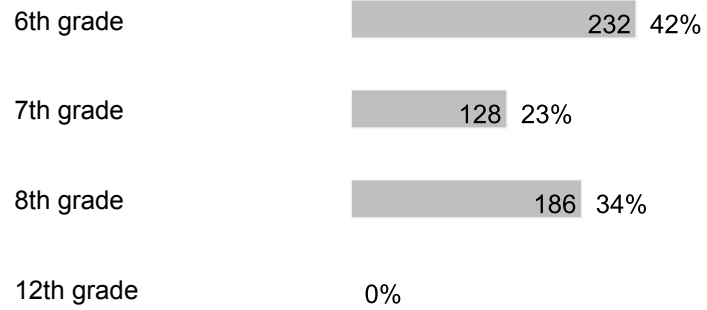
543 respondents

#### 3. Ethnicity



527 respondents

4. Grade



547 respondents

## C. Purpose and Direction

Section score: 3.49 Network average: 3.72

	Strongly Agree	Agree	Neutral	Disagree	Strongly Disagree	Not Applicable
	5	4	3	2	1	
	Number of Responses					
	Percentage of Total Responses					
1. In my school, programs and services are available to help me succeed.	123 24%	232 45%	129 25%	13 3%	9 2%	5 1%
511 respondents						
2. In my school, the purpose and expectations are clearly explained to me and my family.	87 17%	190 37%	176 34%	39 8%	13 3%	6 1%
511 respondents						
3. In my school, a high quality education is offered.	96 19%	180 35%	171 33%	40 8%	21 4%	3 1%
511 respondents						
4. In my school, all students are treated with respect.	44 9%	71 14%	174 34%	92 18%	101 20%	29 6%
511 respondents						



<b>5. In my school, teachers work together to improve student learning.</b>	<b>107</b>	<b>189</b>	<b>159</b>	<b>28</b>	<b>23</b>	<b>5</b>
	<b>21%</b>	<b>37%</b>	<b>31%</b>	<b>5%</b>	<b>5%</b>	<b>1%</b>

511 respondents

## D. Governance and Leadership

Section score: 3.39 Network average: 3.54

	Strongly Agree	Agree	Neutral	Disagree	Strongly Disagree	Not Applicable
	5	4	3	2	1	
	Number of Responses					
	Percentage of Total Responses					
1. In my school, rules are applied equally to all students.	137	149	110	49	40	16
	27%	30%	22%	10%	8%	3%
	501 respondents					
2. In my school, students treat adults with respect.	34	70	171	100	104	22
	7%	14%	34%	20%	21%	4%
	501 respondents					
3. In my school, the principal and teachers have high expectations of me.	150	195	118	18	13	7
	30%	39%	24%	4%	3%	1%
	501 respondents					

## E. Teaching and Assessing for Learning

Section score: 3.54 Network average: 3.66

	Strongly Agree	Agree	Neutral	Disagree	Strongly Disagree	Not Applicable
	5	4	3	2	1	
	Number of Responses					
	Percentage of Total Responses					
1. My school gives me multiple assessments to check my understanding of what was taught.	110	195	129	19	10	9
	23%	41%	27%	4%	2%	2%
	472 respondents					
2. My school provides me with challenging curriculum and learning experiences.	86	191	155	25	11	4
	18%	40%	33%	5%	2%	1%
	472 respondents					
3. My school prepares me to deal with issues I may face in the future.	88	148	129	59	38	10
	19%	31%	27%	13%	8%	2%
	472 respondents					
4. My school motivates me to learn new things.	82	156	153	46	27	8
	17%	33%	32%	10%	6%	2%
	472 respondents					
5. My school offers opportunities for my family to become involved in school activities and my learning.	73	176	137	48	26	12
	15%	37%	29%	10%	6%	3%
	472 respondents					
6. My school makes sure there is at least one adult who knows me well and shows interest in my education and future.	76	121	132	81	50	12
	16%	26%	28%	17%	11%	3%
	472 respondents					
7. My school provides learning services for me according to my needs.	82	187	134	39	19	11

	<b>17%</b> 472 respondents	<b>40%</b>	<b>28%</b>	<b>8%</b>	<b>4%</b>	<b>2%</b>
<b>8.</b> All of my teachers use a variety of teaching methods and learning activities to help me develop the skills I will need to succeed.	<b>117</b> <b>25%</b> 472 respondents	<b>174</b> <b>37%</b>	<b>136</b> <b>29%</b>	<b>25</b> <b>5%</b>	<b>12</b> <b>3%</b>	<b>8</b> <b>2%</b>
<b>9.</b> All of my teachers change their teaching to meet my learning needs.	<b>42</b> <b>9%</b> 472 respondents	<b>113</b> <b>24%</b>	<b>162</b> <b>34%</b>	<b>89</b> <b>19%</b>	<b>50</b> <b>11%</b>	<b>16</b> <b>3%</b>
<b>10.</b> All of my teachers explain their expectations for learning and behavior so I can be successful.	<b>111</b> <b>24%</b> 472 respondents	<b>185</b> <b>39%</b>	<b>134</b> <b>28%</b>	<b>25</b> <b>5%</b>	<b>9</b> <b>2%</b>	<b>8</b> <b>2%</b>
<b>11.</b> All of my teachers use tests, projects, presentations, and portfolios to check my understanding of what was taught.	<b>134</b> <b>28%</b> 472 respondents	<b>158</b> <b>33%</b>	<b>130</b> <b>28%</b>	<b>26</b> <b>6%</b>	<b>16</b> <b>3%</b>	<b>8</b> <b>2%</b>
<b>12.</b> All of my teachers provide me with information about my learning and grades.	<b>103</b> <b>22%</b> 472 respondents	<b>194</b> <b>41%</b>	<b>123</b> <b>26%</b>	<b>32</b> <b>7%</b>	<b>13</b> <b>3%</b>	<b>7</b> <b>1%</b>
<b>13.</b> All of my teachers keep my family informed of my academic progress.	<b>87</b> <b>18%</b> 472 respondents	<b>123</b> <b>26%</b>	<b>152</b> <b>32%</b>	<b>64</b> <b>14%</b>	<b>37</b> <b>8%</b>	<b>9</b> <b>2%</b>
<b>14.</b> All of my teachers fairly grade and evaluate my work.	<b>83</b> <b>18%</b> 472 respondents	<b>150</b> <b>32%</b>	<b>133</b> <b>28%</b>	<b>56</b> <b>12%</b>	<b>36</b> <b>8%</b>	<b>14</b> <b>3%</b>

## F. Resources and Support Systems

Section score: 3.28 Network average: 3.54

	Strongly Agree	Agree	Neutral	Disagree	Strongly Disagree	Not Applicable
	5	4	3	2	1	
	Number of Responses					
	Percentage of Total Responses					
1. In my school, the building and grounds are safe, clean, and provide a healthy place for learning.	55	121	137	71	58	22
	12%	26%	30%	15%	13%	5%
	464 respondents					
2. In my school, students respect the property of others.	16	70	138	109	104	27
	3%	15%	30%	23%	22%	6%
	464 respondents					
3. In my school, a variety of resources are available to help me succeed (e.g., teaching staff, technology, media center).	109	180	139	18	13	5
	23%	39%	30%	4%	3%	1%
	464 respondents					
4. In my school, computers are up-to-date and used by teachers to help me learn.	115	178	115	36	10	10
	25%	38%	25%	8%	2%	2%
	464 respondents					
5. In my school, students help each other even if they are not friends.	31	68	137	86	108	34
	7%	15%	30%	19%	23%	7%
	464 respondents					
6. In my school, I can participate in activities that interest me.	95	173	125	36	24	11
	20%	37%	27%	8%	5%	2%
	464 respondents					
7. In my school, I have access to counseling, career planning, and other programs to help me in school.	72	161	160	40	21	10

**16%**  
464 respondents

**35%**

**34%**

**9%**

**5%**

**2%**

# G. Using Results for Continuous Improvement

Section score: 3.39 Network average: 3.51

	Strongly Agree	Agree	Neutral	Disagree	Strongly Disagree	Not Applicable
	5	4	3	2	1	
	Number of Responses					
	Percentage of Total Responses					
1. My school shares information about school success with my family and community members.	61	117	165	69	33	14
	13%	25%	36%	15%	7%	3%
	459 respondents					
2. My school considers students' opinions when planning ways to improve the school.	49	116	162	71	46	15
	11%	25%	35%	15%	10%	3%
	459 respondents					
3. My school prepares me for success in the next school year.	126	173	114	22	15	9
	27%	38%	25%	5%	3%	2%
	459 respondents					

## H. Open-Ended Questions

1. What do you like best about your school?
2. What do you like least about your school?
3. What is one suggestion you would like to offer to improve your school?