

Student Survey (Middle and High)_021418

run on 04/18/2019



surveys





Report Filters

School:

N/A

Race:

N/A

Grade:

N/A

Gender:

N/A

Ethnicity:

N/A

Tag:

N/A




AdvancED Certified Content

Report Summary

Overall Score: 3.23

Network Average: 3.64




By Survey Section

Section Score | Network Average

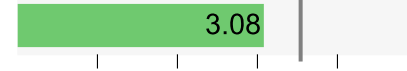
Purpose and Direction: 3.26

Network Average: 3.72




Governance and Leadership: 3.08

Network Average: 3.54




Teaching and Assessing for Learning: 3.25

Network Average: 3.66



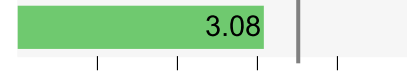
Resources and Support Systems: 3.13

Network Average: 3.54



Using Results for Continuous Improvement: 3.08

Network Average: 3.51





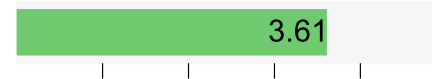
AdvancED Certified Content

Highest Scoring Items

C1: In my school, programs and services are available to help me succeed.



F6: In my school, I can participate in activities that interest me.



E2: My school provides me with challenging curriculum and learning experiences.



E11: All of my teachers use tests, projects, presentations, and portfolios to check my understanding of what was taught.



E1: My school gives me multiple assessments to check my understanding of what was taught.

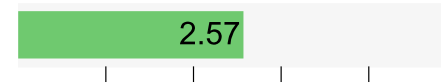




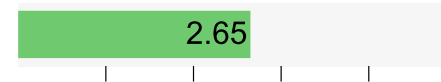
AdvancED Certified Content

Lowest Scoring Items

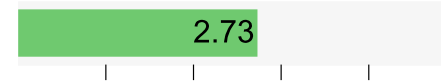
F2: In my school, students respect the property of others.



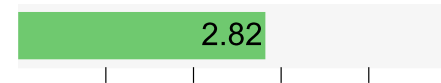
F1: In my school, the building and grounds are safe, clean, and provide a healthy place for learning.



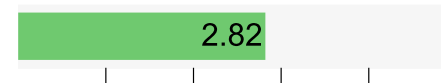
D2: In my school, students treat adults with respect.



C4: In my school, all students are treated with respect.



E9: All of my teachers change their teaching to meet my learning needs.





AdvancED Certified Content

Demographics

Number of Responses | Percentages of Total Responses

1. Gender

Male	646	46%
Female	767	54%

1413 respondents

2. Race

American Indian or Alaska Native	1	1%
Asian	76	5%
Black or African American	664	47%
Native Hawaiian or Other Pacific Islander	4	2%
White	414	30%
Two or more races	203	15%

1399 respondents

3. Ethnicity

Hispanic	450	33%
Not Hispanic or Latino	926	67%

1376 respondents

4. Grade

6th grade	0%
7th grade	0%
9th grade	310 22%
10th grade	481 34%
11th grade	324 23%
12th grade	313 22%

1430 respondents

AdvancED Certified Content

C. Purpose and Direction

Section score: 3.26 Network average: 3.72

	Strongly Agree	Agree	Neutral	Disagree	Strongly Disagree	Not Applicable
	5	4	3	2	1	
	Number of Responses					
	Percentage of Total Responses					
1. In my school, programs and services are available to help me succeed.	212	607	404	68	65	29
	15%	44%	29%	5%	5%	2%
	1385 respondents					
2. In my school, the purpose and expectations are clearly explained to me and my family.	146	509	475	147	81	27
	11%	37%	34%	11%	6%	2%
	1385 respondents					
3. In my school, a high quality education is offered.	153	480	499	134	95	24
	11%	35%	36%	10%	7%	2%
	1385 respondents					
4. In my school, all students are treated with respect.	91	266	487	267	246	28
	7%	19%	35%	19%	18%	2%
	1385 respondents					

5. In my school, teachers work together to improve student learning.	129	422	531	175	99	29
	9%	30%	38%	13%	7%	2%

1385 respondents

D. Governance and Leadership

Section score: 3.08 Network average: 3.54

	Strongly Agree	Agree	Neutral	Disagree	Strongly Disagree	Not Applicable
	5	4	3	2	1	
	Number of Responses					
	Percentage of Total Responses					
1. In my school, rules are applied equally to all students.	156	400	413	191	188	31
	11%	29%	30%	14%	14%	2%
	1379 respondents					
2. In my school, students treat adults with respect.	73	214	509	305	246	32
	5%	16%	37%	22%	18%	2%
	1379 respondents					
3. In my school, the principal and teachers have high expectations of me.	187	490	491	101	81	29
	14%	36%	36%	7%	6%	2%
	1379 respondents					

E. Teaching and Assessing for Learning

Section score: 3.25 Network average: 3.66

	Strongly Agree	Agree	Neutral	Disagree	Strongly Disagree	Not Applicable
	5	4	3	2	1	
	Number of Responses					
	Percentage of Total Responses					
1. My school gives me multiple assessments to check my understanding of what was taught.	197	586	398	85	69	18
	15%	43%	29%	6%	5%	1%
	1353 respondents					
2. My school provides me with challenging curriculum and learning experiences.	182	584	436	78	52	21
	13%	43%	32%	6%	4%	2%
	1353 respondents					
3. My school prepares me to deal with issues I may face in the future.	115	420	414	192	187	25
	8%	31%	31%	14%	14%	2%
	1353 respondents					
4. My school motivates me to learn new things.	137	401	452	190	146	27
	10%	30%	33%	14%	11%	2%
	1353 respondents					
5. My school offers opportunities for my family to become involved in school activities and my learning.	110	412	476	201	120	34
	8%	30%	35%	15%	9%	3%
	1353 respondents					
6. My school makes sure there is at least one adult who knows me well and shows interest in my education and future.	145	372	429	204	166	37
	11%	27%	32%	15%	12%	3%
	1353 respondents					
7. My school provides learning services for me according to my needs.	124	476	466	145	109	33

	9%	35%	34%	11%	8%	2%
	1353 respondents					
8. All of my teachers use a variety of teaching methods and learning activities to help me develop the skills I will need to succeed.	137	491	455	150	92	28
	10%	36%	34%	11%	7%	2%
	1353 respondents					
9. All of my teachers change their teaching to meet my learning needs.	72	283	448	309	206	35
	5%	21%	33%	23%	15%	3%
	1353 respondents					
10. All of my teachers explain their expectations for learning and behavior so I can be successful.	141	543	460	100	86	23
	10%	40%	34%	7%	6%	2%
	1353 respondents					
11. All of my teachers use tests, projects, presentations, and portfolios to check my understanding of what was taught.	209	565	395	95	68	21
	15%	42%	29%	7%	5%	2%
	1353 respondents					
12. All of my teachers provide me with information about my learning and grades.	147	532	453	135	64	22
	11%	39%	33%	10%	5%	2%
	1353 respondents					
13. All of my teachers keep my family informed of my academic progress.	104	318	475	246	167	43
	8%	24%	35%	18%	12%	3%
	1353 respondents					
14. All of my teachers fairly grade and evaluate my work.	133	422	455	167	138	38
	10%	31%	34%	12%	10%	3%
	1353 respondents					

F. Resources and Support Systems

Section score: 3.13 Network average: 3.54

	Strongly Agree	Agree	Neutral	Disagree	Strongly Disagree	Not Applicable
	5	4	3	2	1	
	Number of Responses					
	Percentage of Total Responses					
1. In my school, the building and grounds are safe, clean, and provide a healthy place for learning.	89	220	412	272	315	33
	7%	16%	31%	20%	23%	2%
	1341 respondents					
2. In my school, students respect the property of others.	58	190	439	291	321	42
	4%	14%	33%	22%	24%	3%
	1341 respondents					
3. In my school, a variety of resources are available to help me succeed (e.g., teaching staff, technology, media center).	163	530	465	77	75	31
	12%	40%	35%	6%	6%	2%
	1341 respondents					
4. In my school, computers are up-to-date and used by teachers to help me learn.	156	451	465	130	116	23
	12%	34%	35%	10%	9%	2%
	1341 respondents					
5. In my school, students help each other even if they are not friends.	92	290	477	231	209	42
	7%	22%	36%	17%	16%	3%
	1341 respondents					
6. In my school, I can participate in activities that interest me.	223	553	378	81	78	28
	17%	41%	28%	6%	6%	2%
	1341 respondents					
7. In my school, I have access to counseling, career planning, and other programs to help me in school.	192	537	433	70	83	26

14%
1341 respondents

40%

32%

5%

6%

2%

G. Using Results for Continuous Improvement

Section score: 3.08 Network average: 3.51

	Strongly Agree	Agree	Neutral	Disagree	Strongly Disagree	Not Applicable
	5	4	3	2	1	
	Number of Responses					
	Percentage of Total Responses					
1. My school shares information about school success with my family and community members.	109	329	508	215	138	34
	8%	25%	38%	16%	10%	3%
	1333 respondents					
2. My school considers students' opinions when planning ways to improve the school.	78	275	507	215	219	39
	6%	21%	38%	16%	16%	3%
	1333 respondents					
3. My school prepares me for success in the next school year.	151	487	452	110	103	30
	11%	37%	34%	8%	8%	2%
	1333 respondents					

H. Open-Ended Questions

1. What do you like best about your school?
2. What do you like least about your school?
3. What is one suggestion you would like to offer to improve your school?