

BCPS Student Survey (Elementary 3-5) 2018

run on 10/18/2018



surveys





Report Filters

School:
N/A

Race:
N/A

Grade:
N/A

Gender:
N/A

Ethnicity:
N/A


Tag:
N/A

AdvancED Certified Content

Report Summary

Overall Score: 2.72

Network Average: 2.77



By Survey Section

Section Score | Network Average


Purpose and Direction: 2.85

Network Average: 2.9



Governance and Leadership: 2.68

Network Average: 2.68



Teaching and Assessing for Learning: 2.74

Network Average: 2.78




Resources and Support Systems: 2.78

Network Average: 2.82



Using Results for Continuous Improvement: 2.54

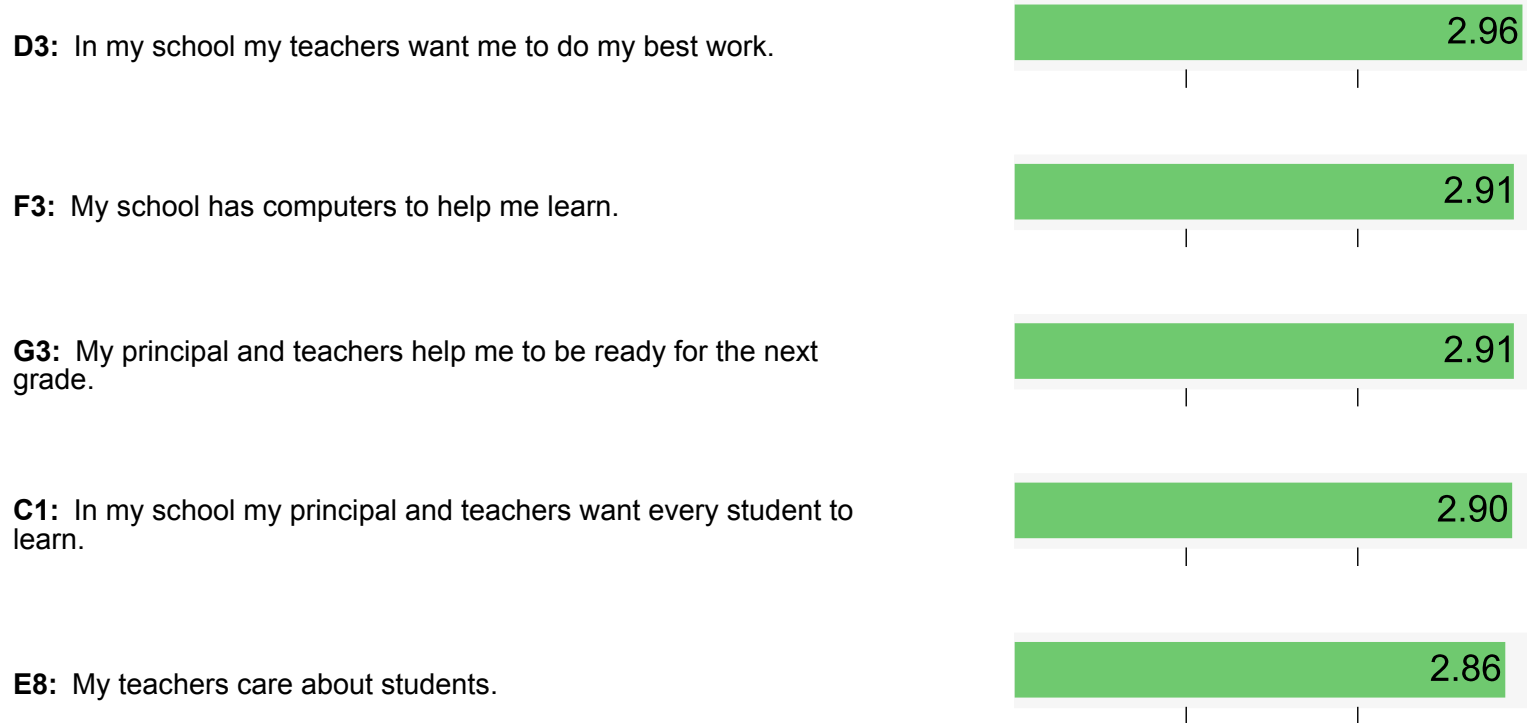
Network Average: 2.66





AdvancED Certified Content

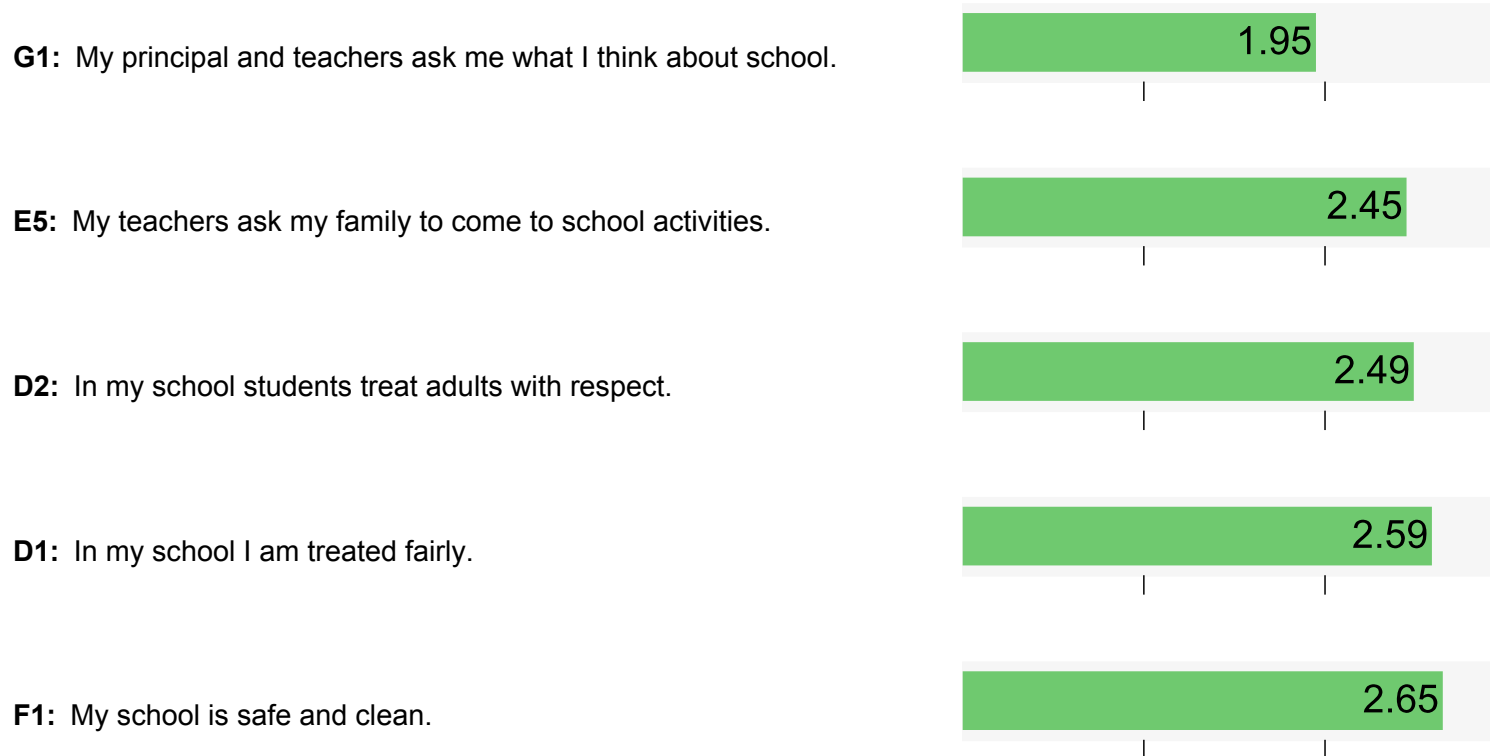
Highest Scoring Items





AdvancED Certified Content

Lowest Scoring Items





AdvancED Certified Content

Demographics

Number of Responses | Percentages of Total Responses

1. Gender

Boy	109	49%
Girl	115	51%

224 respondents

2. Race

American Indian or Alaska Native	7	3%
Asian	1	1%
Black or African American	29	13%
White	145	64%
Two or more races	41	18%

225 respondents

3. Ethnicity

Hispanic	68	30%
----------	----	-----

Not Hispanic or Latino 157 70%

225 respondents

4. Grade

3rd grade 68 30%

4th grade 57 25%

5th grade 104 45%

229 respondents

AdvancED Certified Content

C. Purpose and Direction

Section score: 2.85 Network average: 2.9

	I Agree	I'm Not Sure	I Don't Agree
	3	2	1
	Number of Responses		
	Percentage of Total Responses		
1. In my school my principal and teachers want every student to learn.	208	16	3
	92%	7%	1%
	227 respondents		
2. In my school I am learning new things that will help me.	184	39	4
	81%	17%	2%
	227 respondents		

D. Governance and Leadership

Section score: 2.68 Network average: 2.68

	I Agree	I'm Not Sure	I Don't Agree
	3	2	1
	Number of Responses		
	Percentage of Total Responses		
1. In my school I am treated fairly.	145	69	12
	64%	31%	5%
	226 respondents		
2. In my school students treat adults with respect.	119	99	8
	53%	44%	4%
	226 respondents		
3. In my school my teachers want me to do my best work.	218	7	1
	96%	3%	0%
	226 respondents		

E. Teaching and Assessing for Learning

Section score: 2.74 Network average: 2.78

	I Agree	I'm Not Sure	I Don't Agree
	3	2	1
	Number of Responses		
	Percentage of Total Responses		
1. My teachers help me learn things I will need in the future.	193 86%	26 12%	6 3%
225 respondents			
2. My teachers use different activities to help me learn.	178 79%	40 18%	7 3%
225 respondents			
3. My teachers listen to me.	166 74%	48 21%	11 5%
225 respondents			
4. My teachers tell me how I should behave and do my work.	193 86%	29 13%	3 1%
225 respondents			
5. My teachers ask my family to come to school activities.	135 60%	57 25%	33 15%
225 respondents			
6. My teachers always help me when I need them.	170 76%	44 20%	11 5%
225 respondents			
7. My teachers tell my family how I am doing in school.	179	40	6

8. My teachers care about students.

80% 225 respondents	18%	3%
201	17	7
89% 225 respondents	8%	3%

F. Resources and Support Systems

Section score: 2.78 Network average: 2.82

	I Agree	I'm Not Sure	I Don't Agree
	3	2	1
	Number of Responses		
	Percentage of Total Responses		
1. My school is safe and clean.	156	59	10
	69%	26%	4%
	225 respondents		
2. My school has many places where I can learn, such as the library.	189	33	3
	84%	15%	1%
	225 respondents		
3. My school has computers to help me learn.	208	14	3
	92%	6%	1%
	225 respondents		
4. My school wants children in our school to help each other even if we are not friends.	174	45	6
	77%	20%	3%
	225 respondents		

G. Using Results for Continuous Improvement

Section score: 2.54 Network average: 2.66

- 1. My principal and teachers ask me what I think about school.
- 2. My principal and teachers tell children when they do a good job.
- 3. My principal and teachers help me to be ready for the next grade.

	I Agree	I'm Not Sure	I Don't Agree
	3	2	1
	Number of Responses		
	Percentage of Total Responses		
1. My principal and teachers ask me what I think about school.	63	87	75
	28%	39%	33%
225 respondents			
2. My principal and teachers tell children when they do a good job.	180	37	8
	80%	16%	4%
225 respondents			
3. My principal and teachers help me to be ready for the next grade.	209	12	4
	93%	5%	2%
225 respondents			

H. Open-Ended Questions

1. What do you like the most about your school?
2. What is one thing you don't like about your school?
3. What is one idea that would make your school a better place?