

BCPS Student Survey (Elementary 3-5) 2018

run on 10/18/2018



surveys





Report Filters

School:
N/A

Race:
N/A

Grade:
N/A

Gender:
N/A

Ethnicity:
N/A


Tag:
N/A

AdvancED Certified Content

Report Summary

Overall Score: 2.73

Network Average: 2.77



By Survey Section

Section Score | Network Average


Purpose and Direction: 2.9

Network Average: 2.9




Governance and Leadership: 2.61

Network Average: 2.68




Teaching and Assessing for Learning: 2.78

Network Average: 2.78




Resources and Support Systems: 2.72

Network Average: 2.82



Using Results for Continuous Improvement: 2.61

Network Average: 2.66







AdvancED Certified Content

Highest Scoring Items


D3: In my school my teachers want me to do my best work.




G3: My principal and teachers help me to be ready for the next grade.



F3: My school has computers to help me learn.



C1: In my school my principal and teachers want every student to learn.



E1: My teachers help me learn things I will need in the future.







AdvancED Certified Content

Lowest Scoring Items


G1: My principal and teachers ask me what I think about school.




F1: My school is safe and clean.



D2: In my school students treat adults with respect.



E5: My teachers ask my family to come to school activities.



D1: In my school I am treated fairly.





AdvancedED Certified Content

Demographics

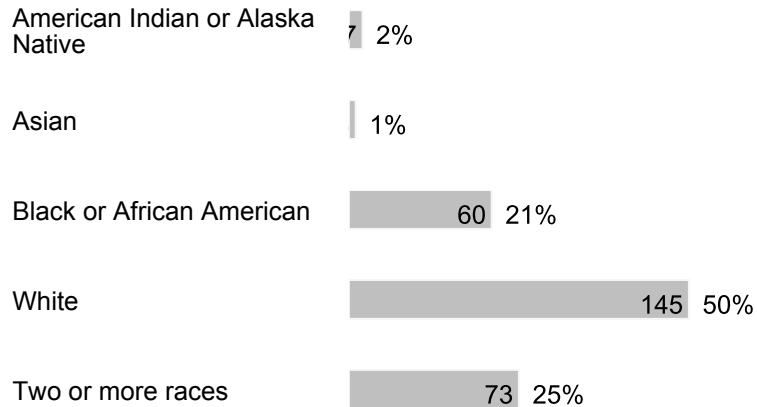
Number of Responses | Percentages of Total Responses

1. Gender



288 respondents

2. Race



288 respondents

3. Ethnicity



Not Hispanic or Latino 193 67%

290 respondents

4. Grade

3rd grade 59 20%

4th grade 122 42%

5th grade 109 38%

290 respondents

AdvancED Certified Content

C. Purpose and Direction

Section score: 2.9 Network average: 2.9

	I Agree	I'm Not Sure	I Don't Agree
	3	2	1
	Number of Responses		
	Percentage of Total Responses		
1. In my school my principal and teachers want every student to learn.	264	19	1
	93%	7%	0%
	284 respondents		
2. In my school I am learning new things that will help me.	247	36	1
	87%	13%	0%
	284 respondents		

D. Governance and Leadership

Section score: 2.61 Network average: 2.68

	I Agree	I'm Not Sure	I Don't Agree
	3	2	1
	Number of Responses		
	Percentage of Total Responses		
1. In my school I am treated fairly.	169	98	17
	60%	35%	6%
	284 respondents		
2. In my school students treat adults with respect.	119	135	30
	42%	48%	11%
	284 respondents		
3. In my school my teachers want me to do my best work.	279	5	0
	98%	2%	0%
	284 respondents		

E. Teaching and Assessing for Learning

Section score: 2.78 Network average: 2.78

	I Agree	I'm Not Sure	I Don't Agree
	3	2	1
	Number of Responses		
	Percentage of Total Responses		
1. My teachers help me learn things I will need in the future.	257 90%	27 10%	0 0%
284 respondents			
2. My teachers use different activities to help me learn.	240 85%	39 14%	5 2%
284 respondents			
3. My teachers listen to me.	202 71%	70 25%	12 4%
284 respondents			
4. My teachers tell me how I should behave and do my work.	255 90%	25 9%	4 1%
284 respondents			
5. My teachers ask my family to come to school activities.	179 63%	72 25%	33 12%
284 respondents			
6. My teachers always help me when I need them.	224 79%	50 18%	10 4%
284 respondents			
7. My teachers tell my family how I am doing in school.	238	38	8

	84%	13%	3%
284 respondents			
	255	22	7
	90%	8%	2%
284 respondents			

8. My teachers care about students.

F. Resources and Support Systems

Section score: 2.72 Network average: 2.82

	I Agree	I'm Not Sure	I Don't Agree
	3	2	1
	Number of Responses		
	Percentage of Total Responses		
1. My school is safe and clean.	118	136	30
	42%	48%	11%
	284 respondents		
2. My school has many places where I can learn, such as the library.	251	28	5
	88%	10%	2%
	284 respondents		
3. My school has computers to help me learn.	268	13	3
	94%	5%	1%
	284 respondents		
4. My school wants children in our school to help each other even if we are not friends.	232	43	9
	82%	15%	3%
	284 respondents		

G. Using Results for Continuous Improvement

Section score: 2.61 Network average: 2.66

- 1. My principal and teachers ask me what I think about school.
- 2. My principal and teachers tell children when they do a good job.
- 3. My principal and teachers help me to be ready for the next grade.

	I Agree	I'm Not Sure	I Don't Agree
	3	2	1
	Number of Responses		
	Percentage of Total Responses		
1. My principal and teachers ask me what I think about school.	93	102	88
	33%	36%	31%
283 respondents			
2. My principal and teachers tell children when they do a good job.	243	37	3
	86%	13%	1%
283 respondents			
3. My principal and teachers help me to be ready for the next grade.	272	10	1
	96%	4%	0%
283 respondents			

H. Open-Ended Questions

1. What do you like the most about your school?
2. What is one thing you don't like about your school?
3. What is one idea that would make your school a better place?