

Results (<https://secure.panoramaed.com/understand>)

RR

Topics Comparison

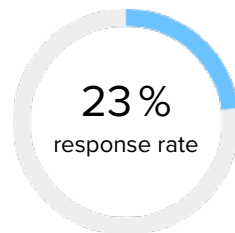


Project: Fall 2015 Staff only

Response Rates

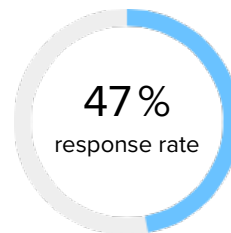
Showing results from 58 responses

Fall 2015 Staff Pilot



18 responses

Fall 2015 Teacher Pilot



40 responses

Survey Topics

Faculty Growth Mindset

Perceptions of whether teaching can improve over time.

SURVEY PROGRAM

Fall 2015 Teacher Pilot

PERCENT FAVORABLE

72%

COMPARISON

+18

○ Lauderhill 6-12
◆ Broward Public... average

Professional Learning

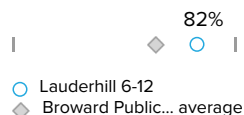
Perceptions of the amount and quality of professional growth and learning opportunities available to faculty and staff.

SURVEY PROGRAM

PERCENT FAVORABLE

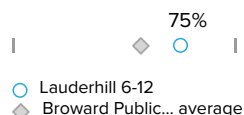
COMPARISON

Fall 2015 Staff Pilot



+19

Fall 2015 Teacher Pilot



+19

School Climate

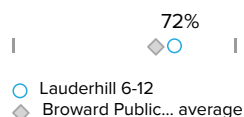
Perceptions of the overall social and learning climate of the school.

SURVEY PROGRAM

PERCENT FAVORABLE

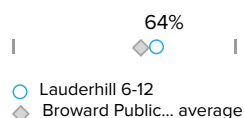
COMPARISON

Fall 2015 Staff Pilot



+9

Fall 2015 Teacher Pilot



+8

← Back to directory
(/broward/understand)



Lauderhill 6-12

OVERVIEW

Overview

(/broward/understand/76013/su)

DASHBOARDS

Topics Comparison

(/broward/understand/76013/ov)

RECENT SURVEY REPORTS

Fall 2015 Staff Pilot

(/broward/understand/76013/su)

Fall 2015 Teacher Pilot

(/broward/understand/76013/su)

Fall 2015 Student Pilot

School Leadership

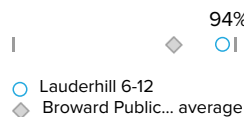
Perceptions of the school leadership's effectiveness.

SURVEY PROGRAM

PERCENT FAVORABLE

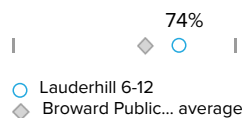
COMPARISON

Fall 2015 Staff Pilot



+23

Fall 2015 Teacher Pilot



+16

Staff-Family Relationships

COMPARISON

+3



COMPARISON

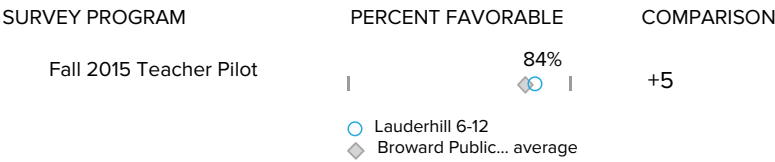
+22

COMPARISON

+12

Teaching Efficacy

Faculty perceptions of their professional strengths and areas for growth.



Testing

Perceptions of the impact of testing on teaching and student learning.

