




# Marzano's High-Yield Strategies for English Language Learners





 Lana Lysen, MA, Reading  
Multicultural & ESOL Program Services  
Education Dept.

 Jean Anderson, MAT, Multicultural  
Education  
Multicultural & ESOL Program Services  
Education Dept.

#1

## *Identifying Similarities and Differences*

- Mind mapping
- Venn diagrams
- T Charts
- Compare and Contrast Organizers
- Cause and Effect Organizers
- Word Sorts

**45 % Gain**



# What Works for ELL's

- Compare (pre-production, early production)
- Classify (pre-production, early production)
- Create Analogies (speech emergence)
- Create Metaphors (intermediate or advanced production)



## #2 *Cooperative Learning*

- Group Projects
- Language Experience Approach
- Shared Reading and Writing
- Book Pass
- Dramatizations

**27 % Gain**



# #3 Nonlinguistic Representations

- Pictures and Realia
- Manipulatives
- Concept Maps
- Student Drawings
- Mnemonic Clues
- Visualization
- 5 Senses Organizer

**27 % Gain**



# GRAPHIC ORGANIZERS

<http://www.greece.k12.ny.us/instruction/ela/6-12/tools>



# #4 Questions-Cues- Advanced Organizers

- Activate background knowledge
- Frontload key vocabulary
- Predicting, inferencing, concluding
- Reciprocal teaching and modeling
- Think alouds and guided questions
- KWL, Anticipation Guides

**22% Gain**





# #5 Homework and Practice

- Lesson opening with review and preview.
- Metacognition of strengths and weaknesses.
- Reflective journals.
- Sharing goals and objectives with parents.

**28% Gain**



# #6 Reinforce Effort Provide Recognition

- Praise efforts to use English.
- Hold high expectations.
- Value home languages and cultures.
- Honor individual learning styles.
- Use authentic assessment.
- Respect silent period.
- Create a stress-free climate.

**29% Gain**



# Teacher Checklist for High Yield Strategies

- Explain standards & benchmarks at the beginning of each class.
- Review & preview at the beginning & end of each lesson.
- Circulate in the class to monitor students.
- Use cooperative groups to implement the lesson activities.



- Use multiple teaching strategies for all learning styles.
- Use multiple resources in addition to the text.
- Differentiate instruction as needed.
- Relate lesson to real-life context.
- Actively engage students.
- Incorporate higher order thinking skills.
- Provide multiple opportunities for authentic assessment.



# Best Practices for ELLs

- Represent what you say with visuals.
- Use short simple sentences with clear articulation.
- Use gestures and facial expression.
- Use high-frequency vocabulary.  
(Replace pronouns with nouns.)
- Reduce idiomatic expressions.

\*When you think you've modeled enough,  
do it one more time!

*Hill & Flynn: Classroom Instruction That Works with ELL's, p 102*



# Bibliography

1. Hill, Jane D. & Flynn, Kathleen M. *Classroom Instruction That Works with English Language Learners*. Alexandria, Va.: ASCD, 2006.
2. Marzano, Robert J., Pickering, Debra J., & Pollack, James E. *Classroom Instruction That Works, Research-Based Strategies for Increasing Student Achievement*. Alexandria, Va.: ASCD 2001.
3. Marzano, Robert J., Norford, Jennifer S., Paynter, Diane E., Pickering, Debra J., & Gaddy, Barbara B.: *A Handbook for Classroom Instruction that Works*. Upper Saddle River, N.J.: Pearson 2005.
4. [Tools for Reading, Writing & Thinking. Greece Central School District. Jan. 8, 2007.](#)  
<[www.greece.k12.ny.us/instruction/ela/6-12/tools](http://www.greece.k12.ny.us/instruction/ela/6-12/tools)>

