

# Broward County Public Schools

## Adopted District Educational Facilities Plan

Fiscal Year 2015-16 to 2019-20



Robert W. Runcie, Superintendent of Schools

September 08, 2015  
600 SE Third Avenue, Fort Lauderdale, FL 33301  
[www.browardschools.com](http://www.browardschools.com)



# ADOPTED DEFP FY16



## The School Board of Broward County, Florida



**Top Row: (L to R)** Ann Murray, Heather P. Brinkworth, Nora Rupert,  
Laurie Rich Levinson, Robin Bartleman, Patricia Good

**Front Row: (L to R)** Abby M. Freedman, Donna P. Korn (Chair),  
Robert W. Runcie (Superintendent of Schools), Dr. Rosalind Osgood (Vice Chair)

The School Board of Broward County, Florida, prohibits any policy or procedure which results in discrimination on the basis of age, color, disability, gender identity, gender expression, national origin, marital status, race, religion, sex or sexual orientation. Individuals who wish to file a discrimination and/or harassment complaint may call the Director, Equal Educational Opportunities/ADA Compliance Department at 754-321-2150 or Teletype Machine (TTY) 754-321-2158.

Individuals with disabilities requesting accommodations under the Americans with Disabilities Act Amendments Act of 2008, (ADAAA) may call Equal Educational Opportunities/ADA Compliance Department at 754-321-2150 or Teletype Machine (TTY) 754-321-2158.

# Broward County Public Schools



## District Educational Facilities Plan FY16

This District Educational Facilities Plan (DEFP-FY16) is an update that sustains funding for projects and programs that are in the May 19, 2015 Amendment to the Adopted DEFP FY15. There were very little changes since the May 19 amendment. To facilitate review, the pages that were changed are highlighted in blue.

The DEFP-FY16 includes additional funding availability primarily from recent debt refinancing, the July 1 Certified Taxable Property Value estimates that are higher than previously projected, and Federal E-Rate reimbursements for approved technology purchases. These funding updates allow approximately \$30 million per year for the new project recommendations.

The Superintendent and Cabinet recommended projects that have a higher impact on the District's Strategic Plan. The focus was on safety & security, capital improvements, buses, and other hi-impact capital projects.

The next section of the DEFP-FY16 includes a report for every school in the District with projects designated as either part of the ADEFP or SMART program. This section and the three addendums that follow are unchanged from the May 19, 2015 amendment.

Addendum #4 is a new schedule to show the impact of the Permanent Classroom Addition Agreement with the City of Parkland. The approved agreement is for the City to pay the School Board for construction of a permanent classroom addition(s). Please refer to Addendum #4.

The Appendix includes other information that is required by section 1013.35, F.S. and the CCC Settlement Agreement to be included in the DEFP. The appendix schedules are: the Portable Transition Plan, Public School Concurrency / Level of Service Plan (LOS) and the Allocation of Resources.



## Glossary of Terms

- 1. GOB:**  
Renovation projects and technology for District owned schools and charter schools, funding from general obligation bond proceeds of \$800 million.
- 2. SMART Program:**  
Includes Safety, Music & Arts, Facility projects and Technology (including GOB as defined above, totaling \$984 million).
- 3. Adopted District Educational Facilities Plan FY15 (ADEFY15):**  
The DEFP adopted by the School Board on September 23, 2014
- 4. Amended ADEFY15:**  
Amendment to the ADEFY15 (as defined in #3) to include the SMART Program (\$984 million). This total amendment is \$2.4 billion. The Amended ADEFY15 was approved by the School Board on May 19, 2015.
- 5. District Educational Facilities Plan (DEFY16)**  
An update to the District Educational Facilities Plan that is unchanged for the GOB and SMART program approved on May 19, 2015. The update is for FY16 through FY20 and includes recent savings from debt refinancing and new revenue projections for local property taxes and new project recommendations. The Tentative DEFY16 was approved as amended on August 18, 2015.
- 6. SMART Website:**  
Projects Listed on the District's SMART Website,  
<http://browardschools.com/web/SMART-needs>
- 7. Carryover:**  
Capital Project Funds approved prior to FY16.
- 8. School Choice Enhancement:**  
Funding will be allocated (\$100,000 per school) for a school-based, school-choice project to improve the condition of an instructional or educational space at each District Owned school.
- 9. District Wide Funding:**  
Funding/project for locations other than school locations.



# Table of Contents



Introduction .....	i
Glossary of Terms.....	ii
<b>FINANCIAL SUMMARY SCHEDULES</b>	
SMART Program .....	1
Revenues.....	2
Appropriations .....	3
<b>REVISED SUPERINTENDENT AND CABINET RECOMMENDATIONS</b>	
<b>New Projects Detail</b>	
Safety & Security.....	7
Academic / Athletic Equipment .....	7
Capital Improvements – Physical Plant Operations.....	9
Facilities / Capital Salaries.....	9
Portable Transition Plan.....	11
Technology Equipment .....	11
Transportation, Vehicles & Buses .....	11
<b>SCHOOL-BY-SCHOOL SCHEDULES</b>	
School-by-School Index.....	15
School-by-School Projects (alphabetical by school name).....	19
<b>ADDENDUMS</b>	
Index of Addendums .....	259
#1 List of Facility Project Revisions .....	261
#2 Modular Classroom Agreement – City of Parkland.....	263
#3 Revised Comprehensive Music Equipment Replacement Schedule.....	265
#4 (New) Permanent Classroom Addition Agreement – City of Parkland .....	275
<b>APPENDIX</b>	
Index of Appendices.....	277
Appendix A – Portable Transition Plan .....	279
Appendix B – Public School Concurrency / Level-of-Service Plan.....	282
Appendix C – Allocation of Resources & 10 and 20 Year Plan (CCC Settlement Agreement – Condition #8) .....	294
Appendix D – Magnet Programs .....	295

[This page intentionally left blank]

# SMART Program

(in thousands)



	<i>Carryover 2014-15</i>	<i>Yr-1 2015-16</i>	<i>Yr-2 2016-17</i>	<i>Yr-3 2017-18</i>	<i>Yr-4 2018-19</i>	<b>Total</b>
<b>SMART Appropriations</b>						
Safety	\$ 24,652	\$ 32,412	\$ 14,718	\$ 23,643	\$ 30,184	\$ 125,609
Music & Art	4,992	10,005	5,441	10,103	9,257	39,798
Athletics	1,805	1,835	1,773	985	985	7,383
Renovation	157,829	149,306	143,176	126,932	153,187	730,430
Technology						
Computers and Hardware - District owned Schools	30,486	22,863	15,483			68,832
Charter School Technology	12,000					12,000
<b>Total</b>	<b>\$ 231,764</b>	<b>\$ 216,421</b>	<b>\$ 180,591</b>	<b>\$ 161,663</b>	<b>\$ 193,613</b>	<b>\$ 984,052</b>



# Revenues

(in thousands)

<b>Revenue &amp; Financing Sources</b>	<b>Carryover 2014-15</b>	<b>Yr-1 2015-16</b>	<b>Yr-2 2016-17</b>	<b>Yr-3 2017-18</b>	<b>Yr-4 2018-19</b>	<b>Yr-5 2019-20</b>	<b>Total</b>
Millage	\$ 101,861	\$ 237,143	\$ 249,925	\$ 263,896	\$ 277,460	\$ 291,971	\$ 1,422,256
Local	118,365	24,705	21,561	14,949	18,641	5,155	203,376
General Obligation Bond	162,656	193,772	156,886	129,563	157,123		800,000
State	8,698	14,141	14,666	16,466	16,366	16,366	86,703
Federal		11,367	9,367	9,367	9,367	9,367	48,835
<b>Total</b>	<b>\$ 391,580</b>	<b>\$ 481,128</b>	<b>\$ 452,405</b>	<b>\$ 434,241</b>	<b>\$ 478,957</b>	<b>\$ 322,859</b>	<b>\$2,561,170</b>

# Appropriations

(in thousands)



	<i>Carryover 2014-15</i>	<b>Yr-1 2015-16</b>	<b>Yr-2 2016-17</b>	<b>Yr-3 2017-18</b>	<b>Yr-4 2018-19</b>	<b>Yr-5 2019-20</b>	<b>Total</b>
<b>Appropriations</b>							
Equipment & Building Leases	\$ 0	\$ 13,249	\$ 13,427	\$ 13,602	\$ 11,621	\$ 9,338	\$ 61,237
Facilities/Capital Salaries		13,500	13,500	13,500	13,500	13,500	67,500
Program Management (URS) & Quality Assurance		1,920	1,920	1,920	1,920	1,920	9,600
Maintenance	26,803	57,025	57,025	57,025	57,025	57,025	311,928
Charter School Capital Outlay (State Flow Through)		12,775	17,000	17,000	17,000	17,000	80,775
COPs Debt Service		144,514	138,942	139,531	154,278	160,532	737,797
Non-Facility Projects	30,013					33,544	63,557
Facility Projects	35,000	7,724					42,724
Reserve Assigned for New Projects (See page 5 for details)	20,000	14,000 1,857	30,000	30,000	30,000	30,000	154,000 21,857
<b>Unassigned Reserves</b>							
- Reduction at TDEFP Hearing		12,143					12,143
- Unassigned Reserve (Year 2 - Year 5)			30,000	30,000	30,000	30,000	120,000
- Reserve	48,000						48,000
<b>Sub-Total</b>	<b>159,816</b>	<b>264,707</b>	<b>271,814</b>	<b>272,578</b>	<b>285,344</b>	<b>322,859</b>	<b>1,577,118</b>
<b>SMART Appropriations</b>							
Safety	24,652	32,412	14,718	23,643	30,184		125,609
Music & Art	4,992	10,005	5,441	10,103	9,257		39,798
Athletics	1,805	1,835	1,773	985	985		7,383
Renovation	157,829	149,306	143,176	126,932	153,187		730,430
Technology							
Computers and Hardware – District Owned Schools	30,486	22,863	15,483				68,832
Charter School Technology	12,000						12,000
<b>Sub-Total</b>	<b>231,764</b>	<b>216,421</b>	<b>180,591</b>	<b>161,663</b>	<b>193,613</b>	<b>0</b>	<b>984,052</b>
<b>Total</b>	<b>\$ 391,580</b>	<b>\$ 481,128</b>	<b>\$ 452,405</b>	<b>\$ 434,241</b>	<b>\$ 478,957</b>	<b>\$ 322,859</b>	<b>\$ 2,561,170</b>

[This page intentionally left blank]

[This page intentionally left blank]

[This page intentionally left blank]



## Revised Superintendent and Cabinet Recommendations

- The School Board, at the August 18, 2015 Tentative District Educational Facilities Plan Public Hearing, amended the plan to remove funding for buses, radios, and the new Operations Specialist III position.
- The funds that were cut will be placed into an unassigned reserve.

### New Projects Detail Safety & Security

Project	Carryover Reserve (2014-15)	Year 1 (2015-16)	Total	Description
Asbestos Abatement and Environmental Permitting	1,320,000		1,320,000	The Contractors and Consultants perform work on Asbestos and Mold abatement at our schools with programs that focus on indoor air quality assessments, radon testing, and other miscellaneous industrial and/or environmental services
Surveillance Cameras - Maintenance and Repair	228,000	172,000	400,000	To maintain the integrity of the existing security camera systems, as well as repair them when necessary
Sub-Total	\$1,548,000	\$172,000	\$1,720,000	

### New Projects Detail Academic/Athletic Equipment

Project	Carryover Reserve (2014-15)	Year 1 (2015-16)	Total	Description
Gender/School Equity Athletic Equipment	11,000	170,000	181,000	Assists the District to ensure that no disparities in equipment and facilities among schools and between male and female athletic teams exist
Magnet Program Equipment	1,268,789		1,268,789	Magnet equipment for programs across the District (see appendix D)
Middle School Athletic Equipment	21,000		21,000	42 middle schools to purchase needed ice machines, track and field equipment, hurdles, pits, soccer goals, and basketball shooting machines; \$500 for each school
Music Instrument Repairs	772,075		772,075	Repairs of Musical Instruments
Track and Field Pads	100,000		100,000	Replace worn out high jump pads and pole vault pads at selected high schools
Sub-Total	\$2,172,864	\$170,000	\$2,342,864	

[This page intentionally left blank]

## Revised Superintendent and Cabinet Recommendations

### New Projects Detail

#### Capital Improvements - Physical Plant Operations

Project	Carryover Reserve (2014-15)	Year 1 (2015-16)	Total	Description
Capital Improvements	8,000,000		8,000,000	Capital Improvements performed by the District's Physical Plant Operations Department (PPO) including, but not limited to ; air conditioning, electrical, plumbing, building envelope, and other mechanical systems.
Maintenance Materials and Parts	3,129,429		3,129,429	Increase the inventory of materials and parts used by PPO to create increased efficiencies performing maintenance, repairs, and capital improvements.
Pool Maintenance / Repairs	474,000		474,000	Annual repair and maintenance costs for all 19 District owned pools. This is a safety and health issue in maintaing pools and repairs (remarciting, replacing heaters, etc.) The District must comply with all Broward County health rules and federal regulations.
Stadium Sound Systems	120,000		120,000	Replace the stadium sound systems at six high school stadiums: Flanagan, Blanche Ely, South Plantation, Miramar, Hallandale, and Deerfield Beach. The safety and health of all patrons at stadiums is contingent on hearing instructions and information. The aforementioned stadiums have inadequate sound systems; you cannot hear properly on the visitor's side. The health and welfare of the fans is an issue if you cannot hear stadium warnings due to lightning.
Turf Resurfacing - High Schools	200,012		200,012	The multipurpose field at each high school is utilized for multiple activities including; football, soccer, flag football, lacrosse, track and field, band, etc. The wear and tear on the field turf requires periodic replacement. An annual replacement program is necessary to maintain fields and quality condition for athletics and activities competitions. This will allow the District to replace the turf at two high schools per year.
Sub-Total	\$11,923,441	\$0	\$11,923,441	

#### Facilities/Capital Salaries

Project	Carryover Reserve (2014-15)	Year 1 (2015-16)	Total	Description
<del>Operations Specialist III</del>		<del>-44,332-</del>	<del>0-</del>	<del>New position in Portfolio Services Division - Operations Specialist III salary and fringe</del>
Organizational Chart 2015/16		1,300,000	1,300,000	2015/16 Organizational Chart capital funding impacts salary and fringe
Sub-Total	\$0	\$1,300,000	\$1,300,000	

[This page intentionally left blank]

## Revised Superintendent and Cabinet Recommendations

### New Projects Detail

#### Portable Transition Plan

Project	Carryover Reserve (2014-15)	Year 1 (2015-16)	Total	Description
Covered Walkway	400,000	50,000	450,000	Construction of Covered Walkways at Manatee Bay Elementary and North Andrews Gardens Elementary per Portable Transition Plan see Appendix A
Portable Demolition	555,016	56,000	611,016	Portables slated for disposition / demolition per Portable Transition Plan see Appendix A
Sub-Total	\$955,016	\$106,000	\$1,061,016	

#### Technology Equipment

Project	Carryover Reserve (2014-15)	Year 1 (2015-16)	Total	Description
Kronos Terminal Replacement	400,000	110,000	510,000	Refreshment of over 600 Kronos Time Terminals in schools and administrative sites beginning with those with the oldest firmware versions.
Replace Outdated Phone Systems	3,000,000		3,000,000	This project aims to modernize the core network infrastructure, physical end - user device management and data center facility environment with a focus on providing appropriate scale, performance, availability and serviceability to meet the District business and academic requirements.
Sub-Total	\$3,400,000	\$110,000	\$3,510,000	

#### Transportation, Vehicles & Buses

Project	Carryover Reserve (2014-15)	Year 1 (2015-16)	Total	Description
<del>Buses</del>		<del>-10,300,000</del>	<del>-10,300,000</del>	<del>Replacement of Buses</del>
<del>Radios</del>		<del>-1,798,347</del>	<del>-1,798,347</del>	<del>Required due to re-banding by Broward County</del>
<del>White Fleet</del>			<del>0</del>	<del>Replacement of White Fleet Maintenance Vehicles</del>
Sub-Total	\$0	\$0	\$0	
	<b>Carryover Reserve (2014-15)</b>	<b>Year 1 (2015-16)</b>	<b>Total</b>	
<b>Grand Total</b>	\$19,999,321	\$1,858,000	\$21,857,321	

[This page intentionally left blank]

[This page intentionally left blank]

[This page intentionally left blank]



**The School Board of Broward Count, Florida**  
**Adopted District Educational Facilities Plan Report by School**  
**Fiscal Years 2015-16 to 2019-20**

<b>School Name</b>	<b>Loc ID</b>	<b>Page</b>	<b>School Name</b>	<b>Loc ID</b>	<b>Page</b>
Anderson, Boyd H. Senior High School	1741	19	Dave Thomas Education Center-West	2031	66
Apollo Middle School	1791	20	Davie Elementary School	2801	67
Atlantic Technical College	2221	21	Deerfield Beach Elementary School	0011	68
Atlantic Technical, Arthur Ashe, Jr Campus	4702	22	Deerfield Beach Middle School	0911	69
Atlantic West Elementary School	2511	23	Deerfield Beach Senior High School	1711	70
Attucks Middle School	0343	24	Deerfield Park Elementary School	0391	71
Bair Middle School	2611	25	Dillard 6-12 School	0371	72
Banyan Elementary School	2001	26	Dillard Elementary School	0271	73
Bayview Elementary School	0641	27	Discovery Elementary School	3962	74
Beachside Montessori Village	2041	28	Dolphin Bay Elementary School	3751	75
Bennett Elementary School	0201	29	Drew, Charles Elementary School	3221	76
Bethune, Mary M. Elementary School	0341	30	Drew, Charles Family Resource Center	0301	77
Boulevard Heights Elementary School	0971	31	Driftwood Elementary School	0721	78
Bright Horizons Center	0871	32	Driftwood Middle School	0861	79
Broadview Elementary School	0811	33	Eagle Point Elementary School	3461	80
Broward Estates Elementary School	0501	34	Eagle Ridge Elementary School	3441	81
Castle Hill Annex	1382	35	Ely, Blanche Senior High School	0361	82
Castle Hill Elementary School	1461	36	Embassy Creek Elementary School	3191	84
Central Park Elementary School	2641	37	Endeavour Primary Learning Center	3301	85
Challenger Elementary School	3771	38	Everglades Elementary School	2942	86
Chapel Trail Elementary School	2961	39	Everglades Senior High School	3731	87
Coconut Creek Elementary School	1421	40	Fairway Elementary School	1641	88
Coconut Creek Senior High School	1681	41	Falcon Cove Middle School	3622	89
Coconut Palm Elementary School	3741	42	Flamingo Elementary School	2541	90
Colbert Elementary School	0231	43	Flanagan, Charles W. Senior High School	3391	91
Collins Elementary School	0331	44	Floranada Elementary School	0851	92
Cooper City Elementary School	1211	45	Forest Glen Middle School	3051	93
Cooper City Senior High School	1931	46	Forest Hills Elementary School	2631	94
Coral Cove Elementary School	2011	48	Fort Lauderdale Senior High School	0951	95
Coral Glades Senior High School	3861	49	Fox Trail Elementary School	3531	96
Coral Park Elementary School	3041	50	Gator Run Elementary School	3642	97
Coral Springs Elementary School	2551	51	Glades Middle School	2021	98
Coral Springs Middle School	2561	52	Griffin Elementary School	2851	99
Coral Springs Senior High School	1151	53	Gulfstream Middle School	3931	100
Country Hills Elementary School	3111	54	Hallandale Adult & Community Center	0592	101
Country Isles Elementary School	2981	55	Hallandale Elementary School	0131	102
Cresthaven Elementary School	0901	56	Hallandale Senior High School	0403	103
Croissant Park Elementary School	0221	57	Harbordale Elementary School	0491	104
Cross Creek School	3222	58	Hawkes Bluff Elementary School	3131	105
Crystal Lake Middle School	1871	59	Heron Heights Elementary School	3961	106
Cypress Bay Senior High School	3623	60	Hollywood Central Elementary School	0121	107
Cypress Elementary School	1781	61	Hollywood Hills Elementary School	0111	108
Cypress Run Education Center	2123	62	Hollywood Hills Senior High School	1661	109
Dandy, William Middle School	1071	63	Hollywood Park Elementary School	1761	110
Dania Elementary School	0101	64	Horizon Elementary School	2531	111
Dave Thomas Education Center	3651	65	Hunt, James S. Elementary School	1971	112

**The School Board of Broward Count, Florida**  
**Adopted District Educational Facilities Plan Report by School**  
**Fiscal Years 2015-16 to 2019-20**

<b>School Name</b>	<b>Loc ID</b>	<b>Page</b>	<b>School Name</b>	<b>Loc ID</b>	<b>Page</b>
Indian Ridge Middle School	3471	113	Oakland Park Elementary School	0031	157
Indian Trace Elementary School	3181	114	Oakridge Elementary School	0461	158
King, Martin Luther (Dr. Martin Luther King, Jr. Montessori Academy)	1611	115	Olsen Middle School	0471	159
Lake Forest Elementary School	0831	116	Orange Brook Elementary School	0711	160
Lakeside Elementary School	3591	117	Oriole Elementary School	1831	161
Lanier-James Education Center	0405	118	Palm Cove Elementary School	3311	162
Larkdale Elementary School	0621	119	Palmview Elementary School	1131	163
Lauderdale Lakes Middle School	1701	120	Panther Run Elementary School	3571	164
Lauderdale Manors Early Learning and Resource Center	0431	121	Park Lakes Elementary School	3761	165
Lauderhill 6-12 School	1391	122	Park Ridge Elementary School	1951	166
Lauderhill-Paul Turner Elementary School	1381	123	Park Springs Elementary School	3171	167
Liberty Elementary School	3821	124	Park Trails Elementary School	3781	168
Lloyd Estates Elementary School	1091	125	Parkside Elementary School	3631	169
Lyons Creek Middle School	3101	126	Parkway Middle School	0701	170
Manatee Bay Elementary School	3841	127	Pasadena Lakes Elementary School	2071	171
Maplewood Elementary School	2741	128	Pembroke Lakes Elementary School	2661	172
Margate Elementary School	1161	129	Pembroke Pines Elementary School	1221	173
Margate Middle School	0581	130	Perry, Annabel C. Elementary School	1631	174
Markham, C. Robert Elementary School	1671	131	Perry, Henry D. Middle School	1011	175
McArthur Senior High School	0241	132	Peters Elementary School	0931	176
McFatter Technical College	1291	133	Pine Ridge Education Center	0653	177
McFatter Technical, Broward Fire Academy	2771	134	Pines Lakes Elementary School	2861	178
McNab Elementary School	0841	135	Pines Middle School	1881	179
McNicol Middle School	0481	136	Pinewood Elementary School	2811	180
Meadowbrook Elementary School	0761	137	Pioneer Middle School	2571	181
Millennium Middle School	4772	138	Piper Senior High School	1901	182
Miramar Elementary School	0531	139	Plantation Elementary School	0941	183
Miramar Senior High School	1751	140	Plantation Middle School	0551	184
Mirror Lake Elementary School	1841	141	Plantation Park Elementary School	1251	185
Monarch Senior High School	3541	142	Plantation Senior High School	1451	186
Morrow Elementary School	2691	143	Pompano Beach Elementary School	0751	188
New Renaissance Middle School	3911	144	Pompano Beach Middle School	0021	190
New River Middle School	0881	145	Pompano Beach Senior High School	0185	192
Nob Hill Elementary School	2671	146	Quiet Waters Elementary School	3121	193
Norcrest Elementary School	0561	147	Ramblewood Elementary School	2721	194
North Andrews Gardens Elementary School	0521	148	Ramblewood Middle School	2711	195
North Fork Elementary School	1191	149	Rickards, James S. Middle School	2121	196
North Lauderdale Elementary School	2231	150	Riverglades Elementary School	2891	197
North Side Elementary School	0041	151	Riverland Elementary School	0151	198
Northeast Senior High School	1241	152	Riverside Elementary School	3031	199
Nova Blanche Forman Elementary School	1282	153	Rock Island Elementary School	3701	200
Nova Dwight D Eisenhower Elementary School	1271	154	Royal Palm Elementary School	1851	201
Nova Middle School	1311	155	Sanders Park Elementary School	0891	202
Nova Senior High School	1281	156	Sandpiper Elementary School	3061	203
			Sawgrass Elementary School	3401	204
			Sawgrass Springs Middle School	3431	205

**The School Board of Broward Count, Florida**  
**Adopted District Educational Facilities Plan Report by School**  
**Fiscal Years 2015-16 to 2019-20**

<b>School Name</b>	<b>Loc ID</b>	<b>Page</b>	<b>School Name</b>	<b>Loc ID</b>	<b>Page</b>
Sea Castle Elementary School	2871	206	Wingate Oaks Center	0991	252
Seagull Alternative High School	0601	207	Winston Park Elementary School	3091	253
Seminole Middle School	1891	208	Young, Virginia Shuman Elementary School	3321	254
Sheridan Hills Elementary School	1811	209	Young, Walter C. Middle School	3001	255
Sheridan Park Elementary School	1321	210			
Sheridan Technical Center	1051	211			
Sheridan Technical High School	0422	212			
Silver Lakes Elementary School	3371	213			
Silver Lakes Middle School	2971	214			
Silver Palms Elementary School	3491	215			
Silver Ridge Elementary School	3081	216			
Silver Shores Elementary School	3581	217			
Silver Trail Middle School	3331	218			
South Broward Senior High School	0171	219			
South Plantation Senior High School	2351	220			
Stephen Foster Elementary School	0921	221			
Stirling Elementary School	0691	222			
Stoneman Douglas Senior High School	3011	223			
Stranahan Senior High School	0211	224			
Sunland Park Academy	0611	225			
Sunrise Middle School	0251	226			
Sunset Lakes Elementary School	3661	227			
Sunshine Elementary School	1171	228			
Tamarac Elementary School	2621	229			
Taravella, J.P. Senior High School	2751	230			
Tedder Elementary School	0571	231			
Tequesta Trace Middle School	3151	232			
The Quest Center	1021	233			
Thurgood Marshall Elementary School	3291	234			
Tradewinds Elementary School	3481	235			
Tropical Elementary School	0731	236			
Twin Lakes Annex	3251	237			
Village Elementary School	1621	238			
Walker Elementary School	0321	239			
Watkins Elementary School	0511	240			
Welleby Elementary School	2881	241			
West Broward High School	3971	242			
West Hollywood Elementary School	0161	243			
Westchester Elementary School	2681	244			
Western Senior High School	2831	245			
Westglades Middle School	3871	246			
Westpine Middle School	2052	247			
Westwood Heights Elementary School	0631	248			
Whiddon-Rogers Education Center	0452	249			
Whispering Pines Education Center	1752	250			
Wilton Manors Elementary School	0191	251			

[This page intentionally left blank]

# Anderson, Boyd H. Senior High School

## Adopted District Educational Facilities Plan

Project	Carryover (2014-15)	Year 1 (2015-16)	Year 2 (2016-17)	Year 3 (2017-18)	Year 4 (2018-19)	Total	Scope
<del>Media Center</del>	<del>-2,018,340</del>					<del>-2,018,340</del>	<del>Renovation of the existing Media Center including select demolition, removal of existing interior stair, new interior wall layout, finishes and minor HVAC, plumbing and electrical work.</del>
ADEFP Sub-Total	0	0	0	0	0	0	

## SMART Program

Project	Carryover (2014-15)	Year 1 (2015-16)	Year 2 (2016-17)	Year 3 (2017-18)	Year 4 (2018-19)	Total	Scope
Safety & Security			540,000			540,000	Single Point of Entry
Safety & Security			77,000			77,000	Safety / Security Upgrade
Athletics			121,000			121,000	Weight Room Renovation
Renovation			1,380,000			1,380,000	STEM Lab improvements
Renovation			100,000			100,000	School Choice Enhancement
<u>Renovation</u>	<u>2,018,340</u>					<u>2,018,340</u>	<u>Renovation of the existing Media Center including select demolition, removal of existing interior stair, new interior wall layout, finishes and minor HVAC, plumbing and electrical work.</u>
Renovation			849,000			849,000	HVAC Improvements
Renovation			71,000			71,000	CAT 6 Data port Upgrade
Renovation			2,580,000			2,580,000	Building Envelope Improvements (Roof, Window, Ext Wall, etc.)
Renovation			388,000			388,000	ADA renovations related to educational adequacy
Renovation			89,000			89,000	Wireless Network Upgrade
Technology			236,000			236,000	Additional computers to close computer gap
SMART Sub-Total	2,018,340	0	6,431,000	0	0	8,449,340	

	Carryover (2014-15)	Year 1 (2015-16)	Year 2 (2016-17)	Year 3 (2017-18)	Year 4 (2018-19)	Total	
<b>School Total</b>	2,018,340	0	6,431,000	0	0	8,449,340	

# Apollo Middle School

## Adopted District Educational Facilities Plan

Project	<i>Carryover (2014-15)</i>	Year 1 (2015-16)	Year 2 (2016-17)	Year 3 (2017-18)	Year 4 (2018-19)	Total	Scope
There are no ADEFP projects for this location.							

### SMART Program

Project	<i>Carryover (2014-15)</i>	Year 1 (2015-16)	Year 2 (2016-17)	Year 3 (2017-18)	Year 4 (2018-19)	Total	Scope
Safety & Security					75,000	75,000	Single Point of Entry
Safety & Security					107,000	107,000	Safety / Security Upgrade
Safety & Security					50,000	50,000	Fire Sprinklers
Athletics			70,000			70,000	Track Resurfacing
Renovation			120,000			120,000	Wireless Network Upgrade
Renovation					100,000	100,000	School Choice Enhancement
Renovation					555,000	555,000	Media Center improvements
Renovation					4,570,000	4,570,000	HVAC Improvements
Renovation			11,000			11,000	CAT 6 Data port Upgrade
Renovation					1,633,000	1,633,000	Building Envelope Improvements (Roof, Window, Ext Wall, etc.)
Technology			13,000			13,000	Technology Infrastructure (Servers, Racks, etc.) Upgrade
Technology			104,000			104,000	Additional computers to close computer gap
<b>SMART Sub-Total</b>	0	0	318,000	0	7,090,000	7,408,000	

Project	<i>Carryover (2014-15)</i>	Year 1 (2015-16)	Year 2 (2016-17)	Year 3 (2017-18)	Year 4 (2018-19)	Total	Scope
<b>School Total</b>	0	0	318,000	0	7,090,000	7,408,000	

# Atlantic Technical College

## Adopted District Educational Facilities Plan

Project	Carryover (2014-15)	Year 1 (2015-16)	Year 2 (2016-17)	Year 3 (2017-18)	Year 4 (2018-19)	Total	Scope
Canopy Replacement	405,000					405,000	Demolish existing canopy and install new Main Entrance Canopy at Building #1. Scope of work includes new lighting and lighting protection, concrete slab and structural concrete columns, storm drainage, revised stairs, planters and handrails.
<del>HVAC</del>	<del>6,051,469</del>					<del>6,051,469</del>	<del>IAQ Repairs - HVAC</del>
Re-Roof	221,400					221,400	Demolish existing roofing and tectum decking down to bar joists on Building #8. Install new metal decking and SBS Modified roof system and related accessories.
ADEFP Sub-Total	626,400	0	0	0	0	626,400	

## SMART Program

Project	Carryover (2014-15)	Year 1 (2015-16)	Year 2 (2016-17)	Year 3 (2017-18)	Year 4 (2018-19)	Total	Scope
<a href="#">Safety &amp; Security</a>		<a href="#">1,482,000</a>				<a href="#">1,482,000</a>	<a href="#">Fire Sprinklers</a>
Renovation	161,000					161,000	Wireless Network Upgrade
Renovation		100,000				100,000	School Choice Enhancement
Renovation		118,000				118,000	Media Center improvements
<a href="#">Renovation</a>		<a href="#">4,642,000</a>				<a href="#">4,642,000</a>	<a href="#">IAQ Repairs - HVAC</a>
Renovation	18,000					18,000	CAT 6 Data port Upgrade
Renovation		2,710,000				2,710,000	Building Envelope Improvements (Roof, Window, Ext Wall, etc.)
Technology	483,000					483,000	Technology Infrastructure (Servers, Racks, etc.) Upgrade
SMART Sub-Total	662,000	9,052,000	0	0	0	9,714,000	

	Carryover (2014-15)	Year 1 (2015-16)	Year 2 (2016-17)	Year 3 (2017-18)	Year 4 (2018-19)	Total	
<b>School Total</b>	1,288,400	9,052,000	0	0	0	10,340,400	

## Atlantic Technical, Arthur Ashe, Jr Campus

### Adopted District Educational Facilities Plan

Project	Carryover (2014-15)	Year 1 (2015-16)	Year 2 (2016-17)	Year 3 (2017-18)	Year 4 (2018-19)	Total	Scope
Install one Direct Expansion mini split AC unit in rooms 171 & 174, Bldg 1	48,000					48,000	Install one mini split unit direct expansion with one condenser and three evaporators. Includes condensate drain pumps for each evaporator, fresh air intake, drain-line to a french well and condensing unit on a metal stand on the exterior wall 9' AFF.
ADEFP Sub-Total	48,000	0	0	0	0	48,000	

### SMART Program

Project	Carryover (2014-15)	Year 1 (2015-16)	Year 2 (2016-17)	Year 3 (2017-18)	Year 4 (2018-19)	Total	Scope
Safety & Security			42,000			42,000	Fire Alarm
Renovation			90,000			90,000	Wireless Network Upgrade
Renovation	100,000					100,000	School Choice Enhancement
Renovation			10,000			10,000	CAT 6 Data port Upgrade
Renovation	1,200,000					1,200,000	Building Envelope Improvements (Roof, Window, Ext Wall, etc.)
SMART Sub-Total	1,300,000	0	142,000	0	0	1,442,000	

	Carryover (2014-15)	Year 1 (2015-16)	Year 2 (2016-17)	Year 3 (2017-18)	Year 4 (2018-19)	Total	
<b>School Total</b>	1,348,000	0	142,000	0	0	1,490,000	



# Atlantic West Elementary School

## Adopted District Educational Facilities Plan

Project	Carryover (2014-15)	Year 1 (2015-16)	Year 2 (2016-17)	Year 3 (2017-18)	Year 4 (2018-19)	Total	Scope
HVAC	52,197					52,197	Safety / Ventilation
ADEFP Sub-Total	52,197	0	0	0	0	52,197	

## SMART Program

Project	Carryover (2014-15)	Year 1 (2015-16)	Year 2 (2016-17)	Year 3 (2017-18)	Year 4 (2018-19)	Total	Scope
Safety & Security		619,000				619,000	Fire Sprinklers
Renovation		89,000				89,000	Wireless Network Upgrade
Renovation		100,000				100,000	School Choice Enhancement
Renovation		227,000				227,000	Media Center improvements
Renovation		723,000				723,000	HVAC Improvements
Renovation		16,000				16,000	CAT 6 Data port Upgrade
Renovation		1,048,000				1,048,000	Building Envelope Improvements (Roof, Window, Ext Wall, etc.)
Technology		146,000				146,000	Additional computers to close computer gap
SMART Sub-Total	0	2,968,000	0	0	0	2,968,000	

	Carryover (2014-15)	Year 1 (2015-16)	Year 2 (2016-17)	Year 3 (2017-18)	Year 4 (2018-19)	Total	
<b>School Total</b>	52,197	2,968,000	0	0	0	3,020,197	

# Attucks Middle School

## Adopted District Educational Facilities Plan

Project	Carryover (2014-15)	Year 1 (2015-16)	Year 2 (2016-17)	Year 3 (2017-18)	Year 4 (2018-19)	Total	Scope
<del>Life Safety</del>	<del>-1,962,778</del>					<del>-1,962,778</del>	<del>Provide Fire Sprinkler Protection</del>
ADEFP Sub-Total	0	0	0	0	0	0	

## SMART Program

Project	Carryover (2014-15)	Year 1 (2015-16)	Year 2 (2016-17)	Year 3 (2017-18)	Year 4 (2018-19)	Total	Scope
<u>Safety &amp; Security</u>		<u>1,962,778</u>				<u>1,962,778</u>	<u>Provide Fire Sprinkler Protection</u>
Safety & Security				465,000		465,000	Single Point of Entry
Renovation				420,000		420,000	Media Center improvements
Renovation		454,000				454,000	HVAC Improvements
Renovation			624,000			624,000	Electrical Improvements
Renovation			18,000			18,000	CAT 6 Data port Upgrade
Renovation	316,000					316,000	Building Envelope Improvements (Roof, Window, Ext Wall, etc.)
Renovation			103,000			103,000	Wireless Network Upgrade
Renovation	100,000					100,000	School Choice Enhancement
Technology			82,000			82,000	Additional computers to close computer gap
SMART Sub-Total	416,000	2,416,778	827,000	885,000	0	4,544,778	

Project	Carryover (2014-15)	Year 1 (2015-16)	Year 2 (2016-17)	Year 3 (2017-18)	Year 4 (2018-19)	Total	Scope
<b>School Total</b>	416,000	2,416,778	827,000	885,000	0	4,544,778	

# Bair Middle School

## Adopted District Educational Facilities Plan

Project	<i>Carryover (2014-15)</i>	Year 1 (2015-16)	Year 2 (2016-17)	Year 3 (2017-18)	Year 4 (2018-19)	Total	Scope
There are no ADEFP projects for this location.							

### SMART Program

Project	<i>Carryover (2014-15)</i>	Year 1 (2015-16)	Year 2 (2016-17)	Year 3 (2017-18)	Year 4 (2018-19)	Total	Scope
Safety & Security				77,000		77,000	Safety / Security Upgrade
Safety & Security				462,000		462,000	Fire Alarm
Renovation			121,000			121,000	Wireless Network Upgrade
Renovation				100,000		100,000	School Choice Enhancement
Renovation				495,000		495,000	Media Center improvements
Renovation				103,000		103,000	HVAC Improvements
Renovation			26,000			26,000	CAT 6 Data port Upgrade
Renovation				380,000		380,000	Building Envelope Improvements (Roof, Window, Ext Wall, etc.)
Technology			134,000			134,000	Additional computers to close computer gap
SMART Sub-Total	0	0	281,000	1,617,000	0	1,898,000	

	<i>Carryover (2014-15)</i>	Year 1 (2015-16)	Year 2 (2016-17)	Year 3 (2017-18)	Year 4 (2018-19)	Total
<b>School Total</b>	0	0	281,000	1,617,000	0	1,898,000

# Banyan Elementary School

## Adopted District Educational Facilities Plan

Project	<i>Carryover (2014-15)</i>	Year 1 (2015-16)	Year 2 (2016-17)	Year 3 (2017-18)	Year 4 (2018-19)	Total	Scope
There are no ADEFP projects for this location.							

### SMART Program

Project	<i>Carryover (2014-15)</i>	Year 1 (2015-16)	Year 2 (2016-17)	Year 3 (2017-18)	Year 4 (2018-19)	Total	Scope
Safety & Security				60,000		60,000	Single Point of Entry
Renovation		88,000				88,000	Wireless Network Upgrade
Renovation	100,000					100,000	School Choice Enhancement
Renovation				198,000		198,000	Media Center improvements
Renovation	128,000					128,000	HVAC Improvements
Renovation		6,000				6,000	CAT 6 Data port Upgrade
Renovation	917,000					917,000	Building Envelope Improvements (Roof, Window, Ext Wall, etc.)
Technology		18,000				18,000	Technology Infrastructure (Servers, Racks, etc.) Upgrade
Technology		155,000				155,000	Additional computers to close computer gap
<b>SMART Sub-Total</b>	<b>1,145,000</b>	<b>267,000</b>	<b>0</b>	<b>258,000</b>	<b>0</b>	<b>1,670,000</b>	

	<i>Carryover (2014-15)</i>	Year 1 (2015-16)	Year 2 (2016-17)	Year 3 (2017-18)	Year 4 (2018-19)	Total	
<b>School Total</b>	<b>1,145,000</b>	<b>267,000</b>	<b>0</b>	<b>258,000</b>	<b>0</b>	<b>1,670,000</b>	

# Bayview Elementary School

## Adopted District Educational Facilities Plan

Project	<i>Carryover (2014-15)</i>	Year 1 (2015-16)	Year 2 (2016-17)	Year 3 (2017-18)	Year 4 (2018-19)	Total	Scope
There are no ADEFP projects for this location.							

### SMART Program

Project	<i>Carryover (2014-15)</i>	Year 1 (2015-16)	Year 2 (2016-17)	Year 3 (2017-18)	Year 4 (2018-19)	Total	Scope
Renovation			20,000			20,000	Wireless Network Upgrade
Renovation			100,000			100,000	School Choice Enhancement
Renovation			906,000			906,000	HVAC Improvements
Renovation			4,000			4,000	CAT 6 Data port Upgrade
Renovation			836,000			836,000	Building Envelope Improvements (Roof, Window, Ext Wall, etc.)
Technology			65,000			65,000	Technology Infrastructure (Servers, Racks, etc.) Upgrade
Technology			92,000			92,000	Additional computers to close computer gap
SMART Sub-Total	0	0	2,023,000	0	0	2,023,000	

Project	<i>Carryover (2014-15)</i>	Year 1 (2015-16)	Year 2 (2016-17)	Year 3 (2017-18)	Year 4 (2018-19)	Total	Scope
<b>School Total</b>	0	0	2,023,000	0	0	2,023,000	

## Beachside Montessori Village

### Adopted District Educational Facilities Plan

Project	<i>Carryover (2014-15)</i>	Year 1 (2015-16)	Year 2 (2016-17)	Year 3 (2017-18)	Year 4 (2018-19)	Total	Scope
There are no ADEFP projects for this location.							

### SMART Program

Project	<i>Carryover (2014-15)</i>	Year 1 (2015-16)	Year 2 (2016-17)	Year 3 (2017-18)	Year 4 (2018-19)	Total	Scope
Renovation	100,000					100,000	School Choice Enhancement
Renovation		13,000				13,000	CAT 6 Data port Upgrade
Renovation		14,000				14,000	Wireless Network Upgrade
Technology		210,000				210,000	Additional computers to close computer gap
Technology		4,000				4,000	Technology Infrastructure (Servers, Racks, etc.) Upgrade
SMART Sub-Total	100,000	241,000	0	0	0	341,000	

Project	<i>Carryover (2014-15)</i>	Year 1 (2015-16)	Year 2 (2016-17)	Year 3 (2017-18)	Year 4 (2018-19)	Total	Scope
<b>School Total</b>	100,000	241,000	0	0	0	341,000	

# Bennett Elementary School

## Adopted District Educational Facilities Plan

Project	<i>Carryover (2014-15)</i>	Year 1 (2015-16)	Year 2 (2016-17)	Year 3 (2017-18)	Year 4 (2018-19)	Total	Scope
There are no ADEFP projects for this location.							

### SMART Program

Project	<i>Carryover (2014-15)</i>	Year 1 (2015-16)	Year 2 (2016-17)	Year 3 (2017-18)	Year 4 (2018-19)	Total	Scope
Safety & Security					319,000	319,000	Fire Alarm
Renovation		55,000				55,000	Wireless Network Upgrade
Renovation					100,000	100,000	School Choice Enhancement
Renovation					137,000	137,000	Media Center improvements
Renovation					88,000	88,000	HVAC Improvements
Renovation		21,000				21,000	CAT 6 Data port Upgrade
Renovation					1,270,000	1,270,000	Building Envelope Improvements (Roof, Window, Ext Wall, etc.)
Technology		79,000				79,000	Additional computers to close computer gap
SMART Sub-Total	0	155,000	0	0	1,914,000	2,069,000	

	<i>Carryover (2014-15)</i>	Year 1 (2015-16)	Year 2 (2016-17)	Year 3 (2017-18)	Year 4 (2018-19)	Total
<b>School Total</b>	0	155,000	0	0	1,914,000	2,069,000

## Bethune, Mary M. Elementary School

### Adopted District Educational Facilities Plan

Project	<i>Carryover (2014-15)</i>	Year 1 (2015-16)	Year 2 (2016-17)	Year 3 (2017-18)	Year 4 (2018-19)	Total	Scope
There are no ADEFP projects for this location.							

### SMART Program

Project	<i>Carryover (2014-15)</i>	Year 1 (2015-16)	Year 2 (2016-17)	Year 3 (2017-18)	Year 4 (2018-19)	Total	Scope
Safety & Security					195,000	195,000	Single Point of Entry
Renovation		114,000				114,000	Wireless Network Upgrade
Renovation					100,000	100,000	School Choice Enhancement
Renovation					917,000	917,000	Replacement of building 6
Renovation					253,000	253,000	Replacement of building 4
Renovation					444,000	444,000	HVAC Improvements
Renovation					1,537,000	1,537,000	Building Envelope Improvements (Roof, Window, Ext Wall, etc.)
Technology		21,000				21,000	Technology Infrastructure (Servers, Racks, etc.) Upgrade
Technology		185,000				185,000	Additional computers to close computer gap
<b>SMART Sub-Total</b>	0	320,000	0	0	3,446,000	3,766,000	

	<i>Carryover (2014-15)</i>	Year 1 (2015-16)	Year 2 (2016-17)	Year 3 (2017-18)	Year 4 (2018-19)	Total	
<b>School Total</b>	0	320,000	0	0	3,446,000	3,766,000	



# Boulevard Heights Elementary School

## Adopted District Educational Facilities Plan

Project	<i>Carryover (2014-15)</i>	Year 1 (2015-16)	Year 2 (2016-17)	Year 3 (2017-18)	Year 4 (2018-19)	Total	Scope
There are no ADEFP projects for this location.							

### SMART Program

Project	<i>Carryover (2014-15)</i>	Year 1 (2015-16)	Year 2 (2016-17)	Year 3 (2017-18)	Year 4 (2018-19)	Total	Scope
Safety & Security				60,000		60,000	Single Point of Entry
Music & Art				291,000		291,000	Replacement of building 4
Music & Art				186,000		186,000	Music Room Renovation and Instruments
Music & Art				65,000		65,000	Art Room Renovation and Equipment
Renovation			73,000			73,000	Wireless Network Upgrade
Renovation				100,000		100,000	School Choice Enhancement
Renovation				188,000		188,000	Replacement of building 1
Renovation				1,596,000		1,596,000	HVAC Improvements
Renovation			4,000			4,000	CAT 6 Data port Upgrade
Renovation				1,514,000		1,514,000	Building Envelope Improvements (Roof, Window, Ext Wall, etc.)
Technology			53,000			53,000	Additional computers to close computer gap
SMART Sub-Total	0	0	130,000	4,000,000	0	4,130,000	

	<i>Carryover (2014-15)</i>	Year 1 (2015-16)	Year 2 (2016-17)	Year 3 (2017-18)	Year 4 (2018-19)	Total
<b>School Total</b>	0	0	130,000	4,000,000	0	4,130,000

# Bright Horizons Center

## Adopted District Educational Facilities Plan

Project	Carryover (2014-15)	Year 1 (2015-16)	Year 2 (2016-17)	Year 3 (2017-18)	Year 4 (2018-19)	Total	Scope
Various Categories	252,771					252,771	Pool Renovations
ADEFP Sub-Total	252,771	0	0	0	0	252,771	

## SMART Program

Project	Carryover (2014-15)	Year 1 (2015-16)	Year 2 (2016-17)	Year 3 (2017-18)	Year 4 (2018-19)	Total	Scope
Safety & Security				90,000		90,000	Single Point of Entry
Safety & Security				654,000		654,000	Fire Sprinklers
Safety & Security				42,000		42,000	Fire Alarm
Renovation		57,000				57,000	Wireless Network Upgrade
Renovation				100,000		100,000	School Choice Enhancement
Renovation				103,000		103,000	HVAC Improvements
Renovation				864,000		864,000	Building Envelope Improvements (Roof, Window, Ext Wall, etc.)
Technology		31,000				31,000	Additional computers to close computer gap
SMART Sub-Total	0	88,000	0	1,853,000	0	1,941,000	

	Carryover (2014-15)	Year 1 (2015-16)	Year 2 (2016-17)	Year 3 (2017-18)	Year 4 (2018-19)	Total	
<b>School Total</b>	252,771	88,000	0	1,853,000	0	2,193,771	

# Broadview Elementary School

## Adopted District Educational Facilities Plan

Project	Carryover (2014-15)	Year 1 (2015-16)	Year 2 (2016-17)	Year 3 (2017-18)	Year 4 (2018-19)	Total	Scope
<del>Renovations</del>	<del>-56,329</del>					<del>-56,329</del>	<del>Electrical Improvements</del>
<del>Renovations</del>	<del>-1,276,687</del>					<del>-1,276,687</del>	<del>Building Envelope Improvements (Roof, Window, Ext Wall, etc.)</del>
<del>Safety &amp; Security</del>	<del>-718,479</del>					<del>-718,479</del>	<del>Fire Sprinklers</del>
<del>Safety &amp; Security</del>	<del>-252,578</del>					<del>-252,578</del>	<del>Fire Alarm</del>
ADEFP Sub-Total	0	0	0	0	0	0	

## SMART Program

Project	Carryover (2014-15)	Year 1 (2015-16)	Year 2 (2016-17)	Year 3 (2017-18)	Year 4 (2018-19)	Total	Scope
<a href="#">Safety &amp; Security</a>	<a href="#">718,479</a>					<a href="#">718,479</a>	<a href="#">Fire Sprinklers</a>
<a href="#">Safety &amp; Security</a>	<a href="#">252,578</a>					<a href="#">252,578</a>	<a href="#">Fire Alarm</a>
Music & Art	186,000					186,000	Music Room Renovation and Instruments
Music & Art	169,000					169,000	Conversion of Existing Space to Music and/or Art Lab(s)
Renovation		96,000				96,000	Wireless Network Upgrade
Renovation	100,000					100,000	School Choice Enhancement
Renovation	186,000					186,000	Media Center improvements
Renovation	264,000					264,000	HVAC Improvements
<a href="#">Renovation</a>	<a href="#">56,329</a>					<a href="#">56,329</a>	<a href="#">Electrical Improvements</a>
Renovation		15,000				15,000	CAT 6 Data port Upgrade
<a href="#">Renovation</a>	<a href="#">1,009,000</a>					<a href="#">1,009,000</a>	<a href="#">Building Envelope Improvements (Roof, Window, Ext Wall, etc.)</a>
Technology		113,000				113,000	Technology Infrastructure (Servers, Racks, etc.) Upgrade
Technology		222,000				222,000	Additional computers to close computer gap
SMART Sub-Total	2,941,386	446,000	0	0	0	3,387,386	

	Carryover (2014-15)	Year 1 (2015-16)	Year 2 (2016-17)	Year 3 (2017-18)	Year 4 (2018-19)	Total	
<b>School Total</b>	2,941,386	446,000	0	0	0	3,387,386	

# Broward Estates Elementary School

## Adopted District Educational Facilities Plan

Project	<i>Carryover (2014-15)</i>	Year 1 (2015-16)	Year 2 (2016-17)	Year 3 (2017-18)	Year 4 (2018-19)	Total	Scope
There are no ADEFP projects for this location.							

### SMART Program

Project	<i>Carryover (2014-15)</i>	Year 1 (2015-16)	Year 2 (2016-17)	Year 3 (2017-18)	Year 4 (2018-19)	Total	Scope
Renovation			15,000			15,000	CAT 6 Data port Upgrade
Renovation				1,812,000		1,812,000	Building Envelope Improvements (Roof, Window, Ext Wall, etc.)
Renovation			29,000			29,000	Wireless Network Upgrade
Renovation				100,000		100,000	School Choice Enhancement
Renovation				951,000		951,000	HVAC Improvements
Technology			50,000			50,000	Additional computers to close computer gap
Technology			9,000			9,000	Technology Infrastructure (Servers, Racks, etc.) Upgrade
<b>SMART Sub-Total</b>	0	0	103,000	2,863,000	0	2,966,000	

	<i>Carryover (2014-15)</i>	Year 1 (2015-16)	Year 2 (2016-17)	Year 3 (2017-18)	Year 4 (2018-19)	Total	
<b>School Total</b>	0	0	103,000	2,863,000	0	2,966,000	

## Castle Hill Annex

### Adopted District Educational Facilities Plan

Project	<i>Carryover (2014-15)</i>	Year 1 (2015-16)	Year 2 (2016-17)	Year 3 (2017-18)	Year 4 (2018-19)	Total	Scope
There are no ADEFP projects for this location.							

### SMART Program

Project	<i>Carryover (2014-15)</i>	Year 1 (2015-16)	Year 2 (2016-17)	Year 3 (2017-18)	Year 4 (2018-19)	Total	Scope
Safety & Security					252,000	252,000	Fire Alarm
Safety & Security					90,000	90,000	Single Point of Entry
Renovation					73,000	73,000	HVAC Improvements
Renovation					203,000	203,000	Building Envelope Improvements (Roof, Window, Ext Wall, etc.)
Renovation					100,000	100,000	School Choice Enhancement
Renovation					116,000	116,000	Media Center improvements
SMART Sub-Total	0	0	0	0	834,000	834,000	

Project	<i>Carryover (2014-15)</i>	Year 1 (2015-16)	Year 2 (2016-17)	Year 3 (2017-18)	Year 4 (2018-19)	Total	Scope
<b>School Total</b>	0	0	0	0	834,000	834,000	

# Castle Hill Elementary School

## Adopted District Educational Facilities Plan

Project	<i>Carryover (2014-15)</i>	Year 1 (2015-16)	Year 2 (2016-17)	Year 3 (2017-18)	Year 4 (2018-19)	Total	Scope
<b>There are no ADEFP projects for this location.</b>							

### SMART Program

Project	<i>Carryover (2014-15)</i>	Year 1 (2015-16)	Year 2 (2016-17)	Year 3 (2017-18)	Year 4 (2018-19)	Total	Scope
Safety & Security		13,000				13,000	Fire Sprinklers
Safety & Security	293,000					293,000	Fire Alarm
Renovation		35,000				35,000	Wireless Network Upgrade
Renovation	100,000					100,000	School Choice Enhancement
Renovation				282,000		282,000	Media Center improvements
Renovation	380,000					380,000	HVAC Improvements
Renovation		10,000				10,000	CAT 6 Data port Upgrade
Renovation			1,141,000			1,141,000	Building Envelope Improvements (Roof, Window, Ext Wall, etc.)
Technology		17,000				17,000	Technology Infrastructure (Servers, Racks, etc.) Upgrade
Technology		171,000				171,000	Additional computers to close computer gap
<b>SMART Sub-Total</b>	<b>773,000</b>	<b>246,000</b>	<b>1,141,000</b>	<b>282,000</b>	<b>0</b>	<b>2,442,000</b>	

	<i>Carryover (2014-15)</i>	Year 1 (2015-16)	Year 2 (2016-17)	Year 3 (2017-18)	Year 4 (2018-19)	Total
<b>School Total</b>	773,000	246,000	1,141,000	282,000	0	2,442,000

# Central Park Elementary School

## Adopted District Educational Facilities Plan

Project	Carryover (2014-15)	Year 1 (2015-16)	Year 2 (2016-17)	Year 3 (2017-18)	Year 4 (2018-19)	Total	Scope
ADA	119,475					119,475	ADA Stage Lift
ADEFP Sub-Total	119,475	0	0	0	0	119,475	

## SMART Program

Project	Carryover (2014-15)	Year 1 (2015-16)	Year 2 (2016-17)	Year 3 (2017-18)	Year 4 (2018-19)	Total	Scope
Safety & Security		60,000				60,000	Safety / Security Upgrade
Safety & Security		982,000				982,000	Fire Sprinklers
Music & Art		186,000				186,000	Music Room Renovation and Instruments
Music & Art		169,000				169,000	Conversion of Existing Space to Music and/or Art Lab(s)
Renovation	99,000					99,000	Wireless Network Upgrade
Renovation		100,000				100,000	School Choice Enhancement
Renovation		2,100,000				2,100,000	HVAC Improvements
Renovation	14,000					14,000	CAT 6 Data port Upgrade
Renovation		1,361,000				1,361,000	Building Envelope Improvements (Roof, Window, Ext Wall, etc.)
Technology	164,000					164,000	Technology Infrastructure (Servers, Racks, etc.) Upgrade
Technology	139,000					139,000	Additional computers to close computer gap
SMART Sub-Total	416,000	4,958,000	0	0	0	5,374,000	

	Carryover (2014-15)	Year 1 (2015-16)	Year 2 (2016-17)	Year 3 (2017-18)	Year 4 (2018-19)	Total	
<b>School Total</b>	535,475	4,958,000	0	0	0	5,493,475	

# Challenger Elementary School

## Adopted District Educational Facilities Plan

Project	<i>Carryover (2014-15)</i>	Year 1 (2015-16)	Year 2 (2016-17)	Year 3 (2017-18)	Year 4 (2018-19)	Total	Scope
There are no ADEFP projects for this location.							

### SMART Program

Project	<i>Carryover (2014-15)</i>	Year 1 (2015-16)	Year 2 (2016-17)	Year 3 (2017-18)	Year 4 (2018-19)	Total	Scope
Safety & Security				42,000		42,000	Fire Alarm
Music & Art				186,000		186,000	Music Room Renovation and Instruments
Music & Art				169,000		169,000	Conversion of Existing Space to Music and/or Art Lab(s)
Renovation		98,000				98,000	Wireless Network Upgrade
Renovation				100,000		100,000	School Choice Enhancement
Renovation				145,000		145,000	HVAC Improvements
Renovation		15,000				15,000	CAT 6 Data port Upgrade
Renovation				857,000		857,000	Building Envelope Improvements (Roof, Window, Ext Wall, etc.)
Technology		223,000				223,000	Additional computers to close computer gap
<b>SMART Sub-Total</b>	0	336,000	0	1,499,000	0	1,835,000	

	<i>Carryover (2014-15)</i>	Year 1 (2015-16)	Year 2 (2016-17)	Year 3 (2017-18)	Year 4 (2018-19)	Total	
<b>School Total</b>	0	336,000	0	1,499,000	0	1,835,000	



## Chapel Trail Elementary School

### Adopted District Educational Facilities Plan

Project	Carryover (2014-15)	Year 1 (2015-16)	Year 2 (2016-17)	Year 3 (2017-18)	Year 4 (2018-19)	Total	Scope
ADA Wheelchair Lift at Stage	12,214					12,214	Install new ADA wheelchair lift to access the stage.
ADEFP Sub-Total	12,214	0	0	0	0	12,214	

### SMART Program

Project	Carryover (2014-15)	Year 1 (2015-16)	Year 2 (2016-17)	Year 3 (2017-18)	Year 4 (2018-19)	Total	Scope
Safety & Security		42,000				42,000	Fire Alarm
Renovation		103,000				103,000	Wireless Network Upgrade
Renovation		100,000				100,000	School Choice Enhancement
Renovation		477,000				477,000	HVAC Improvements
Renovation		28,000				28,000	CAT 6 Data port Upgrade
Renovation		1,169,000				1,169,000	Building Envelope Improvements (Roof, Window, Ext Wall, etc.)
Technology		108,000				108,000	Technology Infrastructure (Servers, Racks, etc.) Upgrade
Technology		207,000				207,000	Additional computers to close computer gap
SMART Sub-Total	0	2,234,000	0	0	0	2,234,000	

	Carryover (2014-15)	Year 1 (2015-16)	Year 2 (2016-17)	Year 3 (2017-18)	Year 4 (2018-19)	Total	
<b>School Total</b>	12,214	2,234,000	0	0	0	2,246,214	

# Coconut Creek Elementary School

## Adopted District Educational Facilities Plan

Project	Carryover (2014-15)	Year 1 (2015-16)	Year 2 (2016-17)	Year 3 (2017-18)	Year 4 (2018-19)	Total	Scope
HVAC	2,205,618					2,205,618	Replace existing classroom unit ventilators (approximately 43 classrooms) with new unit ventilators, duct and diffusers. Includes all related work including electrical, DDC controls, plumbing, ceiling removal and replacement, test and balance, and replacement of outside air units.
Safety / Ventilation	50,000					50,000	Provide ventilation for Communications Room F110H.
ADEFP Sub-Total	2,255,618	0	0	0	0	2,255,618	

## SMART Program

Project	Carryover (2014-15)	Year 1 (2015-16)	Year 2 (2016-17)	Year 3 (2017-18)	Year 4 (2018-19)	Total	Scope
Safety & Security	699,000					699,000	Fire Sprinklers
Safety & Security	294,000					294,000	Fire Alarm
Renovation			8,000			8,000	CAT 6 Data port Upgrade
Renovation	1,055,000					1,055,000	Building Envelope Improvements (Roof, Window, Ext Wall, etc.)
Renovation			76,000			76,000	Wireless Network Upgrade
Renovation	100,000					100,000	School Choice Enhancement
Renovation	274,000					274,000	Media Center improvements
Technology			17,000			17,000	Technology Infrastructure (Servers, Racks, etc.) Upgrade
Technology			158,000			158,000	Additional computers to close computer gap
SMART Sub-Total	2,422,000	0	259,000	0	0	2,681,000	

	Carryover (2014-15)	Year 1 (2015-16)	Year 2 (2016-17)	Year 3 (2017-18)	Year 4 (2018-19)	Total	
<b>School Total</b>	4,677,618	0	259,000	0	0	4,936,618	

# Coconut Creek Senior High School

## Adopted District Educational Facilities Plan

Project	Carryover (2014-15)	Year 1 (2015-16)	Year 2 (2016-17)	Year 3 (2017-18)	Year 4 (2018-19)	Total	Scope
ADA	250,000					250,000	Auditorium Accessibility
Fire Sprinkler and Fire Hydrant	615,907					615,907	Install new fire hydrant near relocatable classrooms at the west of the property. Scope Revision: Project to include fire sprinklers in building #1.
ADEFP Sub-Total	865,907	0	0	0	0	865,907	

## SMART Program

Project	Carryover (2014-15)	Year 1 (2015-16)	Year 2 (2016-17)	Year 3 (2017-18)	Year 4 (2018-19)	Total	Scope
Safety & Security		540,000				540,000	Single Point of Entry
Safety & Security		53,000				53,000	Safety / Security Upgrade
Safety & Security		1,174,000				1,174,000	Fire Alarm
Athletics		121,000				121,000	Weight Room Renovation
Renovation		198,000				198,000	Wireless Network Upgrade
Renovation		725,000				725,000	STEM Lab improvements
Renovation		100,000				100,000	School Choice Enhancement
Renovation		600,000				600,000	Media Center improvements
Renovation		814,000				814,000	HVAC Improvements
Renovation		35,000				35,000	CAT 6 Data port Upgrade
Renovation		686,000				686,000	Building Envelope Improvements (Roof, Window, Ext Wall, etc.)
Technology		26,000				26,000	Technology Infrastructure (Servers, Racks, etc.) Upgrade
Technology		288,000				288,000	Additional computers to close computer gap
SMART Sub-Total	0	5,360,000	0	0	0	5,360,000	

	Carryover (2014-15)	Year 1 (2015-16)	Year 2 (2016-17)	Year 3 (2017-18)	Year 4 (2018-19)	Total	
<b>School Total</b>	865,907	5,360,000	0	0	0	6,225,907	

# Coconut Palm Elementary School

## Adopted District Educational Facilities Plan

Project	<i>Carryover (2014-15)</i>	Year 1 (2015-16)	Year 2 (2016-17)	Year 3 (2017-18)	Year 4 (2018-19)	Total	Scope
There are no ADEFP projects for this location.							

### SMART Program

Project	<i>Carryover (2014-15)</i>	Year 1 (2015-16)	Year 2 (2016-17)	Year 3 (2017-18)	Year 4 (2018-19)	Total	Scope
Safety & Security			42,000			42,000	Fire Alarm
Renovation	53,000					53,000	Wireless Network Upgrade
Renovation	100,000					100,000	School Choice Enhancement
Renovation					268,000	268,000	HVAC Improvements
Renovation	3,000					3,000	CAT 6 Data port Upgrade
Renovation					746,000	746,000	Building Envelope Improvements (Roof, Window, Ext Wall, etc.)
Technology	145,000					145,000	Technology Infrastructure (Servers, Racks, etc.) Upgrade
Technology	192,000					192,000	Additional computers to close computer gap
<b>SMART Sub-Total</b>	<b>493,000</b>	<b>0</b>	<b>42,000</b>	<b>0</b>	<b>1,014,000</b>	<b>1,549,000</b>	

	<i>Carryover (2014-15)</i>	Year 1 (2015-16)	Year 2 (2016-17)	Year 3 (2017-18)	Year 4 (2018-19)	Total	
<b>School Total</b>	<b>493,000</b>	<b>0</b>	<b>42,000</b>	<b>0</b>	<b>1,014,000</b>	<b>1,549,000</b>	

## Colbert Elementary School

### Adopted District Educational Facilities Plan

Project	<i>Carryover (2014-15)</i>	Year 1 (2015-16)	Year 2 (2016-17)	Year 3 (2017-18)	Year 4 (2018-19)	Total	Scope
There are no ADEFP projects for this location.							

### SMART Program

Project	<i>Carryover (2014-15)</i>	Year 1 (2015-16)	Year 2 (2016-17)	Year 3 (2017-18)	Year 4 (2018-19)	Total	Scope
Safety & Security			65,000			65,000	Safety / Security Upgrade
Renovation			50,000			50,000	Wireless Network Upgrade
Renovation	100,000					100,000	School Choice Enhancement
Renovation			368,000			368,000	HVAC Improvements
Renovation			8,000			8,000	CAT 6 Data port Upgrade
Renovation					323,000	323,000	Building Envelope Improvements (Roof, Window, Ext Wall, etc.)
Technology			123,000			123,000	Additional computers to close computer gap
<b>SMART Sub-Total</b>	100,000	0	614,000	0	323,000	1,037,000	

Project	<i>Carryover (2014-15)</i>	Year 1 (2015-16)	Year 2 (2016-17)	Year 3 (2017-18)	Year 4 (2018-19)	Total	Scope
<b>School Total</b>	100,000	0	614,000	0	323,000	1,037,000	

# Collins Elementary School

## Adopted District Educational Facilities Plan

Project	Carryover (2014-15)	Year 1 (2015-16)	Year 2 (2016-17)	Year 3 (2017-18)	Year 4 (2018-19)	Total	Scope
ADA	119,000					119,000	Restroom Renovations
ADEFP Sub-Total	119,000	0	0	0	0	119,000	

## SMART Program

Project	Carryover (2014-15)	Year 1 (2015-16)	Year 2 (2016-17)	Year 3 (2017-18)	Year 4 (2018-19)	Total	Scope
Safety & Security				142,000		142,000	Safety / Security Upgrade
Safety & Security				10,000		10,000	Fire Sprinklers
Safety & Security				294,000		294,000	Fire Alarm
Renovation		43,000				43,000	Wireless Network Upgrade
Renovation				100,000		100,000	School Choice Enhancement
Renovation				77,000		77,000	Media Center improvements
Renovation				378,000		378,000	HVAC Improvements
Renovation				281,000		281,000	Electrical Improvements
Renovation		9,000				9,000	CAT 6 Data port Upgrade
Renovation				473,000		473,000	Building Envelope Improvements (Roof, Window, Ext Wall, etc.)
Technology		64,000				64,000	Additional computers to close computer gap
SMART Sub-Total	0	116,000	0	1,755,000	0	1,871,000	

	Carryover (2014-15)	Year 1 (2015-16)	Year 2 (2016-17)	Year 3 (2017-18)	Year 4 (2018-19)	Total	
<b>School Total</b>	119,000	116,000	0	1,755,000	0	1,990,000	

# Cooper City Elementary School

## Adopted District Educational Facilities Plan

Project	<i>Carryover (2014-15)</i>	Year 1 (2015-16)	Year 2 (2016-17)	Year 3 (2017-18)	Year 4 (2018-19)	Total	Scope
There are no ADEFP projects for this location.							

### SMART Program

Project	<i>Carryover (2014-15)</i>	Year 1 (2015-16)	Year 2 (2016-17)	Year 3 (2017-18)	Year 4 (2018-19)	Total	Scope
Safety & Security					10,000	10,000	Fire Sprinklers
Safety & Security					294,000	294,000	Fire Alarm
Renovation	47,000					47,000	Wireless Network Upgrade
Renovation					100,000	100,000	School Choice Enhancement
Renovation					282,000	282,000	Media Center improvements
Renovation					163,000	163,000	HVAC Improvements
Renovation	18,000					18,000	CAT 6 Data port Upgrade
Renovation					118,000	118,000	Building Envelope Improvements (Roof, Window, Ext Wall, etc.)
Technology	136,000					136,000	Technology Infrastructure (Servers, Racks, etc.) Upgrade
Technology	132,000					132,000	Additional computers to close computer gap
<b>SMART Sub-Total</b>	<b>333,000</b>	<b>0</b>	<b>0</b>	<b>0</b>	<b>967,000</b>	<b>1,300,000</b>	

Project	<i>Carryover (2014-15)</i>	Year 1 (2015-16)	Year 2 (2016-17)	Year 3 (2017-18)	Year 4 (2018-19)	Total	Scope
<b>School Total</b>	<b>333,000</b>	<b>0</b>	<b>0</b>	<b>0</b>	<b>967,000</b>	<b>1,300,000</b>	

## Cooper City Senior High School

### Adopted District Educational Facilities Plan

Project	Carryover (2014-15)	Year 1 (2015-16)	Year 2 (2016-17)	Year 3 (2017-18)	Year 4 (2018-19)	Total	Scope
ADA	250,000					250,000	Auditorium Accessibility
Phased Replacement - Phase A	1,076,816					1,076,816	Construct a new three-story building to include Administration-Guidance, Classrooms, Science and Business Labs and Auto Lab. Construct a single story Custodial Receiving Building. Remodel the existing Building 18 into a new Childcare Service. Site development to include parking lots, new bus and parent loop. Demolish the existing Building 1. Make required repairs to the canal bank on the north side of the campus.
Replacement of Existing Roofing & Air Conditioning	1,621,056					1,621,056	Replace roofing and Roof Top A/C Units at Buildings 3,4,5,6,7,9,16 & 17.
<b>ADEFP Sub-Total</b>	<b>2,947,872</b>	<b>0</b>	<b>0</b>	<b>0</b>	<b>0</b>	<b>2,947,872</b>	

### SMART Program

Project	Carryover (2014-15)	Year 1 (2015-16)	Year 2 (2016-17)	Year 3 (2017-18)	Year 4 (2018-19)	Total	Scope
Safety & Security					57,000	57,000	Safety / Security Upgrade
Safety & Security					3,583,000	3,583,000	Fire Sprinklers
Athletics					121,000	121,000	Weight Room Renovation
Renovation			90,000			90,000	Wireless Network Upgrade
Renovation					1,001,000	1,001,000	STEM Lab improvements
Renovation					100,000	100,000	School Choice Enhancement
Renovation					238,000	238,000	Replacement of building 5
Renovation					2,208,000	2,208,000	HVAC Improvements
Renovation					428,000	428,000	Electrical Improvements
Renovation			60,000			60,000	CAT 6 Data port Upgrade
Renovation					844,000	844,000	Building Envelope Improvements (Roof, Window, Ext Wall, etc.)
Technology			24,000			24,000	Technology Infrastructure (Servers, Racks, etc.) Upgrade
Technology			54,000			54,000	Additional computers to close computer gap
<b>SMART Sub-Total</b>	<b>0</b>	<b>0</b>	<b>228,000</b>	<b>0</b>	<b>8,580,000</b>	<b>8,808,000</b>	



# Cooper City Senior High School

	<i>Carryover (2014-15)</i>	<b>Year 1 (2015-16)</b>	<b>Year 2 (2016-17)</b>	<b>Year 3 (2017-18)</b>	<b>Year 4 (2018-19)</b>	<b>Total</b>
<b>School Total</b>	2,947,872	0	228,000	0	8,580,000	11,755,872

# Coral Cove Elementary School

## Adopted District Educational Facilities Plan

Project	<i>Carryover (2014-15)</i>	Year 1 (2015-16)	Year 2 (2016-17)	Year 3 (2017-18)	Year 4 (2018-19)	Total	Scope
There are no ADEFP projects for this location.							

### SMART Program

Project	<i>Carryover (2014-15)</i>	Year 1 (2015-16)	Year 2 (2016-17)	Year 3 (2017-18)	Year 4 (2018-19)	Total	Scope
Renovation		74,000				74,000	Wireless Network Upgrade
Renovation	100,000					100,000	School Choice Enhancement
Renovation				148,000		148,000	HVAC Improvements
Renovation		13,000				13,000	CAT 6 Data port Upgrade
Technology		120,000				120,000	Technology Infrastructure (Servers, Racks, etc.) Upgrade
Technology		193,000				193,000	Additional computers to close computer gap
SMART Sub-Total	100,000	400,000	0	148,000	0	648,000	

	<i>Carryover (2014-15)</i>	Year 1 (2015-16)	Year 2 (2016-17)	Year 3 (2017-18)	Year 4 (2018-19)	Total	
<b>School Total</b>	100,000	400,000	0	148,000	0	648,000	

# Coral Glades Senior High School

## Adopted District Educational Facilities Plan

Project	<i>Carryover (2014-15)</i>	Year 1 (2015-16)	Year 2 (2016-17)	Year 3 (2017-18)	Year 4 (2018-19)	Total	Scope
There are no ADEFP projects for this location.							

### SMART Program

Project	<i>Carryover (2014-15)</i>	Year 1 (2015-16)	Year 2 (2016-17)	Year 3 (2017-18)	Year 4 (2018-19)	Total	Scope
Safety & Security					50,000	50,000	Fire Alarm
Athletics					125,000	125,000	Weight Room Renovation
Renovation					101,000	101,000	School Choice Enhancement
Renovation					375,000	375,000	HVAC Improvements
Renovation	15,000					15,000	CAT 6 Data port Upgrade
Renovation					1,941,000	1,941,000	Building Envelope Improvements (Roof, Window, Ext Wall, etc.)
Technology	194,000					194,000	Technology Infrastructure (Servers, Racks, etc.) Upgrade
Technology	525,000					525,000	Additional computers to close computer gap
SMART Sub-Total	734,000	0	0	0	2,592,000	3,326,000	

	<i>Carryover (2014-15)</i>	Year 1 (2015-16)	Year 2 (2016-17)	Year 3 (2017-18)	Year 4 (2018-19)	Total	
<b>School Total</b>	734,000	0	0	0	2,592,000	3,326,000	

# Coral Park Elementary School

## Adopted District Educational Facilities Plan

Project	Carryover (2014-15)	Year 1 (2015-16)	Year 2 (2016-17)	Year 3 (2017-18)	Year 4 (2018-19)	Total	Scope
HVAC	3,510,000					3,510,000	Remove and replace 20 Air Handling Units and condensing units in addition to miscellaneous work required to bring the existing mechanical rooms up to current District Mechanical Design Criteria. Replacement of existing door frames & doors on all Mechanical Rooms. Replacement of Outdoor Air Pretreatment Package Unit. Installation of dedicated DX unit to electrical rooms 212, 312, 403, 505, 602, 703, 804 & 902.
<del>Life Safety</del>	<del>-1,415,000</del>					<del>-1,415,000</del>	<del>Health &amp; Safety/Fire Sprinkler Protection</del>
ADEFP Sub-Total	3,510,000	0	0	0	0	3,510,000	

## SMART Program

Project	Carryover (2014-15)	Year 1 (2015-16)	Year 2 (2016-17)	Year 3 (2017-18)	Year 4 (2018-19)	Total	Scope
Safety & Security				195,000		195,000	Single Point of Entry
<a href="#">Safety &amp; Security</a>	<a href="#">1,415,000</a>					<a href="#">1,415,000</a>	<a href="#">Health &amp; Safety/Fire Sprinkler Protection Exterior- Replace</a>
Renovation	15,000					15,000	CAT 6 Data port Upgrade
Renovation					266,000	266,000	Building Envelope Improvements (Roof, Window, Ext Wall, etc.)
Renovation	73,000					73,000	Wireless Network Upgrade
Renovation	100,000					100,000	School Choice Enhancement
Technology	116,000					116,000	Additional computers to close computer gap
Technology	152,000					152,000	Technology Infrastructure (Servers, Racks, etc.) Upgrade
SMART Sub-Total	1,871,000	0	0	195,000	266,000	2,332,000	

	Carryover (2014-15)	Year 1 (2015-16)	Year 2 (2016-17)	Year 3 (2017-18)	Year 4 (2018-19)	Total	
<b>School Total</b>	5,381,000	0	0	195,000	266,000	5,842,000	

# Coral Springs Elementary School

## Adopted District Educational Facilities Plan

Project	Carryover (2014-15)	Year 1 (2015-16)	Year 2 (2016-17)	Year 3 (2017-18)	Year 4 (2018-19)	Total	Scope
ADA	1,735,262					1,735,262	ADA Restrooms, Fire Alarm & Sprinkler
ADEFP Sub-Total	1,735,262	0	0	0	0	1,735,262	

## SMART Program

Project	Carryover (2014-15)	Year 1 (2015-16)	Year 2 (2016-17)	Year 3 (2017-18)	Year 4 (2018-19)	Total	Scope
Renovation					100,000	100,000	School Choice Enhancement
Renovation					184,000	184,000	Media Center improvements
Renovation					2,164,000	2,164,000	HVAC Improvements
Renovation		14,000				14,000	CAT 6 Data port Upgrade
Renovation					190,000	190,000	Building Envelope Improvements (Roof, Window, Ext Wall, etc.)
Renovation		38,000				38,000	Wireless Network Upgrade
Technology		126,000				126,000	Additional computers to close computer gap
Technology		26,000				26,000	Technology Infrastructure (Servers, Racks, etc.) Upgrade
SMART Sub-Total	0	204,000	0	0	2,638,000	2,842,000	

	Carryover (2014-15)	Year 1 (2015-16)	Year 2 (2016-17)	Year 3 (2017-18)	Year 4 (2018-19)	Total	
<b>School Total</b>	1,735,262	204,000	0	0	2,638,000	4,577,262	

## Coral Springs Middle School

### Adopted District Educational Facilities Plan

Project	Carryover (2014-15)	Year 1 (2015-16)	Year 2 (2016-17)	Year 3 (2017-18)	Year 4 (2018-19)	Total	Scope
Fire Sprinkler	1,687,223					1,687,223	Installation of fire sprinkler protection throughout Building 1 including modifications to fire alarm system as required. Site work will include installation of a new fire main from Building 1 to existing water main right of way on Wiles Road with backflow preventor & associated fire alarm monitoring devices.
ADEFP Sub-Total	1,687,223	0	0	0	0	1,687,223	

### SMART Program

Project	Carryover (2014-15)	Year 1 (2015-16)	Year 2 (2016-17)	Year 3 (2017-18)	Year 4 (2018-19)	Total	Scope
Renovation			65,000			65,000	Wireless Network Upgrade
Renovation				100,000		100,000	School Choice Enhancement
Renovation				640,000		640,000	Media Center improvements
Renovation				7,493,000		7,493,000	HVAC Improvements
Renovation			23,000			23,000	CAT 6 Data port Upgrade
Renovation				2,369,000		2,369,000	Building Envelope Improvements (Roof, Window, Ext Wall, etc.)
Technology			192,000			192,000	Technology Infrastructure (Servers, Racks, etc.) Upgrade
Technology			217,000			217,000	Additional computers to close computer gap
SMART Sub-Total	0	0	497,000	10,602,000	0	11,099,000	

	Carryover (2014-15)	Year 1 (2015-16)	Year 2 (2016-17)	Year 3 (2017-18)	Year 4 (2018-19)	Total	
<b>School Total</b>	1,687,223	0	497,000	10,602,000	0	12,786,223	

# Coral Springs Senior High School

## Adopted District Educational Facilities Plan

Project	<i>Carryover (2014-15)</i>	Year 1 (2015-16)	Year 2 (2016-17)	Year 3 (2017-18)	Year 4 (2018-19)	Total	Scope
There are no ADEFP projects for this location.							

### SMART Program

Project	<i>Carryover (2014-15)</i>	Year 1 (2015-16)	Year 2 (2016-17)	Year 3 (2017-18)	Year 4 (2018-19)	Total	Scope
Safety & Security		540,000				540,000	Single Point of Entry
Safety & Security	7,000					7,000	Fire Sprinklers
Athletics		121,000				121,000	Weight Room Renovation
Renovation		1,143,000				1,143,000	STEM Lab improvements
Renovation		100,000				100,000	School Choice Enhancement
Renovation		598,000				598,000	Media Center improvements
Renovation		5,029,000				5,029,000	HVAC Improvements
Renovation		458,000				458,000	Electrical Improvements
Renovation	51,000					51,000	CAT 6 Data port Upgrade
Renovation		3,396,000				3,396,000	Building Envelope Improvements (Roof, Window, Ext Wall, etc.)
Technology	382,000					382,000	Technology Infrastructure (Servers, Racks, etc.) Upgrade
Technology	505,000					505,000	Additional computers to close computer gap
<b>SMART Sub-Total</b>	<b>945,000</b>	<b>11,385,000</b>	<b>0</b>	<b>0</b>	<b>0</b>	<b>12,330,000</b>	

	<i>Carryover (2014-15)</i>	Year 1 (2015-16)	Year 2 (2016-17)	Year 3 (2017-18)	Year 4 (2018-19)	Total	
<b>School Total</b>	<b>945,000</b>	<b>11,385,000</b>	<b>0</b>	<b>0</b>	<b>0</b>	<b>12,330,000</b>	

# Country Hills Elementary School

## Adopted District Educational Facilities Plan

Project	Carryover (2014-15)	Year 1 (2015-16)	Year 2 (2016-17)	Year 3 (2017-18)	Year 4 (2018-19)	Total	Scope
ADA Wheelchair Lift & Ramp at Stage	102,310					102,310	Install ADA Stage Lift and Modify Existing ADA Ramp to Stage.
ADEFP Sub-Total	102,310	0	0	0	0	102,310	

## SMART Program

Project	Carryover (2014-15)	Year 1 (2015-16)	Year 2 (2016-17)	Year 3 (2017-18)	Year 4 (2018-19)	Total	Scope
Safety & Security					120,000	120,000	Fire Sprinklers
Renovation	98,000					98,000	Wireless Network Upgrade
Renovation					100,000	100,000	School Choice Enhancement
Renovation					2,597,000	2,597,000	HVAC Improvements
Renovation	13,000					13,000	CAT 6 Data port Upgrade
Renovation					1,696,000	1,696,000	Building Envelope Improvements (Roof, Window, Ext Wall, etc.)
Technology	165,000					165,000	Technology Infrastructure (Servers, Racks, etc.) Upgrade
Technology	207,000					207,000	Additional computers to close computer gap
SMART Sub-Total	483,000	0	0	0	4,513,000	4,996,000	

	Carryover (2014-15)	Year 1 (2015-16)	Year 2 (2016-17)	Year 3 (2017-18)	Year 4 (2018-19)	Total	
<b>School Total</b>	585,310	0	0	0	4,513,000	5,098,310	



# Country Isles Elementary School

## Adopted District Educational Facilities Plan

Project	<i>Carryover (2014-15)</i>	Year 1 (2015-16)	Year 2 (2016-17)	Year 3 (2017-18)	Year 4 (2018-19)	Total	Scope
There are no ADEFP projects for this location.							

### SMART Program

Project	<i>Carryover (2014-15)</i>	Year 1 (2015-16)	Year 2 (2016-17)	Year 3 (2017-18)	Year 4 (2018-19)	Total	Scope
Safety & Security			294,000			294,000	Fire Alarm
Renovation			40,000			40,000	Wireless Network Upgrade
Renovation	100,000					100,000	School Choice Enhancement
Renovation				160,000		160,000	Media Center improvements
Renovation					104,000	104,000	HVAC Improvements
Renovation			15,000			15,000	CAT 6 Data port Upgrade
Technology			137,000			137,000	Technology Infrastructure (Servers, Racks, etc.) Upgrade
Technology			178,000			178,000	Additional computers to close computer gap
<b>SMART Sub-Total</b>	100,000	0	664,000	160,000	104,000	1,028,000	

	<i>Carryover (2014-15)</i>	Year 1 (2015-16)	Year 2 (2016-17)	Year 3 (2017-18)	Year 4 (2018-19)	Total	
<b>School Total</b>	100,000	0	664,000	160,000	104,000	1,028,000	

# Cresthaven Elementary School

## Adopted District Educational Facilities Plan

Project	Carryover (2014-15)	Year 1 (2015-16)	Year 2 (2016-17)	Year 3 (2017-18)	Year 4 (2018-19)	Total	Scope
ADA	592,123					592,123	ADA Restrooms
ADEFP Sub-Total	592,123	0	0	0	0	592,123	

## SMART Program

Project	Carryover (2014-15)	Year 1 (2015-16)	Year 2 (2016-17)	Year 3 (2017-18)	Year 4 (2018-19)	Total	Scope
Renovation		66,000				66,000	Wireless Network Upgrade
Renovation					100,000	100,000	School Choice Enhancement
Renovation					2,631,000	2,631,000	HVAC Improvements
Renovation		15,000				15,000	CAT 6 Data port Upgrade
Renovation					1,193,000	1,193,000	Building Envelope Improvements (Roof, Window, Ext Wall, etc.)
Technology		22,000				22,000	Technology Infrastructure (Servers, Racks, etc.) Upgrade
Technology		193,000				193,000	Additional computers to close computer gap
SMART Sub-Total	0	296,000	0	0	3,924,000	4,220,000	

	Carryover (2014-15)	Year 1 (2015-16)	Year 2 (2016-17)	Year 3 (2017-18)	Year 4 (2018-19)	Total	
<b>School Total</b>	592,123	296,000	0	0	3,924,000	4,812,123	

# Croissant Park Elementary School

## Adopted District Educational Facilities Plan

Project	<i>Carryover (2014-15)</i>	Year 1 (2015-16)	Year 2 (2016-17)	Year 3 (2017-18)	Year 4 (2018-19)	Total	Scope
There are no ADEFP projects for this location.							

### SMART Program

Project	<i>Carryover (2014-15)</i>	Year 1 (2015-16)	Year 2 (2016-17)	Year 3 (2017-18)	Year 4 (2018-19)	Total	Scope
Safety & Security					812,000	812,000	Fire Sprinklers
Safety & Security					294,000	294,000	Fire Alarm
Renovation		78,000				78,000	Wireless Network Upgrade
Renovation					100,000	100,000	School Choice Enhancement
Renovation					1,704,000	1,704,000	HVAC Improvements
Renovation		20,000				20,000	CAT 6 Data port Upgrade
Renovation					851,000	851,000	Building Envelope Improvements (Roof, Window, Ext Wall, etc.)
Technology		214,000				214,000	Additional computers to close computer gap
SMART Sub-Total	0	312,000	0	0	3,761,000	4,073,000	

	<i>Carryover (2014-15)</i>	Year 1 (2015-16)	Year 2 (2016-17)	Year 3 (2017-18)	Year 4 (2018-19)	Total	
<b>School Total</b>	0	312,000	0	0	3,761,000	4,073,000	

# Cross Creek School

## Adopted District Educational Facilities Plan

Project	Carryover (2014-15)	Year 1 (2015-16)	Year 2 (2016-17)	Year 3 (2017-18)	Year 4 (2018-19)	Total	Scope
Wood Shop Safety Electric Work	14,000					14,000	Anchor wood shop equipment to the floor, connect to vacuum, install safety shut off switches on equipment and at Teacher's desk and install one additional electrical circuit from electrical panel to the classroom. Work to be done by PPO.
ADEFP Sub-Total	14,000	0	0	0	0	14,000	

## SMART Program

Project	Carryover (2014-15)	Year 1 (2015-16)	Year 2 (2016-17)	Year 3 (2017-18)	Year 4 (2018-19)	Total	Scope
Safety & Security					270,000	270,000	Single Point of Entry
Safety & Security					420,000	420,000	Fire Alarm
Renovation		39,000				39,000	Wireless Network Upgrade
Renovation					100,000	100,000	School Choice Enhancement
Renovation					435,000	435,000	HVAC Improvements
Renovation					405,000	405,000	Building Envelope Improvements (Roof, Window, Ext Wall, etc.)
Technology		37,000				37,000	Additional computers to close computer gap
SMART Sub-Total	0	76,000	0	0	1,630,000	1,706,000	

	Carryover (2014-15)	Year 1 (2015-16)	Year 2 (2016-17)	Year 3 (2017-18)	Year 4 (2018-19)	Total	
<b>School Total</b>	14,000	76,000	0	0	1,630,000	1,720,000	

# Crystal Lake Middle School

## Adopted District Educational Facilities Plan

Project	Carryover (2014-15)	Year 1 (2015-16)	Year 2 (2016-17)	Year 3 (2017-18)	Year 4 (2018-19)	Total	Scope
<del>Life Safety</del>	<del>-442,525</del>					<del>-442,525</del>	<del>Install Fire Alarm</del>
ADEFP Sub-Total	0	0	0	0	0	0	

## SMART Program

Project	Carryover (2014-15)	Year 1 (2015-16)	Year 2 (2016-17)	Year 3 (2017-18)	Year 4 (2018-19)	Total	Scope
<u>Safety &amp; Security</u>	<u>442,525</u>					<u>442,525</u>	<u>Install Fire Alarm</u>
Music & Art					85,000	85,000	Art Room Renovation and Equipment
Music & Art					284,000	284,000	Conversion of Existing Space to Music and/or Art Lab(s)
Renovation			128,000			128,000	Wireless Network Upgrade
Renovation					100,000	100,000	School Choice Enhancement
Renovation					338,000	338,000	Media Center improvements
Renovation					244,000	244,000	HVAC Improvements
Renovation			9,000			9,000	CAT 6 Data port Upgrade
Renovation					812,000	812,000	Building Envelope Improvements (Roof, Window, Ext Wall, etc.)
Technology			13,000			13,000	Technology Infrastructure (Servers, Racks, etc.) Upgrade
Technology			175,000			175,000	Additional computers to close computer gap
SMART Sub-Total	442,525	0	325,000	0	1,863,000	2,630,525	

Project	Carryover (2014-15)	Year 1 (2015-16)	Year 2 (2016-17)	Year 3 (2017-18)	Year 4 (2018-19)	Total	Scope
<b>School Total</b>	442,525	0	325,000	0	1,863,000	2,630,525	

# Cypress Bay Senior High School

## Adopted District Educational Facilities Plan

Project	<i>Carryover (2014-15)</i>	Year 1 (2015-16)	Year 2 (2016-17)	Year 3 (2017-18)	Year 4 (2018-19)	Total	Scope
There are no ADEFP projects for this location.							

### SMART Program

Project	<i>Carryover (2014-15)</i>	Year 1 (2015-16)	Year 2 (2016-17)	Year 3 (2017-18)	Year 4 (2018-19)	Total	Scope
Safety & Security		270,000				270,000	Single Point of Entry
Safety & Security		107,000				107,000	Safety / Security Upgrade
Athletics			300,000			300,000	Track Resurfacing
Athletics		121,000				121,000	Weight Room Renovation
Renovation	134,000					134,000	Wireless Network Upgrade
Renovation		100,000				100,000	School Choice Enhancement
Renovation		580,000				580,000	HVAC Improvements
Renovation		12,400,000				12,400,000	CR Addition to allow for removal of portable buildings
Renovation	48,000					48,000	CAT 6 Data port Upgrade
Renovation		652,000				652,000	Building Envelope Improvements (Roof, Window, Ext Wall, etc.)
Technology	578,000					578,000	Technology Infrastructure (Servers, Racks, etc.) Upgrade
Technology	970,000					970,000	Additional computers to close computer gap
<b>SMART Sub-Total</b>	<b>1,730,000</b>	<b>14,230,000</b>	<b>300,000</b>	<b>0</b>	<b>0</b>	<b>16,260,000</b>	

	<i>Carryover (2014-15)</i>	Year 1 (2015-16)	Year 2 (2016-17)	Year 3 (2017-18)	Year 4 (2018-19)	Total
<b>School Total</b>	<b>1,730,000</b>	<b>14,230,000</b>	<b>300,000</b>	<b>0</b>	<b>0</b>	<b>16,260,000</b>

# Cypress Elementary School

## Adopted District Educational Facilities Plan

Project	Carryover (2014-15)	Year 1 (2015-16)	Year 2 (2016-17)	Year 3 (2017-18)	Year 4 (2018-19)	Total	Scope
<del>HVAC</del>	<del>-1,747,603</del>					<del>-1,747,603</del>	<del>Replace existing classroom unit ventilators (approximately 42 classrooms) with new unit ventilators, duct and diffusers. Includes all related work including electrical, DDC controls, plumbing, ceiling removal and replacement, test and balance, and replacement of outside air units.</del>
<del>Renovations</del>	<del>-637,564</del>					<del>-637,564</del>	<del>Building Envelope Improvements (Roof, Window, Ext Wall, etc.)</del>
ADEFP Sub-Total	0	0	0	0	0	0	

## SMART Program

Project	Carryover (2014-15)	Year 1 (2015-16)	Year 2 (2016-17)	Year 3 (2017-18)	Year 4 (2018-19)	Total	Scope
Safety & Security	103,000					103,000	Safety / Security Upgrade
Safety & Security	634,000					634,000	Fire Sprinklers
Renovation		84,000				84,000	Wireless Network Upgrade
Renovation	100,000					100,000	School Choice Enhancement
Renovation	177,000					177,000	Media Center improvements
<u>Renovation</u>	<u>1,747,603</u>					<u>1,747,603</u>	<u>Replace existing classroom unit ventilators (approximately 42) with new unit ventilators, duct and diffusers. Includes all related work including electrical, DDC controls, plumbing, ceiling removal and replacement, test and balance, and replacement of outside air units.</u>
Renovation		12,000				12,000	CAT 6 Data port Upgrade
<u>Renovation</u>	<u>637,564</u>					<u>637,564</u>	<u>Building Envelope Improvements (Roof, Window, Ext Wall, etc.)</u>
Technology		61,000				61,000	Technology Infrastructure (Servers, Racks, etc.) Upgrade
Technology		247,000				247,000	Additional computers to close computer gap
SMART Sub-Total	3,399,167	404,000	0	0	0	3,803,167	

	Carryover (2014-15)	Year 1 (2015-16)	Year 2 (2016-17)	Year 3 (2017-18)	Year 4 (2018-19)	Total	
School Total	3,399,167	404,000	0	0	0	3,803,167	

# Cypress Run Education Center

## Adopted District Educational Facilities Plan

Project	<i>Carryover (2014-15)</i>	Year 1 (2015-16)	Year 2 (2016-17)	Year 3 (2017-18)	Year 4 (2018-19)	Total	Scope
There are no ADEFP projects for this location.							

### SMART Program

Project	<i>Carryover (2014-15)</i>	Year 1 (2015-16)	Year 2 (2016-17)	Year 3 (2017-18)	Year 4 (2018-19)	Total	Scope
Safety & Security				90,000		90,000	Single Point of Entry
Renovation			20,000			20,000	Wireless Network Upgrade
Renovation	100,000					100,000	School Choice Enhancement
Renovation					77,000	77,000	HVAC Improvements
Renovation			1,000			1,000	CAT 6 Data port Upgrade
SMART Sub-Total	100,000	0	21,000	90,000	77,000	288,000	

	<i>Carryover (2014-15)</i>	Year 1 (2015-16)	Year 2 (2016-17)	Year 3 (2017-18)	Year 4 (2018-19)	Total	
<b>School Total</b>	100,000	0	21,000	90,000	77,000	288,000	



# Dandy, William Middle School

## Adopted District Educational Facilities Plan

Project	<i>Carryover (2014-15)</i>	Year 1 (2015-16)	Year 2 (2016-17)	Year 3 (2017-18)	Year 4 (2018-19)	Total	Scope
There are no ADEFP projects for this location.							

### SMART Program

Project	<i>Carryover (2014-15)</i>	Year 1 (2015-16)	Year 2 (2016-17)	Year 3 (2017-18)	Year 4 (2018-19)	Total	Scope
Safety & Security			233,000			233,000	Single Point of Entry
Safety & Security			83,000			83,000	Safety / Security Upgrade
Safety & Security			16,000			16,000	Fire Sprinklers
Safety & Security			462,000			462,000	Fire Alarm
Renovation			104,000			104,000	Wireless Network Upgrade
Renovation			100,000			100,000	School Choice Enhancement
Renovation			59,000			59,000	Replacement of building 18
Renovation			533,000			533,000	HVAC Improvements
Renovation			19,000			19,000	CAT 6 Data port Upgrade
Renovation			2,042,000			2,042,000	Building Envelope Improvements (Roof, Window, Ext Wall, etc.)
Technology			9,000			9,000	Technology Infrastructure (Servers, Racks, etc.) Upgrade
Technology			85,000			85,000	Additional computers to close computer gap
<b>SMART Sub-Total</b>	0	0	3,745,000	0	0	3,745,000	

	<i>Carryover (2014-15)</i>	Year 1 (2015-16)	Year 2 (2016-17)	Year 3 (2017-18)	Year 4 (2018-19)	Total	
<b>School Total</b>	0	0	3,745,000	0	0	3,745,000	

# Dania Elementary School

## Adopted District Educational Facilities Plan

Project	Carryover (2014-15)	Year 1 (2015-16)	Year 2 (2016-17)	Year 3 (2017-18)	Year 4 (2018-19)	Total	Scope
Active Closeout	55,937					55,937	Fire Sprinkler Protection
ADEFP Sub-Total	55,937	0	0	0	0	55,937	

## SMART Program

Project	Carryover (2014-15)	Year 1 (2015-16)	Year 2 (2016-17)	Year 3 (2017-18)	Year 4 (2018-19)	Total	Scope
Safety & Security					147,000	147,000	Safety / Security Upgrade
Music & Art					1,065,000	1,065,000	Replacement of building 2
Music & Art					186,000	186,000	Music Room Renovation and Instruments
Music & Art					65,000	65,000	Art Room Renovation and Equipment
Renovation		66,000				66,000	Wireless Network Upgrade
Renovation					100,000	100,000	School Choice Enhancement
Renovation					213,000	213,000	Media Center improvements
Renovation					610,000	610,000	Electrical Improvements
Renovation		8,000				8,000	CAT 6 Data port Upgrade
Renovation					266,000	266,000	Building Envelope Improvements (Roof, Window, Ext Wall, etc.)
Technology		135,000				135,000	Additional computers to close computer gap
SMART Sub-Total	0	209,000	0	0	2,652,000	2,861,000	

	Carryover (2014-15)	Year 1 (2015-16)	Year 2 (2016-17)	Year 3 (2017-18)	Year 4 (2018-19)	Total	
<b>School Total</b>	55,937	209,000	0	0	2,652,000	2,916,937	

# Dave Thomas Education Center

## Adopted District Educational Facilities Plan

Project	<i>Carryover (2014-15)</i>	Year 1 (2015-16)	Year 2 (2016-17)	Year 3 (2017-18)	Year 4 (2018-19)	Total	Scope
There are no ADEFP projects for this location.							

### SMART Program

Project	<i>Carryover (2014-15)</i>	Year 1 (2015-16)	Year 2 (2016-17)	Year 3 (2017-18)	Year 4 (2018-19)	Total	Scope
Renovation			45,000			45,000	Wireless Network Upgrade
Renovation		100,000				100,000	School Choice Enhancement
Renovation		385,000				385,000	HVAC Improvements
Renovation		373,000				373,000	Building Envelope Improvements (Roof, Window, Ext Wall, etc.)
Technology			62,000			62,000	Technology Infrastructure (Servers, Racks, etc.) Upgrade
SMART Sub-Total	0	858,000	107,000	0	0	965,000	

Project	<i>Carryover (2014-15)</i>	Year 1 (2015-16)	Year 2 (2016-17)	Year 3 (2017-18)	Year 4 (2018-19)	Total	Scope
<b>School Total</b>	0	858,000	107,000	0	0	965,000	

## Dave Thomas Education Center-West

### Adopted District Educational Facilities Plan

Project	<i>Carryover (2014-15)</i>	Year 1 (2015-16)	Year 2 (2016-17)	Year 3 (2017-18)	Year 4 (2018-19)	Total	Scope
There are no ADEFP projects for this location.							

### SMART Program

Project	<i>Carryover (2014-15)</i>	Year 1 (2015-16)	Year 2 (2016-17)	Year 3 (2017-18)	Year 4 (2018-19)	Total	Scope
Safety & Security				90,000		90,000	Single Point of Entry
Renovation			49,000			49,000	Wireless Network Upgrade
Renovation	100,000					100,000	School Choice Enhancement
Renovation			13,000			13,000	CAT 6 Data port Upgrade
SMART Sub-Total	100,000	0	62,000	90,000	0	252,000	

Project	<i>Carryover (2014-15)</i>	Year 1 (2015-16)	Year 2 (2016-17)	Year 3 (2017-18)	Year 4 (2018-19)	Total	Scope
<b>School Total</b>	100,000	0	62,000	90,000	0	252,000	

# Davie Elementary School

## Adopted District Educational Facilities Plan

Project	<i>Carryover (2014-15)</i>	Year 1 (2015-16)	Year 2 (2016-17)	Year 3 (2017-18)	Year 4 (2018-19)	Total	Scope
There are no ADEFP projects for this location.							

### SMART Program

Project	<i>Carryover (2014-15)</i>	Year 1 (2015-16)	Year 2 (2016-17)	Year 3 (2017-18)	Year 4 (2018-19)	Total	Scope
Safety & Security			73,000			73,000	Safety / Security Upgrade
Safety & Security			685,000			685,000	Fire Sprinklers
Renovation		79,000				79,000	Wireless Network Upgrade
Renovation			100,000			100,000	School Choice Enhancement
Renovation			235,000			235,000	Media Center improvements
Renovation			809,000			809,000	HVAC Improvements
Renovation		9,000				9,000	CAT 6 Data port Upgrade
Renovation			1,074,000			1,074,000	Building Envelope Improvements (Roof, Window, Ext Wall, etc.)
Technology		202,000				202,000	Additional computers to close computer gap
<b>SMART Sub-Total</b>	0	290,000	2,976,000	0	0	3,266,000	

	<i>Carryover (2014-15)</i>	Year 1 (2015-16)	Year 2 (2016-17)	Year 3 (2017-18)	Year 4 (2018-19)	Total
<b>School Total</b>	0	290,000	2,976,000	0	0	3,266,000

## Deerfield Beach Elementary School

### Adopted District Educational Facilities Plan

Project	Carryover (2014-15)	Year 1 (2015-16)	Year 2 (2016-17)	Year 3 (2017-18)	Year 4 (2018-19)	Total	Scope
Life Safety	326,445					326,445	Lead Base Paint Abatement
Window Replacement - Building #1 Auditorium	750,000					750,000	Replacement of wood windows at Building #1 - Auditorium. Verification of requirements for National Historic Register. Scope evaluation is currently on-going.
ADEFP Sub-Total	1,076,445	0	0	0	0	1,076,445	

### SMART Program

Project	Carryover (2014-15)	Year 1 (2015-16)	Year 2 (2016-17)	Year 3 (2017-18)	Year 4 (2018-19)	Total	Scope
Safety & Security		725,000				725,000	Fire Sprinklers
Safety & Security			294,000			294,000	Fire Alarm
Renovation		72,000				72,000	Wireless Network Upgrade
Renovation	100,000					100,000	School Choice Enhancement
Renovation				2,862,000		2,862,000	Renovations to Building 1 (Historic)
Renovation				378,000		378,000	Media Center improvements
Renovation			529,000			529,000	HVAC Improvements
Renovation		13,000				13,000	CAT 6 Data port Upgrade
Renovation				369,000		369,000	Building Envelope Improvements (Roof, Window, Ext. Wall, etc.)
Technology		207,000				207,000	Additional computers to close computer gap
SMART Sub-Total	100,000	1,017,000	823,000	3,609,000	0	5,549,000	

	Carryover (2014-15)	Year 1 (2015-16)	Year 2 (2016-17)	Year 3 (2017-18)	Year 4 (2018-19)	Total	
<b>School Total</b>	1,176,445	1,017,000	823,000	3,609,000	0	6,625,445	

# Deerfield Beach Middle School

## Adopted District Educational Facilities Plan

Project	<i>Carryover (2014-15)</i>	Year 1 (2015-16)	Year 2 (2016-17)	Year 3 (2017-18)	Year 4 (2018-19)	Total	Scope
There are no ADEFP projects for this location.							

### SMART Program

Project	<i>Carryover (2014-15)</i>	Year 1 (2015-16)	Year 2 (2016-17)	Year 3 (2017-18)	Year 4 (2018-19)	Total	Scope
Safety & Security					461,000	461,000	Fire Alarm
Safety & Security					465,000	465,000	Single Point of Entry
Safety & Security					632,000	632,000	Fire Sprinklers
Renovation			13,000			13,000	CAT 6 Data port Upgrade
Renovation					2,227,000	2,227,000	Building Envelope Improvements (Roof, Window, Ext Wall, etc.)
Renovation			56,000			56,000	Wireless Network Upgrade
Renovation					100,000	100,000	School Choice Enhancement
Renovation					299,000	299,000	Media Center improvements
Renovation					714,000	714,000	HVAC Improvements
Technology			155,000			155,000	Additional computers to close computer gap
<b>SMART Sub-Total</b>	0	0	224,000	0	4,898,000	5,122,000	

Project	<i>Carryover (2014-15)</i>	Year 1 (2015-16)	Year 2 (2016-17)	Year 3 (2017-18)	Year 4 (2018-19)	Total	Scope
<b>School Total</b>	0	0	224,000	0	4,898,000	5,122,000	

# Deerfield Beach Senior High School

## Adopted District Educational Facilities Plan

Project	Carryover (2014-15)	Year 1 (2015-16)	Year 2 (2016-17)	Year 3 (2017-18)	Year 4 (2018-19)	Total	Scope
<del>Building Envelope</del>	<del>12,092,907</del>					<del>12,092,907</del>	<del>Roof Repairs</del>
ADEFP Sub-Total	0	0	0	0	0	0	

## SMART Program

Project	Carryover (2014-15)	Year 1 (2015-16)	Year 2 (2016-17)	Year 3 (2017-18)	Year 4 (2018-19)	Total	Scope
<a href="#">Safety &amp; Security</a>					<a href="#">540,000</a>	<a href="#">540,000</a>	<a href="#">Single Point of Entry</a>
<a href="#">Safety &amp; Security</a>					<a href="#">114,000</a>	<a href="#">114,000</a>	<a href="#">Safety / Security Upgrade</a>
<a href="#">Safety &amp; Security</a>	<a href="#">22,000</a>					<a href="#">22,000</a>	<a href="#">Fire Sprinklers</a>
<a href="#">Athletics</a>					<a href="#">121,000</a>	<a href="#">121,000</a>	<a href="#">Weight Room Renovation</a>
Renovation			195,000			195,000	Wireless Network Upgrade
Renovation			43,000			43,000	CAT 6 Data port Upgrade
Renovation					1,971,000	1,971,000	STEM Lab improvements
Renovation					100,000	100,000	School Choice Enhancement
<a href="#">Renovation</a>					<a href="#">688,000</a>	<a href="#">688,000</a>	<a href="#">Media Center improvements</a>
<a href="#">Renovation</a>	<a href="#">9,431,000</a>					<a href="#">9,431,000</a>	<a href="#">Roof Repairs and HVAC</a>
<a href="#">Renovation</a>					<a href="#">303,000</a>	<a href="#">303,000</a>	<a href="#">Electrical Improvements</a>
<a href="#">Renovation</a>					<a href="#">836,000</a>	<a href="#">836,000</a>	<a href="#">Building Envelope Improvements (Roof, Window, Ext Wall, etc.)</a>
Technology			13,000			13,000	Technology Infrastructure (Servers, Racks, etc.) Upgrade
Technology			492,000			492,000	Additional computers to close computer gap
SMART Sub-Total	9,453,000	0	743,000	0	4,673,000	14,869,000	

Project	Carryover (2014-15)	Year 1 (2015-16)	Year 2 (2016-17)	Year 3 (2017-18)	Year 4 (2018-19)	Total	Scope
<b>School Total</b>	9,453,000	0	743,000	0	4,673,000	14,869,000	



# Deerfield Park Elementary School

## Adopted District Educational Facilities Plan

Project	<i>Carryover (2014-15)</i>	Year 1 (2015-16)	Year 2 (2016-17)	Year 3 (2017-18)	Year 4 (2018-19)	Total	Scope
There are no ADEFP projects for this location.							

### SMART Program

Project	<i>Carryover (2014-15)</i>	Year 1 (2015-16)	Year 2 (2016-17)	Year 3 (2017-18)	Year 4 (2018-19)	Total	Scope
Safety & Security				195,000		195,000	Single Point of Entry
Safety & Security				808,000		808,000	Fire Sprinklers
Safety & Security				293,000		293,000	Fire Alarm
Athletics				10,000		10,000	PE/Athletic Improvements
Renovation		30,000				30,000	Wireless Network Upgrade
Renovation				100,000		100,000	School Choice Enhancement
Renovation				2,893,000		2,893,000	HVAC Improvements
Renovation		15,000				15,000	CAT 6 Data port Upgrade
Renovation				1,236,000		1,236,000	Building Envelope Improvements (Roof, Window, Ext Wall, etc.)
Technology		166,000				166,000	Additional computers to close computer gap
<b>SMART Sub-Total</b>	0	211,000	0	5,535,000	0	5,746,000	

Project	<i>Carryover (2014-15)</i>	Year 1 (2015-16)	Year 2 (2016-17)	Year 3 (2017-18)	Year 4 (2018-19)	Total	Scope
<b>School Total</b>	0	211,000	0	5,535,000	0	5,746,000	

## Dillard 6-12 School

### Adopted District Educational Facilities Plan

Project	<i>Carryover</i> <i>(2014-15)</i>	Year 1 <i>(2015-16)</i>	Year 2 <i>(2016-17)</i>	Year 3 <i>(2017-18)</i>	Year 4 <i>(2018-19)</i>	Total	Scope
There are no ADEFP projects for this location.							

### SMART Program

Project	<i>Carryover</i> <i>(2014-15)</i>	Year 1 <i>(2015-16)</i>	Year 2 <i>(2016-17)</i>	Year 3 <i>(2017-18)</i>	Year 4 <i>(2018-19)</i>	Total	Scope
Safety & Security	540,000					540,000	Single Point of Entry
Safety & Security	72,000					72,000	Safety / Security Upgrade
Safety & Security	375,000					375,000	Fire Sprinklers
Athletics	121,000					121,000	Weight Room Renovation
Renovation			188,000			188,000	Wireless Network Upgrade
Renovation	100,000					100,000	School Choice Enhancement
Renovation	282,000					282,000	HVAC Improvements
Renovation	522,000					522,000	Electrical Improvements
Renovation			63,000			63,000	CAT 6 Data port Upgrade
Renovation	2,441,000					2,441,000	Building Envelope Improvements (Roof, Window, Ext Wall, etc.)
Technology			199,000			199,000	Additional computers to close computer gap
<b>SMART Sub-Total</b>	<b>4,453,000</b>	<b>0</b>	<b>450,000</b>	<b>0</b>	<b>0</b>	<b>4,903,000</b>	

	<i>Carryover</i> <i>(2014-15)</i>	Year 1 <i>(2015-16)</i>	Year 2 <i>(2016-17)</i>	Year 3 <i>(2017-18)</i>	Year 4 <i>(2018-19)</i>	Total	
<b>School Total</b>	<b>4,453,000</b>	<b>0</b>	<b>450,000</b>	<b>0</b>	<b>0</b>	<b>4,903,000</b>	

## Dillard Elementary School

### Adopted District Educational Facilities Plan

Project	<i>Carryover (2014-15)</i>	Year 1 (2015-16)	Year 2 (2016-17)	Year 3 (2017-18)	Year 4 (2018-19)	Total	Scope
There are no ADEFP projects for this location.							

### SMART Program

Project	<i>Carryover (2014-15)</i>	Year 1 (2015-16)	Year 2 (2016-17)	Year 3 (2017-18)	Year 4 (2018-19)	Total	Scope
Renovation			30,000			30,000	Wireless Network Upgrade
Renovation				100,000		100,000	School Choice Enhancement
Renovation				826,000		826,000	HVAC Improvements
Renovation			14,000			14,000	CAT 6 Data port Upgrade
Renovation				851,000		851,000	Building Envelope Improvements (Roof, Window, Ext Wall, etc.)
Technology			29,000			29,000	Additional computers to close computer gap
SMART Sub-Total	0	0	73,000	1,777,000	0	1,850,000	

	<i>Carryover (2014-15)</i>	Year 1 (2015-16)	Year 2 (2016-17)	Year 3 (2017-18)	Year 4 (2018-19)	Total	
<b>School Total</b>	0	0	73,000	1,777,000	0	1,850,000	

# Discovery Elementary School

## Adopted District Educational Facilities Plan

Project	<i>Carryover (2014-15)</i>	Year 1 (2015-16)	Year 2 (2016-17)	Year 3 (2017-18)	Year 4 (2018-19)	Total	Scope
There are no ADEFP projects for this location.							

### SMART Program

Project	<i>Carryover (2014-15)</i>	Year 1 (2015-16)	Year 2 (2016-17)	Year 3 (2017-18)	Year 4 (2018-19)	Total	Scope
Renovation		14,000				14,000	CAT 6 Data port Upgrade
Renovation		14,000				14,000	Wireless Network Upgrade
Renovation	100,000					100,000	School Choice Enhancement
Renovation					150,000	150,000	HVAC Improvements
Technology		281,000				281,000	Additional computers to close computer gap
Technology		4,000				4,000	Technology Infrastructure (Servers, Racks, etc.) Upgrade
<b>SMART Sub-Total</b>	100,000	313,000	0	0	150,000	563,000	

	<i>Carryover (2014-15)</i>	Year 1 (2015-16)	Year 2 (2016-17)	Year 3 (2017-18)	Year 4 (2018-19)	Total	
<b>School Total</b>	100,000	313,000	0	0	150,000	563,000	

# Dolphin Bay Elementary School

## Adopted District Educational Facilities Plan

Project	<i>Carryover (2014-15)</i>	Year 1 (2015-16)	Year 2 (2016-17)	Year 3 (2017-18)	Year 4 (2018-19)	Total	Scope
There are no ADEFP projects for this location.							

### SMART Program

Project	<i>Carryover (2014-15)</i>	Year 1 (2015-16)	Year 2 (2016-17)	Year 3 (2017-18)	Year 4 (2018-19)	Total	Scope
Renovation			74,000			74,000	Wireless Network Upgrade
Renovation	100,000					100,000	School Choice Enhancement
Renovation			10,000			10,000	CAT 6 Data port Upgrade
Technology			2,000			2,000	Technology Infrastructure (Servers, Racks, etc.) Upgrade
Technology			71,000			71,000	Additional computers to close computer gap
SMART Sub-Total	100,000	0	157,000	0	0	257,000	

	<i>Carryover (2014-15)</i>	Year 1 (2015-16)	Year 2 (2016-17)	Year 3 (2017-18)	Year 4 (2018-19)	Total	
<b>School Total</b>	100,000	0	157,000	0	0	257,000	

# Drew, Charles Elementary School

## Adopted District Educational Facilities Plan

Project	<i>Carryover (2014-15)</i>	Year 1 (2015-16)	Year 2 (2016-17)	Year 3 (2017-18)	Year 4 (2018-19)	Total	Scope
There are no ADEFP projects for this location.							

### SMART Program

Project	<i>Carryover (2014-15)</i>	Year 1 (2015-16)	Year 2 (2016-17)	Year 3 (2017-18)	Year 4 (2018-19)	Total	Scope
Safety & Security		694,000				694,000	Fire Sprinklers
Safety & Security			293,000			293,000	Fire Alarm
Renovation		22,000				22,000	Wireless Network Upgrade
Renovation	100,000					100,000	School Choice Enhancement
Renovation			1,892,000			1,892,000	HVAC Improvements
Renovation			138,000			138,000	Building Envelope Improvements (Roof, Window, Ext Wall, etc.)
Technology		121,000				121,000	Additional computers to close computer gap
SMART Sub-Total	100,000	837,000	2,323,000	0	0	3,260,000	

	<i>Carryover (2014-15)</i>	Year 1 (2015-16)	Year 2 (2016-17)	Year 3 (2017-18)	Year 4 (2018-19)	Total
<b>School Total</b>	100,000	837,000	2,323,000	0	0	3,260,000

## Drew, Charles Family Resource Center

### Adopted District Educational Facilities Plan

Project	<i>Carryover (2014-15)</i>	Year 1 (2015-16)	Year 2 (2016-17)	Year 3 (2017-18)	Year 4 (2018-19)	Total	Scope
There are no ADEFP projects for this location.							

### SMART Program

Project	<i>Carryover (2014-15)</i>	Year 1 (2015-16)	Year 2 (2016-17)	Year 3 (2017-18)	Year 4 (2018-19)	Total	Scope
Safety & Security			90,000			90,000	Single Point of Entry
Renovation			26,000			26,000	Wireless Network Upgrade
Renovation			100,000			100,000	School Choice Enhancement
Renovation			557,000			557,000	Replacement of building 6
Renovation			575,000			575,000	Replacement of building 5
Renovation			557,000			557,000	Replacement of building 3
Renovation			191,000			191,000	Media Center improvements
Renovation			225,000			225,000	HVAC Improvements
Renovation			11,000			11,000	CAT 6 Data port Upgrade
Renovation			1,173,000			1,173,000	Building Envelope Improvements (Roof, Window, Ext Wall, etc.)
Technology			31,000			31,000	Technology Infrastructure (Servers, Racks, etc.) Upgrade
SMART Sub-Total	0	0	3,536,000	0	0	3,536,000	

	<i>Carryover (2014-15)</i>	Year 1 (2015-16)	Year 2 (2016-17)	Year 3 (2017-18)	Year 4 (2018-19)	Total	
<b>School Total</b>	0	0	3,536,000	0	0	3,536,000	

# Driftwood Elementary School

## Adopted District Educational Facilities Plan

Project	<i>Carryover (2014-15)</i>	Year 1 (2015-16)	Year 2 (2016-17)	Year 3 (2017-18)	Year 4 (2018-19)	Total	Scope
There are no ADEFP projects for this location.							

### SMART Program

Project	<i>Carryover (2014-15)</i>	Year 1 (2015-16)	Year 2 (2016-17)	Year 3 (2017-18)	Year 4 (2018-19)	Total	Scope
Safety & Security					60,000	60,000	Single Point of Entry
Safety & Security	7,000					7,000	Fire Sprinklers
Renovation		70,000				70,000	Wireless Network Upgrade
Renovation					100,000	100,000	School Choice Enhancement
Renovation					300,000	300,000	HVAC Improvements
Renovation		4,000				4,000	CAT 6 Data port Upgrade
Renovation					1,428,000	1,428,000	Building Envelope Improvements (Roof, Window, Ext Wall, etc.)
Technology		121,000				121,000	Additional computers to close computer gap
<b>SMART Sub-Total</b>	<b>7,000</b>	<b>195,000</b>	<b>0</b>	<b>0</b>	<b>1,888,000</b>	<b>2,090,000</b>	

	<i>Carryover (2014-15)</i>	Year 1 (2015-16)	Year 2 (2016-17)	Year 3 (2017-18)	Year 4 (2018-19)	Total	
<b>School Total</b>	<b>7,000</b>	<b>195,000</b>	<b>0</b>	<b>0</b>	<b>1,888,000</b>	<b>2,090,000</b>	



# Driftwood Middle School

## Adopted District Educational Facilities Plan

Project	<i>Carryover (2014-15)</i>	Year 1 (2015-16)	Year 2 (2016-17)	Year 3 (2017-18)	Year 4 (2018-19)	Total	Scope
<b>There are no ADEFP projects for this location.</b>							

### SMART Program

Project	<i>Carryover (2014-15)</i>	Year 1 (2015-16)	Year 2 (2016-17)	Year 3 (2017-18)	Year 4 (2018-19)	Total	Scope
Safety & Security		49,000				49,000	Safety / Security Upgrade
Safety & Security	18,000					18,000	Fire Sprinklers
Music & Art		85,000				85,000	Art Room Renovation and Equipment
Music & Art		284,000				284,000	Conversion of Existing Space to Music and/or Art Lab(s)
Renovation			17,000			17,000	CAT 6 Data port Upgrade
Renovation		2,332,000				2,332,000	Building Envelope Improvements (Roof, Window, Ext Wall, etc.)
Renovation			144,000			144,000	Wireless Network Upgrade
Renovation		100,000				100,000	School Choice Enhancement
Renovation		293,000				293,000	Media Center improvements
Renovation		1,808,000				1,808,000	HVAC Improvements
Renovation		675,000				675,000	Electrical Improvements
Technology			216,000			216,000	Additional computers to close computer gap
Technology			8,000			8,000	Technology Infrastructure (Servers, Racks, etc.) Upgrade
<b>SMART Sub-Total</b>	<b>18,000</b>	<b>5,626,000</b>	<b>385,000</b>	<b>0</b>	<b>0</b>	<b>6,029,000</b>	

	<i>Carryover (2014-15)</i>	Year 1 (2015-16)	Year 2 (2016-17)	Year 3 (2017-18)	Year 4 (2018-19)	Total	
<b>School Total</b>	<b>18,000</b>	<b>5,626,000</b>	<b>385,000</b>	<b>0</b>	<b>0</b>	<b>6,029,000</b>	

# Eagle Point Elementary School

## Adopted District Educational Facilities Plan

Project	<i>Carryover (2014-15)</i>	Year 1 (2015-16)	Year 2 (2016-17)	Year 3 (2017-18)	Year 4 (2018-19)	Total	Scope
There are no ADEFP projects for this location.							

### SMART Program

Project	<i>Carryover (2014-15)</i>	Year 1 (2015-16)	Year 2 (2016-17)	Year 3 (2017-18)	Year 4 (2018-19)	Total	Scope
Safety & Security	50,000					50,000	Fire Alarm
Music & Art	186,000					186,000	Music Room Renovation and Instruments
Music & Art	339,000					339,000	Conversion of Existing Space to Music and/or Art Lab(s)
Music & Art	65,000					65,000	Art Room Renovation and Equipment
Renovation	115,000					115,000	Wireless Network Upgrade
Renovation	100,000					100,000	School Choice Enhancement
Renovation	2,847,000					2,847,000	HVAC Improvements
Renovation	17,000					17,000	CAT 6 Data port Upgrade
Renovation	1,383,000					1,383,000	Building Envelope Improvements (Roof, Window, Ext Wall, etc.)
Technology	168,000					168,000	Technology Infrastructure (Servers, Racks, etc.) Upgrade
Technology	218,000					218,000	Additional computers to close computer gap
<b>SMART Sub-Total</b>	<b>5,488,000</b>	<b>0</b>	<b>0</b>	<b>0</b>	<b>0</b>	<b>5,488,000</b>	

	<i>Carryover (2014-15)</i>	Year 1 (2015-16)	Year 2 (2016-17)	Year 3 (2017-18)	Year 4 (2018-19)	Total	
<b>School Total</b>	<b>5,488,000</b>	<b>0</b>	<b>0</b>	<b>0</b>	<b>0</b>	<b>5,488,000</b>	

# Eagle Ridge Elementary School

## Adopted District Educational Facilities Plan

Project	<i>Carryover (2014-15)</i>	Year 1 (2015-16)	Year 2 (2016-17)	Year 3 (2017-18)	Year 4 (2018-19)	Total	Scope
There are no ADEFP projects for this location.							

### SMART Program

Project	<i>Carryover (2014-15)</i>	Year 1 (2015-16)	Year 2 (2016-17)	Year 3 (2017-18)	Year 4 (2018-19)	Total	Scope
Safety & Security		294,000				294,000	Fire Alarm
Renovation		45,000				45,000	Wireless Network Upgrade
Renovation	100,000					100,000	School Choice Enhancement
Renovation		1,965,000				1,965,000	HVAC Improvements
Renovation		30,000				30,000	CAT 6 Data port Upgrade
Technology		37,000				37,000	Technology Infrastructure (Servers, Racks, etc.) Upgrade
Technology		150,000				150,000	Additional computers to close computer gap
SMART Sub-Total	100,000	2,521,000	0	0	0	2,621,000	

	<i>Carryover (2014-15)</i>	Year 1 (2015-16)	Year 2 (2016-17)	Year 3 (2017-18)	Year 4 (2018-19)	Total	
<b>School Total</b>	100,000	2,521,000	0	0	0	2,621,000	

## Ely, Blanche Senior High School

### Adopted District Educational Facilities Plan

Project	Carryover (2014-15)	Year 1 (2015-16)	Year 2 (2016-17)	Year 3 (2017-18)	Year 4 (2018-19)	Total	Scope
ADA	1,152,260					1,152,260	Gymnasium Accessibility
ADA	239,290					239,290	ADA Stage Lift
<del>Building Envelope</del>	<del>-50,000</del>					<del>-50,000</del>	<del>Re-Roof building #4</del>
<del>Building Envelope</del>	<del>-2,791,886</del>					<del>-2,791,886</del>	<del>IAQ &amp; Fascia Replacement</del>
Demolition	607,500					607,500	Demolition of Buildings #3, #5, #6, #7, #8, #9, #12. Canopy repair/replacement in selected areas. Building #20 originally scoped for demolition has now been converted for use by the school.
Replace Existing Scoreboard	115,000					115,000	Remove existing scoreboard from building and install new scoreboard at southwest corner of football field (outside of fence).
Various Categories	700,000					700,000	Outdoor Dining Renovation
<b>ADEFP Sub-Total</b>	<b>2,814,050</b>	<b>0</b>	<b>0</b>	<b>0</b>	<b>0</b>	<b>2,814,050</b>	

### SMART Program

Project	Carryover (2014-15)	Year 1 (2015-16)	Year 2 (2016-17)	Year 3 (2017-18)	Year 4 (2018-19)	Total	Scope
Safety & Security	152,000					152,000	Fire Sprinklers
Safety & Security	540,000					540,000	Single Point of Entry
Athletics	121,000					121,000	Weight Room Renovation
Renovation	6,202,000					6,202,000	HVAC Improvements
Renovation		53,000				53,000	CAT 6 Data port Upgrade
<a href="#">Renovation</a>	<a href="#">1,089,000</a>					<a href="#">1,089,000</a>	<a href="#">Building Envelope Improvements (Roof, Window, Ext Wall, etc.)</a>
Renovation		88,000				88,000	Wireless Network Upgrade
Renovation	1,140,000					1,140,000	STEM Lab improvements
Renovation	100,000					100,000	School Choice Enhancement
Renovation	668,000					668,000	Media Center improvements
<a href="#">Renovation</a>	<a href="#">2,791,886</a>					<a href="#">2,791,886</a>	<a href="#">IAQ &amp; Fascia Replacement</a>
Technology		435,000				435,000	Additional computers to close computer gap
Technology		11,000				11,000	Technology Infrastructure (Servers, Racks, etc.) Upgrade

## Ely, Blanche Senior High School

SMART Sub-Total	12,803,886	587,000	0	0	0	13,390,886
	<b><i>Carryover (2014-15)</i></b>	<b>Year 1 (2015-16)</b>	<b>Year 2 (2016-17)</b>	<b>Year 3 (2017-18)</b>	<b>Year 4 (2018-19)</b>	<b>Total</b>
<b>School Total</b>	15,617,936	587,000	0	0	0	16,204,936

# Embassy Creek Elementary School

## Adopted District Educational Facilities Plan

Project	<i>Carryover (2014-15)</i>	Year 1 (2015-16)	Year 2 (2016-17)	Year 3 (2017-18)	Year 4 (2018-19)	Total	Scope
<b>There are no ADEFP projects for this location.</b>							

### SMART Program

Project	<i>Carryover (2014-15)</i>	Year 1 (2015-16)	Year 2 (2016-17)	Year 3 (2017-18)	Year 4 (2018-19)	Total	Scope
Safety & Security			294,000			294,000	Fire Alarm
Music & Art			186,000			186,000	Music Room Renovation and Instruments
Music & Art			339,000			339,000	Conversion of Existing Space to Music and/or Art Lab(s)
Music & Art			65,000			65,000	Art Room Renovation and Equipment
Renovation	70,000					70,000	Wireless Network Upgrade
Renovation			100,000			100,000	School Choice Enhancement
Renovation			1,920,000			1,920,000	HVAC Improvements
Renovation	11,000					11,000	CAT 6 Data port Upgrade
Renovation			770,000			770,000	Building Envelope Improvements (Roof, Window, Ext Wall, etc.)
Technology	106,000					106,000	Technology Infrastructure (Servers, Racks, etc.) Upgrade
Technology	292,000					292,000	Additional computers to close computer gap
<b>SMART Sub-Total</b>	<b>479,000</b>	<b>0</b>	<b>3,674,000</b>	<b>0</b>	<b>0</b>	<b>4,153,000</b>	

	<i>Carryover (2014-15)</i>	Year 1 (2015-16)	Year 2 (2016-17)	Year 3 (2017-18)	Year 4 (2018-19)	Total	
<b>School Total</b>	<b>479,000</b>	<b>0</b>	<b>3,674,000</b>	<b>0</b>	<b>0</b>	<b>4,153,000</b>	

# Endeavour Primary Learning Center

## Adopted District Educational Facilities Plan

Project	<i>Carryover (2014-15)</i>	Year 1 (2015-16)	Year 2 (2016-17)	Year 3 (2017-18)	Year 4 (2018-19)	Total	Scope
There are no ADEFP projects for this location.							

### SMART Program

Project	<i>Carryover (2014-15)</i>	Year 1 (2015-16)	Year 2 (2016-17)	Year 3 (2017-18)	Year 4 (2018-19)	Total	Scope
Safety & Security					195,000	195,000	Single Point of Entry
Renovation			21,000			21,000	Wireless Network Upgrade
Renovation					100,000	100,000	School Choice Enhancement
Renovation					358,000	358,000	HVAC Improvements
Renovation					599,000	599,000	Building Envelope Improvements (Roof, Window, Ext Wall, etc.)
Technology			81,000			81,000	Additional computers to close computer gap
SMART Sub-Total	0	0	102,000	0	1,252,000	1,354,000	

Project	<i>Carryover (2014-15)</i>	Year 1 (2015-16)	Year 2 (2016-17)	Year 3 (2017-18)	Year 4 (2018-19)	Total	Scope
<b>School Total</b>	0	0	102,000	0	1,252,000	1,354,000	

# Everglades Elementary School

## Adopted District Educational Facilities Plan

Project	<i>Carryover (2014-15)</i>	Year 1 (2015-16)	Year 2 (2016-17)	Year 3 (2017-18)	Year 4 (2018-19)	Total	Scope
There are no ADEFP projects for this location.							

### SMART Program

Project	<i>Carryover (2014-15)</i>	Year 1 (2015-16)	Year 2 (2016-17)	Year 3 (2017-18)	Year 4 (2018-19)	Total	Scope
Renovation		1,033,000				1,033,000	Building Envelope Improvements (Roof, Window, Ext Wall, etc.)
Renovation		45,000				45,000	Wireless Network Upgrade
Renovation	100,000					100,000	School Choice Enhancement
Renovation				179,000		179,000	HVAC Improvements
Renovation		8,000				8,000	CAT 6 Data port Upgrade
Technology		149,000				149,000	Technology Infrastructure (Servers, Racks, etc.) Upgrade
Technology		245,000				245,000	Additional computers to close computer gap
<b>SMART Sub-Total</b>	100,000	1,480,000	0	179,000	0	1,759,000	

	<i>Carryover (2014-15)</i>	Year 1 (2015-16)	Year 2 (2016-17)	Year 3 (2017-18)	Year 4 (2018-19)	Total	
<b>School Total</b>	100,000	1,480,000	0	179,000	0	1,759,000	



# Everglades Senior High School

## Adopted District Educational Facilities Plan

Project	<i>Carryover (2014-15)</i>	Year 1 (2015-16)	Year 2 (2016-17)	Year 3 (2017-18)	Year 4 (2018-19)	Total	Scope
There are no ADEFP projects for this location.							

### SMART Program

Project	<i>Carryover (2014-15)</i>	Year 1 (2015-16)	Year 2 (2016-17)	Year 3 (2017-18)	Year 4 (2018-19)	Total	Scope
Safety & Security				540,000		540,000	Single Point of Entry
Athletics				121,000		121,000	Weight Room Renovation
Renovation		88,000				88,000	Wireless Network Upgrade
Renovation	100,000					100,000	School Choice Enhancement
Renovation			875,000			875,000	HVAC Improvements
Renovation		64,000				64,000	CAT 6 Data port Upgrade
Renovation					2,794,000	2,794,000	Building Envelope Improvements (Roof, Window, Ext Wall, etc.)
Technology		424,000				424,000	Technology Infrastructure (Servers, Racks, etc.) Upgrade
Technology		567,000				567,000	Additional computers to close computer gap
<b>SMART Sub-Total</b>	100,000	1,143,000	875,000	661,000	2,794,000	5,573,000	

Project	<i>Carryover (2014-15)</i>	Year 1 (2015-16)	Year 2 (2016-17)	Year 3 (2017-18)	Year 4 (2018-19)	Total
<b>School Total</b>	100,000	1,143,000	875,000	661,000	2,794,000	5,573,000

# Fairway Elementary School

## Adopted District Educational Facilities Plan

Project	<i>Carryover (2014-15)</i>	Year 1 (2015-16)	Year 2 (2016-17)	Year 3 (2017-18)	Year 4 (2018-19)	Total	Scope
There are no ADEFP projects for this location.							

### SMART Program

Project	<i>Carryover (2014-15)</i>	Year 1 (2015-16)	Year 2 (2016-17)	Year 3 (2017-18)	Year 4 (2018-19)	Total	Scope
Safety & Security		193,000				193,000	Safety / Security Upgrade
Safety & Security		294,000				294,000	Fire Alarm
Renovation		89,000				89,000	Wireless Network Upgrade
Renovation		100,000				100,000	School Choice Enhancement
Renovation		172,000				172,000	Media Center improvements
Renovation		1,570,000				1,570,000	HVAC Improvements
Renovation		366,000				366,000	Electrical Improvements
Renovation		4,000				4,000	CAT 6 Data port Upgrade
Renovation		1,408,000				1,408,000	Building Envelope Improvements (Roof, Window, Ext Wall, etc.)
Technology		138,000				138,000	Additional computers to close computer gap
SMART Sub-Total	0	4,334,000	0	0	0	4,334,000	

	<i>Carryover (2014-15)</i>	Year 1 (2015-16)	Year 2 (2016-17)	Year 3 (2017-18)	Year 4 (2018-19)	Total
<b>School Total</b>	0	4,334,000	0	0	0	4,334,000

# Falcon Cove Middle School

## Adopted District Educational Facilities Plan

Project	<i>Carryover (2014-15)</i>	Year 1 (2015-16)	Year 2 (2016-17)	Year 3 (2017-18)	Year 4 (2018-19)	Total	Scope
There are no ADEFP projects for this location.							

### SMART Program

Project	<i>Carryover (2014-15)</i>	Year 1 (2015-16)	Year 2 (2016-17)	Year 3 (2017-18)	Year 4 (2018-19)	Total	Scope
Renovation			28,000			28,000	CAT 6 Data port Upgrade
Renovation			880,000			880,000	Building Envelope Improvements (Roof, Window, Ext Wall, etc.)
Renovation			100,000			100,000	School Choice Enhancement
Renovation			315,000			315,000	HVAC Improvements
Renovation			9,546,000			9,546,000	CR Addition to allow for removal of portable buildings
Technology			111,000			111,000	Technology Infrastructure (Servers, Racks, etc.) Upgrade
Technology			439,000			439,000	Additional computers to close computer gap
SMART Sub-Total	0	0	11,419,000	0	0	11,419,000	

	<i>Carryover (2014-15)</i>	Year 1 (2015-16)	Year 2 (2016-17)	Year 3 (2017-18)	Year 4 (2018-19)	Total	
<b>School Total</b>	0	0	11,419,000	0	0	11,419,000	

# Flamingo Elementary School

## Adopted District Educational Facilities Plan

Project	Carryover (2014-15)	Year 1 (2015-16)	Year 2 (2016-17)	Year 3 (2017-18)	Year 4 (2018-19)	Total	Scope
Re-Roof Building #1 (Area A)	<del>-730,000</del> <u>1,400,000</u>					<del>-730,000</del> <u>1,400,000</u>	Re-roofing of existing building #1 (Section A), that is approximately 50,000 square feet. Include all demolition of roofing materials as required, remove existing roofing and correction of any deficiencies required to repair substrates. Furnish and install SBS modified roofing system with compatible components.
Re-Roof Building #1 (Areas B,C,D,E,F)	<del>-1,400,000</del> <u>730,000</u>					<del>-1,400,000</del> <u>730,000</u>	Re-roof of existing building #1 (Areas B,C,D,E and F), that is approximately 35,000 square feet. Include all demolition of roofing materials as required, remove existing roofing and correction of any deficiencies required to repair substrates. Furnish and install SBS modified roofing system with compatible components
<a href="#"><u>Updated to reflect change noted at 12-08-15 RSBM Item JJ-7</u></a>							
ADEFP Sub-Total	2,130,000	0	0	0	0	2,130,000	

## SMART Program

Project	Carryover (2014-15)	Year 1 (2015-16)	Year 2 (2016-17)	Year 3 (2017-18)	Year 4 (2018-19)	Total	Scope
Renovation		72,000				72,000	Wireless Network Upgrade
Renovation			100,000			100,000	School Choice Enhancement
Renovation			285,000			285,000	Media Center improvements
Renovation			1,443,000			1,443,000	HVAC Improvements
Renovation		16,000				16,000	CAT 6 Data port Upgrade
Renovation			227,000			227,000	Building Envelope Improvements (Roof, Window, Ext Wall, etc.)
Technology		21,000				21,000	Technology Infrastructure (Servers, Racks, etc.) Upgrade
Technology		158,000				158,000	Additional computers to close computer gap
SMART Sub-Total	0	267,000	2,055,000	0	0	2,322,000	

	Carryover (2014-15)	Year 1 (2015-16)	Year 2 (2016-17)	Year 3 (2017-18)	Year 4 (2018-19)	Total	
<b>School Total</b>	2,130,000	267,000	2,055,000	0	0	4,452,000	

## Flanagan, Charles W. Senior High School

### Adopted District Educational Facilities Plan

Project	<i>Carryover (2014-15)</i>	Year 1 (2015-16)	Year 2 (2016-17)	Year 3 (2017-18)	Year 4 (2018-19)	Total	Scope
There are no ADEFP projects for this location.							

### SMART Program

Project	<i>Carryover (2014-15)</i>	Year 1 (2015-16)	Year 2 (2016-17)	Year 3 (2017-18)	Year 4 (2018-19)	Total	Scope
Athletics	300,000					300,000	Track Resurfacing
Athletics			121,000			121,000	Weight Room Renovation
Renovation	89,000					89,000	Wireless Network Upgrade
Renovation			100,000			100,000	School Choice Enhancement
Renovation			1,052,000			1,052,000	HVAC Improvements
Renovation			6,124,000			6,124,000	CR Addition to allow for removal of portable buildings
Renovation	49,000					49,000	CAT 6 Data port Upgrade
Renovation			1,357,000			1,357,000	Building Envelope Improvements (Roof, Window, Ext Wall, etc.)
Technology	417,000					417,000	Technology Infrastructure (Servers, Racks, etc.) Upgrade
Technology	327,000					327,000	Additional computers to close computer gap
<b>SMART Sub-Total</b>	<b>1,182,000</b>	<b>0</b>	<b>8,754,000</b>	<b>0</b>	<b>0</b>	<b>9,936,000</b>	

	<i>Carryover (2014-15)</i>	Year 1 (2015-16)	Year 2 (2016-17)	Year 3 (2017-18)	Year 4 (2018-19)	Total	
<b>School Total</b>	<b>1,182,000</b>	<b>0</b>	<b>8,754,000</b>	<b>0</b>	<b>0</b>	<b>9,936,000</b>	

# Floranada Elementary School

## Adopted District Educational Facilities Plan

Project	<i>Carryover (2014-15)</i>	Year 1 (2015-16)	Year 2 (2016-17)	Year 3 (2017-18)	Year 4 (2018-19)	Total	Scope
There are no ADEFP projects for this location.							

### SMART Program

Project	<i>Carryover (2014-15)</i>	Year 1 (2015-16)	Year 2 (2016-17)	Year 3 (2017-18)	Year 4 (2018-19)	Total	Scope
Renovation		32,000				32,000	Wireless Network Upgrade
Renovation	100,000					100,000	School Choice Enhancement
Renovation			58,000			58,000	HVAC Improvements
Renovation		15,000				15,000	CAT 6 Data port Upgrade
Renovation				718,000		718,000	Building Envelope Improvements (Roof, Window, Ext Wall, etc.)
Technology		30,000				30,000	Technology Infrastructure (Servers, Racks, etc.) Upgrade
Technology		228,000				228,000	Additional computers to close computer gap
SMART Sub-Total	100,000	305,000	58,000	718,000	0	1,181,000	

	<i>Carryover (2014-15)</i>	Year 1 (2015-16)	Year 2 (2016-17)	Year 3 (2017-18)	Year 4 (2018-19)	Total	
<b>School Total</b>	100,000	305,000	58,000	718,000	0	1,181,000	

# Forest Glen Middle School

## Adopted District Educational Facilities Plan

Project	<i>Carryover (2014-15)</i>	Year 1 (2015-16)	Year 2 (2016-17)	Year 3 (2017-18)	Year 4 (2018-19)	Total	Scope
There are no ADEFP projects for this location.							

### SMART Program

Project	<i>Carryover (2014-15)</i>	Year 1 (2015-16)	Year 2 (2016-17)	Year 3 (2017-18)	Year 4 (2018-19)	Total	Scope
Safety & Security			233,000			233,000	Single Point of Entry
Safety & Security			16,000			16,000	Fire Sprinklers
Renovation			60,000			60,000	Wireless Network Upgrade
Renovation			100,000			100,000	School Choice Enhancement
Renovation			2,483,000			2,483,000	HVAC Improvements
Renovation			21,000			21,000	CAT 6 Data port Upgrade
Renovation			2,690,000			2,690,000	Building Envelope Improvements (Roof, Window, Ext Wall, etc.)
Technology			209,000			209,000	Technology Infrastructure (Servers, Racks, etc.) Upgrade
Technology			253,000			253,000	Additional computers to close computer gap
<b>SMART Sub-Total</b>	0	0	6,065,000	0	0	6,065,000	

	<i>Carryover (2014-15)</i>	Year 1 (2015-16)	Year 2 (2016-17)	Year 3 (2017-18)	Year 4 (2018-19)	Total	
<b>School Total</b>	0	0	6,065,000	0	0	6,065,000	

# Forest Hills Elementary School

## Adopted District Educational Facilities Plan

Project	Carryover (2014-15)	Year 1 (2015-16)	Year 2 (2016-17)	Year 3 (2017-18)	Year 4 (2018-19)	Total	Scope
<del>HVAC</del>	<del>-2,100,000</del>					<del>-2,100,000</del>	<del>Replace existing air handling units with new equipment. Provide soffit modification and the replacement of all existing air handling units, new DDC controls, new air inline fans, new chilled water control valves and required ductwork modifications fully coordinated with inter-related systems.</del>
ADEFP Sub-Total	0	0	0	0	0	0	

## SMART Program

Project	Carryover (2014-15)	Year 1 (2015-16)	Year 2 (2016-17)	Year 3 (2017-18)	Year 4 (2018-19)	Total	Scope
Safety & Security	81,000					81,000	Fire Sprinklers
Safety & Security	293,000					293,000	Fire Alarm
Renovation	184,000					184,000	Media Center improvements
<a href="#">Renovation</a>	<a href="#">2,100,000</a>					<a href="#">2,100,000</a>	<a href="#">Replace existing air handling units with new equipment. Provide soffit modification and the replacement of all existing air handling units, new DDC controls, new air inline fans, new chilled water control valves and required ductwork modifications fully coordinated with inter-related systems.</a>
Renovation			9,000			9,000	CAT 6 Data port Upgrade
Renovation	1,071,000					1,071,000	Building Envelope Improvements (Roof, Window, Ext Wall, etc.)
Renovation			76,000			76,000	Wireless Network Upgrade
Renovation	100,000					100,000	School Choice Enhancement
Technology			50,000			50,000	Additional computers to close computer gap
SMART Sub-Total	3,829,000	0	135,000	0	0	3,964,000	

	Carryover (2014-15)	Year 1 (2015-16)	Year 2 (2016-17)	Year 3 (2017-18)	Year 4 (2018-19)	Total	
<b>School Total</b>	3,829,000	0	135,000	0	0	3,964,000	



# Fort Lauderdale Senior High School

## Adopted District Educational Facilities Plan

Project	<i>Carryover (2014-15)</i>	Year 1 (2015-16)	Year 2 (2016-17)	Year 3 (2017-18)	Year 4 (2018-19)	Total	Scope
Concurrent Replacement	960,665					960,665	Concurrent replacement of Buildings 1,2,3, with new physical plant. Construction of site amenities including new parking areas, bus drive and parent pick up.
ADEFP Sub-Total	960,665	0	0	0	0	960,665	

## SMART Program

Project	<i>Carryover (2014-15)</i>	Year 1 (2015-16)	Year 2 (2016-17)	Year 3 (2017-18)	Year 4 (2018-19)	Total	Scope
Athletics				121,000		121,000	Weight Room Renovation
Renovation			87,000			87,000	Wireless Network Upgrade
Renovation	100,000					100,000	School Choice Enhancement
Renovation			1,161,000			1,161,000	HVAC Improvements
Renovation			692,000			692,000	Electrical Improvements
Renovation			50,000			50,000	CAT 6 Data port Upgrade
Renovation			556,000			556,000	Building Envelope Improvements (Roof, Window, Ext Wall, etc.)
Technology			9,000			9,000	Technology Infrastructure (Servers, Racks, etc.) Upgrade
SMART Sub-Total	100,000	0	2,555,000	121,000	0	2,776,000	

	<i>Carryover (2014-15)</i>	Year 1 (2015-16)	Year 2 (2016-17)	Year 3 (2017-18)	Year 4 (2018-19)	Total	
<b>School Total</b>	1,060,665	0	2,555,000	121,000	0	3,736,665	

# Fox Trail Elementary School

## Adopted District Educational Facilities Plan

Project	<i>Carryover (2014-15)</i>	Year 1 (2015-16)	Year 2 (2016-17)	Year 3 (2017-18)	Year 4 (2018-19)	Total	Scope
There are no ADEFP projects for this location.							

### SMART Program

Project	<i>Carryover (2014-15)</i>	Year 1 (2015-16)	Year 2 (2016-17)	Year 3 (2017-18)	Year 4 (2018-19)	Total	Scope
Music & Art				186,000		186,000	Music Room Renovation and Instruments
Music & Art				339,000		339,000	Conversion of Existing Space to Music and/or Art Lab(s)
Music & Art				65,000		65,000	Art Room Renovation and Equipment
Renovation	100,000					100,000	School Choice Enhancement
Renovation					76,000	76,000	HVAC Improvements
Renovation		11,000				11,000	CAT 6 Data port Upgrade
Renovation			154,000			154,000	Building Envelope Improvements (Roof, Window, Ext Wall, etc.)
Renovation		110,000				110,000	Wireless Network Upgrade
Technology		284,000				284,000	Additional computers to close computer gap
Technology		17,000				17,000	Technology Infrastructure (Servers, Racks, etc.) Upgrade
<b>SMART Sub-Total</b>	100,000	422,000	154,000	590,000	76,000	1,342,000	

	<i>Carryover (2014-15)</i>	Year 1 (2015-16)	Year 2 (2016-17)	Year 3 (2017-18)	Year 4 (2018-19)	Total	
<b>School Total</b>	100,000	422,000	154,000	590,000	76,000	1,342,000	

# Gator Run Elementary School

## Adopted District Educational Facilities Plan

Project	<i>Carryover (2014-15)</i>	Year 1 (2015-16)	Year 2 (2016-17)	Year 3 (2017-18)	Year 4 (2018-19)	Total	Scope
There are no ADEFP projects for this location.							

### SMART Program

Project	<i>Carryover (2014-15)</i>	Year 1 (2015-16)	Year 2 (2016-17)	Year 3 (2017-18)	Year 4 (2018-19)	Total	Scope
Music & Art			186,000			186,000	Music Room Renovation and Instruments
Music & Art			339,000			339,000	Conversion of Existing Space to Music and/or Art Lab(s)
Music & Art				65,000		65,000	Art Room Renovation and Equipment
Renovation		119,000				119,000	Wireless Network Upgrade
Renovation			100,000			100,000	School Choice Enhancement
Renovation			603,000			603,000	HVAC Improvements
Renovation		8,000				8,000	CAT 6 Data port Upgrade
Renovation			1,428,000			1,428,000	Building Envelope Improvements (Roof, Window, Ext Wall, etc.)
Technology		176,000				176,000	Technology Infrastructure (Servers, Racks, etc.) Upgrade
Technology		284,000				284,000	Additional computers to close computer gap
<b>SMART Sub-Total</b>	0	587,000	2,656,000	65,000	0	3,308,000	

	<i>Carryover (2014-15)</i>	Year 1 (2015-16)	Year 2 (2016-17)	Year 3 (2017-18)	Year 4 (2018-19)	Total	
<b>School Total</b>	0	587,000	2,656,000	65,000	0	3,308,000	

# Glades Middle School

## Adopted District Educational Facilities Plan

Project	<i>Carryover (2014-15)</i>	Year 1 (2015-16)	Year 2 (2016-17)	Year 3 (2017-18)	Year 4 (2018-19)	Total	Scope
There are no ADEFP projects for this location.							

### SMART Program

Project	<i>Carryover (2014-15)</i>	Year 1 (2015-16)	Year 2 (2016-17)	Year 3 (2017-18)	Year 4 (2018-19)	Total	Scope
Renovation	100,000					100,000	School Choice Enhancement
Renovation					308,000	308,000	HVAC Improvements
Renovation			25,000			25,000	CAT 6 Data port Upgrade
Renovation			78,000			78,000	Building Envelope Improvements (Roof, Window, Ext Wall, etc.)
Technology			281,000			281,000	Additional computers to close computer gap
SMART Sub-Total	100,000	0	384,000	0	308,000	792,000	

Project	<i>Carryover (2014-15)</i>	Year 1 (2015-16)	Year 2 (2016-17)	Year 3 (2017-18)	Year 4 (2018-19)	Total	Scope
<b>School Total</b>	100,000	0	384,000	0	308,000	792,000	

# Griffin Elementary School

## Adopted District Educational Facilities Plan

Project	Carryover (2014-15)	Year 1 (2015-16)	Year 2 (2016-17)	Year 3 (2017-18)	Year 4 (2018-19)	Total	Scope
Stand-by Electrical Generator	337,500					337,500	Replace existing generator with new equipment. Provide a new emergency generator and controls, new transfer switch, annunciator fully coordinator with all inter-related systems.
ADEFP Sub-Total	337,500	0	0	0	0	337,500	

## SMART Program

Project	Carryover (2014-15)	Year 1 (2015-16)	Year 2 (2016-17)	Year 3 (2017-18)	Year 4 (2018-19)	Total	Scope
Safety & Security		98,000				98,000	Safety / Security Upgrade
Safety & Security		294,000				294,000	Fire Alarm
Athletics		10,000				10,000	PE/Athletic Improvements
Renovation		62,000				62,000	Wireless Network Upgrade
Renovation		100,000				100,000	School Choice Enhancement
Renovation		313,000				313,000	Media Center improvements
Renovation		585,000				585,000	HVAC Improvements
Renovation		18,000				18,000	CAT 6 Data port Upgrade
Renovation		958,000				958,000	Building Envelope Improvements (Roof, Window, Ext Wall, etc.)
Technology		26,000				26,000	Technology Infrastructure (Servers, Racks, etc.) Upgrade
Technology		151,000				151,000	Additional computers to close computer gap
SMART Sub-Total	0	2,615,000	0	0	0	2,615,000	

	Carryover (2014-15)	Year 1 (2015-16)	Year 2 (2016-17)	Year 3 (2017-18)	Year 4 (2018-19)	Total	
<b>School Total</b>	337,500	2,615,000	0	0	0	2,952,500	

# Gulfstream Middle School

## Adopted District Educational Facilities Plan

Project	<i>Carryover (2014-15)</i>	Year 1 (2015-16)	Year 2 (2016-17)	Year 3 (2017-18)	Year 4 (2018-19)	Total	Scope
ADA Wheelchair Lift at Stage	48,492					48,492	Install a new ADA wheelchair lift to access the stage.
ADEFP Sub-Total	48,492	0	0	0	0	48,492	

## SMART Program

Project	<i>Carryover (2014-15)</i>	Year 1 (2015-16)	Year 2 (2016-17)	Year 3 (2017-18)	Year 4 (2018-19)	Total	Scope
Safety & Security		75,000				75,000	Single Point of Entry
Safety & Security		487,000				487,000	Fire Alarm
Music & Art		621,000				621,000	Music Room Renovation and Instruments
Music & Art		606,000				606,000	Conversion of Existing Space to Music and/or Art Lab(s)
Music & Art		85,000				85,000	Art Room Renovation and Equipment
Renovation		100,000				100,000	School Choice Enhancement
Renovation		82,000				82,000	Replacement of building 4
Renovation		157,000				157,000	Media Center improvements
Renovation		1,689,000				1,689,000	HVAC Improvements
Renovation		1,119,000				1,119,000	Building Envelope Improvements (Roof, Window, Ext Wall, etc.)
Renovation			89,000			89,000	Wireless Network Upgrade
Technology			46,000			46,000	Additional computers to close computer gap
SMART Sub-Total	0	5,021,000	135,000	0	0	5,156,000	

	<i>Carryover (2014-15)</i>	Year 1 (2015-16)	Year 2 (2016-17)	Year 3 (2017-18)	Year 4 (2018-19)	Total	
<b>School Total</b>	48,492	5,021,000	135,000	0	0	5,204,492	

## Hallandale Adult & Community Center

### Adopted District Educational Facilities Plan

Project	Carryover (2014-15)	Year 1 (2015-16)	Year 2 (2016-17)	Year 3 (2017-18)	Year 4 (2018-19)	Total	Scope
<del>Building Envelope</del>	<del>-521,000</del>					<del>-521,000</del>	<del>Roof Replacement Building 9, 13, 14</del>
ADEFP Sub-Total	0	0	0	0	0	0	

### SMART Program

Project	Carryover (2014-15)	Year 1 (2015-16)	Year 2 (2016-17)	Year 3 (2017-18)	Year 4 (2018-19)	Total	Scope
Safety & Security		131,000				131,000	Safety / Security Upgrade
Safety & Security		692,000				692,000	Fire Sprinklers
Renovation	99,000					99,000	Wireless Network Upgrade
Renovation		100,000				100,000	School Choice Enhancement
<u>Renovation</u>	<u>383,000</u>					<u>383,000</u>	<u>Re-Roof Buildings #13 &amp; 14</u>
Renovation		1,301,000				1,301,000	Replacement of building 9
Renovation		270,000				270,000	Replacement of building 7
Renovation		267,000				267,000	Replacement of building 12
Renovation		436,000				436,000	Replacement of building 1
Renovation		133,000				133,000	Media Center improvements
Renovation		1,413,000				1,413,000	HVAC Improvements
Renovation		319,000				319,000	Electrical Improvements
Renovation	37,000					37,000	CAT 6 Data port Upgrade
Renovation		199,700				199,700	Building Envelope Improvements (Roof, Window, Ext Wall, etc.)
Technology	143,000					143,000	Technology Infrastructure (Servers, Racks, etc.) Upgrade
SMART Sub-Total	662,000	5,261,700	0	0	0	5,923,700	

	Carryover (2014-15)	Year 1 (2015-16)	Year 2 (2016-17)	Year 3 (2017-18)	Year 4 (2018-19)	Total	
<b>School Total</b>	662,000	5,261,700	0	0	0	5,923,700	

# Hallandale Elementary School

## Adopted District Educational Facilities Plan

Project	<i>Carryover (2014-15)</i>	Year 1 (2015-16)	Year 2 (2016-17)	Year 3 (2017-18)	Year 4 (2018-19)	Total	Scope
There are no ADEFP projects for this location.							

### SMART Program

Project	<i>Carryover (2014-15)</i>	Year 1 (2015-16)	Year 2 (2016-17)	Year 3 (2017-18)	Year 4 (2018-19)	Total	Scope
Renovation		78,000				78,000	Wireless Network Upgrade
Renovation					100,000	100,000	School Choice Enhancement
Renovation					676,000	676,000	HVAC Improvements
Renovation		4,000				4,000	CAT 6 Data port Upgrade
Renovation					414,000	414,000	Building Envelope Improvements (Roof, Window, Ext Wall, etc.)
Technology		139,000				139,000	Technology Infrastructure (Servers, Racks, etc.) Upgrade
Technology		204,000				204,000	Additional computers to close computer gap
SMART Sub-Total	0	425,000	0	0	1,190,000	1,615,000	

	<i>Carryover (2014-15)</i>	Year 1 (2015-16)	Year 2 (2016-17)	Year 3 (2017-18)	Year 4 (2018-19)	Total	
<b>School Total</b>	0	425,000	0	0	1,190,000	1,615,000	



# Hallandale Senior High School

## Adopted District Educational Facilities Plan

Project	Carryover (2014-15)	Year 1 (2015-16)	Year 2 (2016-17)	Year 3 (2017-18)	Year 4 (2018-19)	Total	Scope
Restoration of Science Classrooms	64,666					64,666	Install new science tables, teachers demonstration desk, restore water, electrical and repair fume hood.
ADEFP Sub-Total	64,666	0	0	0	0	64,666	

## SMART Program

Project	Carryover (2014-15)	Year 1 (2015-16)	Year 2 (2016-17)	Year 3 (2017-18)	Year 4 (2018-19)	Total	Scope
Safety & Security					2,130,000	2,130,000	Fire Sprinklers
Safety & Security					1,006,000	1,006,000	Fire Alarm
Athletics	300,000					300,000	Track Resurfacing
Athletics					121,000	121,000	Weight Room Renovation
Renovation					559,000	559,000	HVAC Improvements
Renovation					653,000	653,000	Electrical Improvements
Renovation			25,000			25,000	CAT 6 Data port Upgrade
Renovation					977,000	977,000	Building Envelope Improvements (Roof, Window, Ext Wall, etc.)
Renovation			127,000			127,000	Wireless Network Upgrade
Renovation					1,248,000	1,248,000	STEM Lab improvements
Renovation					100,000	100,000	School Choice Enhancement
Renovation					382,000	382,000	Media Center improvements
Technology			245,000			245,000	Additional computers to close computer gap
Technology			9,000			9,000	Technology Infrastructure (Servers, Racks, etc.) Upgrade
SMART Sub-Total	300,000	0	406,000	0	7,176,000	7,882,000	

	Carryover (2014-15)	Year 1 (2015-16)	Year 2 (2016-17)	Year 3 (2017-18)	Year 4 (2018-19)	Total	
<b>School Total</b>	364,666	0	406,000	0	7,176,000	7,946,666	

# Harbordale Elementary School

## Adopted District Educational Facilities Plan

Project	<i>Carryover (2014-15)</i>	Year 1 (2015-16)	Year 2 (2016-17)	Year 3 (2017-18)	Year 4 (2018-19)	Total	Scope
There are no ADEFP projects for this location.							

### SMART Program

Project	<i>Carryover (2014-15)</i>	Year 1 (2015-16)	Year 2 (2016-17)	Year 3 (2017-18)	Year 4 (2018-19)	Total	Scope
Renovation	45,000					45,000	Wireless Network Upgrade
Renovation					100,000	100,000	School Choice Enhancement
Renovation					859,000	859,000	HVAC Improvements
Renovation					190,000	190,000	Building Envelope Improvements (Roof, Window, Ext Wall, etc.)
Technology	36,000					36,000	Technology Infrastructure (Servers, Racks, etc.) Upgrade
Technology	104,000					104,000	Additional computers to close computer gap
<b>SMART Sub-Total</b>	<b>185,000</b>	<b>0</b>	<b>0</b>	<b>0</b>	<b>1,149,000</b>	<b>1,334,000</b>	

	<i>Carryover (2014-15)</i>	Year 1 (2015-16)	Year 2 (2016-17)	Year 3 (2017-18)	Year 4 (2018-19)	Total	
<b>School Total</b>	<b>185,000</b>	<b>0</b>	<b>0</b>	<b>0</b>	<b>1,149,000</b>	<b>1,334,000</b>	

# Hawkes Bluff Elementary School

## Adopted District Educational Facilities Plan

Project	<i>Carryover (2014-15)</i>	Year 1 (2015-16)	Year 2 (2016-17)	Year 3 (2017-18)	Year 4 (2018-19)	Total	Scope
There are no ADEFP projects for this location.							

### SMART Program

Project	<i>Carryover (2014-15)</i>	Year 1 (2015-16)	Year 2 (2016-17)	Year 3 (2017-18)	Year 4 (2018-19)	Total	Scope
Renovation	22,000					22,000	CAT 6 Data port Upgrade
Renovation		1,234,000				1,234,000	Building Envelope Improvements (Roof, Window, Ext Wall, etc.)
Renovation	92,000					92,000	Wireless Network Upgrade
Renovation		100,000				100,000	School Choice Enhancement
Renovation		1,669,000				1,669,000	HVAC Improvements
Technology	152,000					152,000	Additional computers to close computer gap
Technology	127,000					127,000	Technology Infrastructure (Servers, Racks, etc.) Upgrade
<b>SMART Sub-Total</b>	<b>393,000</b>	<b>3,003,000</b>	<b>0</b>	<b>0</b>	<b>0</b>	<b>3,396,000</b>	

	<i>Carryover (2014-15)</i>	Year 1 (2015-16)	Year 2 (2016-17)	Year 3 (2017-18)	Year 4 (2018-19)	Total	
<b>School Total</b>	<b>393,000</b>	<b>3,003,000</b>	<b>0</b>	<b>0</b>	<b>0</b>	<b>3,396,000</b>	

# Heron Heights Elementary School

## Adopted District Educational Facilities Plan

Project	<i>Carryover (2014-15)</i>	Year 1 (2015-16)	Year 2 (2016-17)	Year 3 (2017-18)	Year 4 (2018-19)	Total	Scope
There are no ADEFP projects for this location.							

### SMART Program

Project	<i>Carryover (2014-15)</i>	Year 1 (2015-16)	Year 2 (2016-17)	Year 3 (2017-18)	Year 4 (2018-19)	Total	Scope
Music & Art					186,000	186,000	Music Room Renovation and Instruments
Music & Art					169,000	169,000	Conversion of Existing Space to Music and/or Art Lab(s)
Renovation		14,000				14,000	Wireless Network Upgrade
Renovation					100,000	100,000	School Choice Enhancement
Renovation					152,000	152,000	HVAC Improvements
Renovation		6,000				6,000	CAT 6 Data port Upgrade
Renovation					200,000	200,000	Building Envelope Improvements (Roof, Window, Ext Wall, etc.)
Technology		298,000				298,000	Additional computers to close computer gap
SMART Sub-Total	0	318,000	0	0	807,000	1,125,000	

Project	<i>Carryover (2014-15)</i>	Year 1 (2015-16)	Year 2 (2016-17)	Year 3 (2017-18)	Year 4 (2018-19)	Total	Scope
<b>School Total</b>	0	318,000	0	0	807,000	1,125,000	

# Hollywood Central Elementary School

## Adopted District Educational Facilities Plan

Project	<i>Carryover (2014-15)</i>	Year 1 (2015-16)	Year 2 (2016-17)	Year 3 (2017-18)	Year 4 (2018-19)	Total	Scope
There are no ADEFP projects for this location.							

### SMART Program

Project	<i>Carryover (2014-15)</i>	Year 1 (2015-16)	Year 2 (2016-17)	Year 3 (2017-18)	Year 4 (2018-19)	Total	Scope
Safety & Security				99,000		99,000	Safety / Security Upgrade
Renovation				100,000		100,000	School Choice Enhancement
Renovation				1,887,000		1,887,000	HVAC Improvements
Renovation				676,000		676,000	Electrical Improvements
Renovation		9,000				9,000	CAT 6 Data port Upgrade
Renovation				2,155,000		2,155,000	Building Envelope Improvements (Roof, Window, Ext Wall, etc.)
Renovation		67,000				67,000	Wireless Network Upgrade
Technology		119,000				119,000	Additional computers to close computer gap
Technology		26,000				26,000	Technology Infrastructure (Servers, Racks, etc.) Upgrade
<b>SMART Sub-Total</b>	0	221,000	0	4,917,000	0	5,138,000	

	<i>Carryover (2014-15)</i>	Year 1 (2015-16)	Year 2 (2016-17)	Year 3 (2017-18)	Year 4 (2018-19)	Total	
<b>School Total</b>	0	221,000	0	4,917,000	0	5,138,000	

# Hollywood Hills Elementary School

## Adopted District Educational Facilities Plan

Project	<i>Carryover (2014-15)</i>	Year 1 (2015-16)	Year 2 (2016-17)	Year 3 (2017-18)	Year 4 (2018-19)	Total	Scope
There are no ADEFP projects for this location.							

### SMART Program

Project	<i>Carryover (2014-15)</i>	Year 1 (2015-16)	Year 2 (2016-17)	Year 3 (2017-18)	Year 4 (2018-19)	Total	Scope
Safety & Security					329,000	329,000	Fire Sprinklers
Safety & Security					195,000	195,000	Single Point of Entry
Safety & Security					84,000	84,000	Safety / Security Upgrade
Renovation					1,271,000	1,271,000	HVAC Improvements
Renovation					400,000	400,000	Electrical Improvements
Renovation		19,000				19,000	CAT 6 Data port Upgrade
Renovation					915,000	915,000	Building Envelope Improvements (Roof, Window, Ext Wall, etc.)
Renovation		107,000				107,000	Wireless Network Upgrade
Renovation					100,000	100,000	School Choice Enhancement
Technology		189,000				189,000	Additional computers to close computer gap
<b>SMART Sub-Total</b>	0	315,000	0	0	3,294,000	3,609,000	

Project	<i>Carryover (2014-15)</i>	Year 1 (2015-16)	Year 2 (2016-17)	Year 3 (2017-18)	Year 4 (2018-19)	Total	Scope
<b>School Total</b>	0	315,000	0	0	3,294,000	3,609,000	

# Hollywood Hills Senior High School

## Adopted District Educational Facilities Plan

Project	Carryover (2014-15)	Year 1 (2015-16)	Year 2 (2016-17)	Year 3 (2017-18)	Year 4 (2018-19)	Total	Scope
<del>Building Envelope</del>	<del>-6,221,000</del>					<del>-6,221,000</del>	<del>Roof Replacement</del>
HVAC	50,000					50,000	Installation of a new dedicated split DX AC unit in Building 1 Room 111D to provide better climate control for IT equipment. Work includes installation of an Exhaust Fan in Room 234 Janitors Closet.
ADEFP Sub-Total	50,000	0	0	0	0	50,000	

## SMART Program

Project	Carryover (2014-15)	Year 1 (2015-16)	Year 2 (2016-17)	Year 3 (2017-18)	Year 4 (2018-19)	Total	Scope
Safety & Security		47,000				47,000	Safety / Security Upgrade
<a href="#">Safety &amp; Security</a>		<a href="#">1,007,000</a>				<a href="#">1,007,000</a>	<a href="#">Fire Alarm</a>
Safety & Security		540,000				540,000	Single Point of Entry
<a href="#">Safety &amp; Security</a>		<a href="#">1,678,000</a>				<a href="#">1,678,000</a>	<a href="#">Fire Sprinklers</a>
Athletics		121,000				121,000	Weight Room Renovation
Athletics		300,000				300,000	Track Resurfacing
Renovation			36,000			36,000	CAT 6 Data port Upgrade
Renovation		1,689,000				1,689,000	Electrical Improvements
<a href="#">Renovation</a>		<a href="#">4,105,000</a>				<a href="#">4,105,000</a>	<a href="#">Roof Replacement</a>
Renovation		505,000				505,000	Media Center improvements
Renovation		100,000				100,000	School Choice Enhancement
Renovation		2,166,000				2,166,000	STEM Lab improvements
Renovation			199,000			199,000	Wireless Network Upgrade
Renovation		3,861,000				3,861,000	HVAC Improvements
Technology			64,000			64,000	Technology Infrastructure (Servers, Racks, etc.) Upgrade
Technology			417,000			417,000	Additional computers to close computer gap
SMART Sub-Total	0	16,119,000	716,000	0	0	16,835,000	

	Carryover (2014-15)	Year 1 (2015-16)	Year 2 (2016-17)	Year 3 (2017-18)	Year 4 (2018-19)	Total	
<b>School Total</b>	50,000	16,119,000	716,000	0	0	16,885,000	

# Hollywood Park Elementary School

## Adopted District Educational Facilities Plan

Project	<i>Carryover (2014-15)</i>	Year 1 (2015-16)	Year 2 (2016-17)	Year 3 (2017-18)	Year 4 (2018-19)	Total	Scope
There are no ADEFP projects for this location.							

### SMART Program

Project	<i>Carryover (2014-15)</i>	Year 1 (2015-16)	Year 2 (2016-17)	Year 3 (2017-18)	Year 4 (2018-19)	Total	Scope
Safety & Security		669,000				669,000	Fire Sprinklers
Renovation		59,000				59,000	Wireless Network Upgrade
Renovation		100,000				100,000	School Choice Enhancement
Renovation		283,000				283,000	Media Center improvements
Renovation		1,068,000				1,068,000	HVAC Improvements
Renovation		665,000				665,000	Electrical Improvements
Renovation		13,000				13,000	CAT 6 Data port Upgrade
Renovation		1,500,000				1,500,000	Building Envelope Improvements (Roof, Window, Ext Wall, etc.)
Technology		121,000				121,000	Additional computers to close computer gap
SMART Sub-Total	0	4,478,000	0	0	0	4,478,000	

	<i>Carryover (2014-15)</i>	Year 1 (2015-16)	Year 2 (2016-17)	Year 3 (2017-18)	Year 4 (2018-19)	Total
<b>School Total</b>	0	4,478,000	0	0	0	4,478,000



# Horizon Elementary School

## Adopted District Educational Facilities Plan

Project	<i>Carryover (2014-15)</i>	Year 1 (2015-16)	Year 2 (2016-17)	Year 3 (2017-18)	Year 4 (2018-19)	Total	Scope
There are no ADEFP projects for this location.							

### SMART Program

Project	<i>Carryover (2014-15)</i>	Year 1 (2015-16)	Year 2 (2016-17)	Year 3 (2017-18)	Year 4 (2018-19)	Total	Scope
Safety & Security				60,000		60,000	Single Point of Entry
Renovation		78,000				78,000	Wireless Network Upgrade
Renovation				100,000		100,000	School Choice Enhancement
Renovation				201,000		201,000	Media Center improvements
Renovation				405,000		405,000	HVAC Improvements
Renovation		5,000				5,000	CAT 6 Data port Upgrade
Renovation				207,000		207,000	Building Envelope Improvements (Roof, Window, Ext Wall, etc.)
Technology		117,000				117,000	Additional computers to close computer gap
SMART Sub-Total	0	200,000	0	973,000	0	1,173,000	

	<i>Carryover (2014-15)</i>	Year 1 (2015-16)	Year 2 (2016-17)	Year 3 (2017-18)	Year 4 (2018-19)	Total
<b>School Total</b>	0	200,000	0	973,000	0	1,173,000

# Hunt, James S. Elementary School

## Adopted District Educational Facilities Plan

Project	<i>Carryover (2014-15)</i>	Year 1 (2015-16)	Year 2 (2016-17)	Year 3 (2017-18)	Year 4 (2018-19)	Total	Scope
There are no ADEFP projects for this location.							

### SMART Program

Project	<i>Carryover (2014-15)</i>	Year 1 (2015-16)	Year 2 (2016-17)	Year 3 (2017-18)	Year 4 (2018-19)	Total	Scope
Safety & Security					739,000	739,000	Fire Sprinklers
Safety & Security					293,000	293,000	Fire Alarm
Renovation		78,000				78,000	Wireless Network Upgrade
Renovation					100,000	100,000	School Choice Enhancement
Renovation					333,000	333,000	Media Center improvements
Renovation					2,921,000	2,921,000	HVAC Improvements
Renovation		16,000				16,000	CAT 6 Data port Upgrade
Renovation					547,000	547,000	Building Envelope Improvements (Roof, Window, Ext Wall, etc.)
Technology		190,000				190,000	Additional computers to close computer gap
SMART Sub-Total	0	284,000	0	0	4,933,000	5,217,000	

Project	<i>Carryover (2014-15)</i>	Year 1 (2015-16)	Year 2 (2016-17)	Year 3 (2017-18)	Year 4 (2018-19)	Total	Scope
<b>School Total</b>	0	284,000	0	0	4,933,000	5,217,000	

# Indian Ridge Middle School

## Adopted District Educational Facilities Plan

Project	<i>Carryover (2014-15)</i>	Year 1 (2015-16)	Year 2 (2016-17)	Year 3 (2017-18)	Year 4 (2018-19)	Total	Scope
There are no ADEFP projects for this location.							

### SMART Program

Project	<i>Carryover (2014-15)</i>	Year 1 (2015-16)	Year 2 (2016-17)	Year 3 (2017-18)	Year 4 (2018-19)	Total	Scope
Music & Art		621,000				621,000	Music Room Renovation and Instruments
Music & Art		606,000				606,000	Conversion of Existing Space to Music and/or Art Lab(s)
Music & Art			85,000			85,000	Art Room Renovation and Equipment
Renovation		100,000				100,000	School Choice Enhancement
Renovation		1,008,000				1,008,000	HVAC Improvements
Renovation			18,000			18,000	CAT 6 Data port Upgrade
Renovation		2,895,000				2,895,000	Building Envelope Improvements (Roof, Window, Ext Wall, etc.)
Technology			327,000			327,000	Technology Infrastructure (Servers, Racks, etc.) Upgrade
Technology			245,000			245,000	Additional computers to close computer gap
<b>SMART Sub-Total</b>	0	5,230,000	675,000	0	0	5,905,000	

	<i>Carryover (2014-15)</i>	Year 1 (2015-16)	Year 2 (2016-17)	Year 3 (2017-18)	Year 4 (2018-19)	Total	
<b>School Total</b>	0	5,230,000	675,000	0	0	5,905,000	

# Indian Trace Elementary School

## Adopted District Educational Facilities Plan

Project	<i>Carryover (2014-15)</i>	Year 1 (2015-16)	Year 2 (2016-17)	Year 3 (2017-18)	Year 4 (2018-19)	Total	Scope
There are no ADEFP projects for this location.							

### SMART Program

Project	<i>Carryover (2014-15)</i>	Year 1 (2015-16)	Year 2 (2016-17)	Year 3 (2017-18)	Year 4 (2018-19)	Total	Scope
Safety & Security				269,000		269,000	Fire Alarm
Renovation			32,000			32,000	Wireless Network Upgrade
Renovation				100,000		100,000	School Choice Enhancement
Renovation				1,955,000		1,955,000	HVAC Improvements
Renovation			14,000			14,000	CAT 6 Data port Upgrade
Renovation				1,306,000		1,306,000	Building Envelope Improvements (Roof, Window, Ext Wall, etc.)
Technology			52,000			52,000	Technology Infrastructure (Servers, Racks, etc.) Upgrade
Technology			111,000			111,000	Additional computers to close computer gap
SMART Sub-Total	0	0	209,000	3,630,000	0	3,839,000	

	<i>Carryover (2014-15)</i>	Year 1 (2015-16)	Year 2 (2016-17)	Year 3 (2017-18)	Year 4 (2018-19)	Total	
<b>School Total</b>	0	0	209,000	3,630,000	0	3,839,000	

# King, Martin Luther (Dr. Martin Luther King, Jr. Montessori Academy)

## Adopted District Educational Facilities Plan

Project	Carryover (2014-15)	Year 1 (2015-16)	Year 2 (2016-17)	Year 3 (2017-18)	Year 4 (2018-19)	Total	Scope
Fire Hydrant	45,615					45,615	This project will install a new fire hydrant east of Building #4 in the grassy area of the loop drive. In addition, current Fire Department Connections are mounted to the exterior walls of Buildings 1 & 4. This project will cap the connections at the wall & relocate the Fire Department Connection to the grassy area adjacent to the new Fire Hydrant.
ADEFP Sub-Total	45,615	0	0	0	0	45,615	

## SMART Program

Project	Carryover (2014-15)	Year 1 (2015-16)	Year 2 (2016-17)	Year 3 (2017-18)	Year 4 (2018-19)	Total	Scope
Safety & Security		762,000				762,000	Fire Sprinklers
Renovation			35,000			35,000	Wireless Network Upgrade
Renovation	100,000					100,000	School Choice Enhancement
Renovation	213,000					213,000	HVAC Improvements
Renovation			14,000			14,000	CAT 6 Data port Upgrade
Renovation					86,000	86,000	Building Envelope Improvements (Roof, Window, Ext Wall, etc.)
Technology			43,000			43,000	Additional computers to close computer gap
SMART Sub-Total	313,000	762,000	92,000	0	86,000	1,253,000	

	Carryover (2014-15)	Year 1 (2015-16)	Year 2 (2016-17)	Year 3 (2017-18)	Year 4 (2018-19)	Total	
<b>School Total</b>	358,615	762,000	92,000	0	86,000	1,298,615	

# Lake Forest Elementary School

## Adopted District Educational Facilities Plan

Project	Carryover (2014-15)	Year 1 (2015-16)	Year 2 (2016-17)	Year 3 (2017-18)	Year 4 (2018-19)	Total	Scope
<del>Re-Roof</del>	<del>-475,000</del>					<del>-475,000</del>	<del>Re-roof building #4 in accordance with all applicable Codes and Standards.</del>
ADEFP Sub-Total	0	0	0	0	0	0	

## SMART Program

Project	Carryover (2014-15)	Year 1 (2015-16)	Year 2 (2016-17)	Year 3 (2017-18)	Year 4 (2018-19)	Total	Scope
Safety & Security			195,000			195,000	Single Point of Entry
<a href="#">Renovation</a>	<a href="#">475,000</a>					<a href="#">475,000</a>	<a href="#">Re-roof of Building #4 in accordance with all applicable Codes and Standards.</a>
Renovation			715,000			715,000	HVAC Improvements
Renovation			8,000			8,000	CAT 6 Data port Upgrade
Renovation			1,198,000			1,198,000	Building Envelope Improvements (Roof, Window, Ext Wall, etc.)
Renovation			37,000			37,000	Wireless Network Upgrade
Renovation			100,000			100,000	School Choice Enhancement
Technology			169,000			169,000	Additional computers to close computer gap
Technology			17,000			17,000	Technology Infrastructure (Servers, Racks, etc.) Upgrade
SMART Sub-Total	475,000	0	2,439,000	0	0	2,914,000	

	Carryover (2014-15)	Year 1 (2015-16)	Year 2 (2016-17)	Year 3 (2017-18)	Year 4 (2018-19)	Total	
<b>School Total</b>	475,000	0	2,439,000	0	0	2,914,000	

# Lakeside Elementary School

## Adopted District Educational Facilities Plan

Project	Carryover (2014-15)	Year 1 (2015-16)	Year 2 (2016-17)	Year 3 (2017-18)	Year 4 (2018-19)	Total	Scope
Ventilation	50,000					50,000	Install a new air conditioning unit for Communication Equipment Room, 154G. Provide a new Split system central station DX air conditioning unit, providing proper ventilation for all equipment, fully coordinated with all new inter-related systems. Project sequencing in accordance with design criteria and building codes.
ADEFP Sub-Total	50,000	0	0	0	0	50,000	

## SMART Program

Project	Carryover (2014-15)	Year 1 (2015-16)	Year 2 (2016-17)	Year 3 (2017-18)	Year 4 (2018-19)	Total	Scope
Renovation		74,000				74,000	Wireless Network Upgrade
Renovation					100,000	100,000	School Choice Enhancement
Renovation					1,668,000	1,668,000	HVAC Improvements
Renovation		9,000				9,000	CAT 6 Data port Upgrade
Renovation					1,231,000	1,231,000	Building Envelope Improvements (Roof, Window, Ext Wall, etc.)
Technology		128,000				128,000	Technology Infrastructure (Servers, Racks, etc.) Upgrade
Technology		196,000				196,000	Additional computers to close computer gap
SMART Sub-Total	0	407,000	0	0	2,999,000	3,406,000	

	Carryover (2014-15)	Year 1 (2015-16)	Year 2 (2016-17)	Year 3 (2017-18)	Year 4 (2018-19)	Total	
<b>School Total</b>	50,000	407,000	0	0	2,999,000	3,456,000	

# Lanier-James Education Center

## Adopted District Educational Facilities Plan

Project	<i>Carryover (2014-15)</i>	Year 1 (2015-16)	Year 2 (2016-17)	Year 3 (2017-18)	Year 4 (2018-19)	Total	Scope
There are no ADEFP projects for this location.							

### SMART Program

Project	<i>Carryover (2014-15)</i>	Year 1 (2015-16)	Year 2 (2016-17)	Year 3 (2017-18)	Year 4 (2018-19)	Total	Scope
Renovation			53,000			53,000	Wireless Network Upgrade
Renovation	100,000					100,000	School Choice Enhancement
Renovation			9,000			9,000	CAT 6 Data port Upgrade
SMART Sub-Total	100,000	0	62,000	0	0	162,000	

	<i>Carryover (2014-15)</i>	Year 1 (2015-16)	Year 2 (2016-17)	Year 3 (2017-18)	Year 4 (2018-19)	Total
<b>School Total</b>	100,000	0	62,000	0	0	162,000



# Larkdale Elementary School

## Adopted District Educational Facilities Plan

Project	<i>Carryover (2014-15)</i>	Year 1 (2015-16)	Year 2 (2016-17)	Year 3 (2017-18)	Year 4 (2018-19)	Total	Scope
There are no ADEFP projects for this location.							

### SMART Program

Project	<i>Carryover (2014-15)</i>	Year 1 (2015-16)	Year 2 (2016-17)	Year 3 (2017-18)	Year 4 (2018-19)	Total	Scope
Safety & Security					60,000	60,000	Single Point of Entry
Safety & Security					294,000	294,000	Fire Alarm
Renovation			28,000			28,000	Wireless Network Upgrade
Renovation					100,000	100,000	School Choice Enhancement
Renovation					150,000	150,000	Replacement of building 1
Renovation					626,000	626,000	HVAC Improvements
Renovation			12,000			12,000	CAT 6 Data port Upgrade
Renovation					331,000	331,000	Building Envelope Improvements (Roof, Window, Ext Wall, etc.)
Technology			19,000			19,000	Additional computers to close computer gap
SMART Sub-Total	0	0	59,000	0	1,561,000	1,620,000	

	<i>Carryover (2014-15)</i>	Year 1 (2015-16)	Year 2 (2016-17)	Year 3 (2017-18)	Year 4 (2018-19)	Total
<b>School Total</b>	0	0	59,000	0	1,561,000	1,620,000

# Lauderdale Lakes Middle School

## Adopted District Educational Facilities Plan

Project	Carryover (2014-15)	Year 1 (2015-16)	Year 2 (2016-17)	Year 3 (2017-18)	Year 4 (2018-19)	Total	Scope
<del>Building Envelope</del>	<del>-5,678,942</del>					<del>-5,678,942</del>	<del>Roof repair, stucco and waterproof, interior repairs, HVAC - evaluation, test/balance and repair. Replace FB in 4 AHUs and provide dehumidification.</del>
ADEFP Sub-Total	0	0	0	0	0	0	

## SMART Program

Project	Carryover (2014-15)	Year 1 (2015-16)	Year 2 (2016-17)	Year 3 (2017-18)	Year 4 (2018-19)	Total	Scope
<a href="#">Safety &amp; Security</a>	<a href="#">2,311,000</a>					<a href="#">2,311,000</a>	<a href="#">Fire Sprinklers</a>
<a href="#">Safety &amp; Security</a>	<a href="#">461,000</a>					<a href="#">461,000</a>	<a href="#">Fire Alarm</a>
Renovation			42,000			42,000	Wireless Network Upgrade
Renovation	100,000					100,000	School Choice Enhancement
Renovation	363,000					363,000	Media Center improvements
<a href="#">Renovation</a>	<a href="#">3,125,000</a>					<a href="#">3,125,000</a>	<a href="#">Roof repair, stucco and waterproof, interior repairs, HVAC - evaluation, test/balance and repair. Replace FB in 4 AHUs and provide dehumidification.</a>
Renovation			3,000			3,000	CAT 6 Data port Upgrade
Technology			9,000			9,000	Technology Infrastructure (Servers, Racks, etc.) Upgrade
Technology			112,000			112,000	Additional computers to close computer gap
SMART Sub-Total	6,360,000	0	166,000	0	0	6,526,000	

	Carryover (2014-15)	Year 1 (2015-16)	Year 2 (2016-17)	Year 3 (2017-18)	Year 4 (2018-19)	Total	
<b>School Total</b>	6,360,000	0	166,000	0	0	6,526,000	

# Lauderdale Manors Early Learning and Resource Center

## Adopted District Educational Facilities Plan

Project	Carryover (2014-15)	Year 1 (2015-16)	Year 2 (2016-17)	Year 3 (2017-18)	Year 4 (2018-19)	Total	Scope
ADA	135,249					135,249	Renovate Restroom
<del>Renovations</del>	<del>1,336,807</del>					<del>1,336,807</del>	<del>Building Envelope Improvements (Roof, Window, Ext Wall, etc.)</del>
ADEFP Sub-Total	135,249	0	0	0	0	135,249	

## SMART Program

Project	Carryover (2014-15)	Year 1 (2015-16)	Year 2 (2016-17)	Year 3 (2017-18)	Year 4 (2018-19)	Total	Scope
Renovation	100,000					100,000	School Choice Enhancement
Renovation	1,502,000					1,502,000	HVAC Improvements
Renovation			11,000			11,000	CAT 6 Data port Upgrade
<u>Renovation</u>	<u>1,336,807</u>					<u>1,336,807</u>	<u>Building Envelope Improvements (Roof, Window, Ext Wall, etc.)</u>
SMART Sub-Total	2,938,807	0	11,000	0	0	2,949,807	

	Carryover (2014-15)	Year 1 (2015-16)	Year 2 (2016-17)	Year 3 (2017-18)	Year 4 (2018-19)	Total	
<b>School Total</b>	3,074,056	0	11,000	0	0	3,085,056	

# Lauderhill 6-12 School

## Adopted District Educational Facilities Plan

Project	Carryover (2014-15)	Year 1 (2015-16)	Year 2 (2016-17)	Year 3 (2017-18)	Year 4 (2018-19)	Total	Scope
<del>Building Envelope</del>	<del>-3,622,437</del>					<del>-3,622,437</del>	<del>Roof Repairs, New elevator, remodel Mezzanine, Covered Walkway, Gym Lights</del>
ADEFP Sub-Total	0	0	0	0	0	0	

## SMART Program

Project	Carryover (2014-15)	Year 1 (2015-16)	Year 2 (2016-17)	Year 3 (2017-18)	Year 4 (2018-19)	Total	Scope
Safety & Security		270,000				270,000	Single Point of Entry
<a href="#">Safety &amp; Security</a>		<a href="#">1,218,000</a>				<a href="#">1,218,000</a>	<a href="#">Fire Sprinklers</a>
<a href="#">Safety &amp; Security</a>		<a href="#">461,000</a>				<a href="#">461,000</a>	<a href="#">Fire Alarm</a>
Renovation		100,000				100,000	School Choice Enhancement
<a href="#">Renovation</a>		<a href="#">1,943,000</a>				<a href="#">1,943,000</a>	<a href="#">Roof repairs, new elevator, remodel mezzanine, covered walkway, gym lights</a>
Renovation		579,000				579,000	Media Center improvements
Renovation		1,879,000				1,879,000	HVAC Improvements
Renovation			16,000			16,000	CAT 6 Data port Upgrade
Renovation			99,000			99,000	Wireless Network Upgrade
Technology			17,000			17,000	Technology Infrastructure (Servers, Racks, etc.) Upgrade
SMART Sub-Total	0	6,450,000	132,000	0	0	6,582,000	

	Carryover (2014-15)	Year 1 (2015-16)	Year 2 (2016-17)	Year 3 (2017-18)	Year 4 (2018-19)	Total	
<b>School Total</b>	0	6,450,000	132,000	0	0	6,582,000	

# Lauderhill-Paul Turner Elementary School

## Adopted District Educational Facilities Plan

Project	Carryover (2014-15)	Year 1 (2015-16)	Year 2 (2016-17)	Year 3 (2017-18)	Year 4 (2018-19)	Total	Scope
New Covered Walkway and Sidewalks	130,000					130,000	Provide aluminum walkway cover and side walk parent pick up and drop off area for segregation of elementary school students and high school students. In accordance with design criteria and building codes including, but not limited to all site demolition, site work, irrigation, landscaping, concrete side walk, concrete curbs, ramps, bollards, asphalt, striping, electrical, chain link fencing and gates as required for walkway cover area.
ADEFP Sub-Total	130,000	0	0	0	0	130,000	

## SMART Program

Project	Carryover (2014-15)	Year 1 (2015-16)	Year 2 (2016-17)	Year 3 (2017-18)	Year 4 (2018-19)	Total	Scope
Safety & Security					912,000	912,000	Fire Sprinklers
Renovation		33,000				33,000	Wireless Network Upgrade
Renovation					100,000	100,000	School Choice Enhancement
Renovation					148,000	148,000	HVAC Improvements
Renovation		18,000				18,000	CAT 6 Data port Upgrade
Renovation					1,235,000	1,235,000	Building Envelope Improvements (Roof, Window, Ext Wall, etc.)
Technology		165,000				165,000	Additional computers to close computer gap
SMART Sub-Total	0	216,000	0	0	2,395,000	2,611,000	

	Carryover (2014-15)	Year 1 (2015-16)	Year 2 (2016-17)	Year 3 (2017-18)	Year 4 (2018-19)	Total	
<b>School Total</b>	130,000	216,000	0	0	2,395,000	2,741,000	

# Liberty Elementary School

## Adopted District Educational Facilities Plan

Project	<i>Carryover (2014-15)</i>	Year 1 (2015-16)	Year 2 (2016-17)	Year 3 (2017-18)	Year 4 (2018-19)	Total	Scope
There are no ADEFP projects for this location.							

### SMART Program

Project	<i>Carryover (2014-15)</i>	Year 1 (2015-16)	Year 2 (2016-17)	Year 3 (2017-18)	Year 4 (2018-19)	Total	Scope
Music & Art				186,000		186,000	Music Room Renovation and Instruments
Music & Art				169,000		169,000	Conversion of Existing Space to Music and/or Art Lab(s)
Athletics				7,000		7,000	PE/Athletic Improvements
Renovation		104,000				104,000	Wireless Network Upgrade
Renovation	100,000					100,000	School Choice Enhancement
Renovation			65,000			65,000	HVAC Improvements
Renovation		1,000				1,000	CAT 6 Data port Upgrade
Technology		26,000				26,000	Technology Infrastructure (Servers, Racks, etc.) Upgrade
Technology		262,000				262,000	Additional computers to close computer gap
<b>SMART Sub-Total</b>	100,000	393,000	65,000	362,000	0	920,000	

	<i>Carryover (2014-15)</i>	Year 1 (2015-16)	Year 2 (2016-17)	Year 3 (2017-18)	Year 4 (2018-19)	Total	
<b>School Total</b>	100,000	393,000	65,000	362,000	0	920,000	

# Lloyd Estates Elementary School

## Adopted District Educational Facilities Plan

Project	<i>Carryover (2014-15)</i>	Year 1 (2015-16)	Year 2 (2016-17)	Year 3 (2017-18)	Year 4 (2018-19)	Total	Scope
There are no ADEFP projects for this location.							

### SMART Program

Project	<i>Carryover (2014-15)</i>	Year 1 (2015-16)	Year 2 (2016-17)	Year 3 (2017-18)	Year 4 (2018-19)	Total	Scope
Safety & Security		280,000				280,000	Fire Sprinklers
Safety & Security		293,000				293,000	Fire Alarm
Renovation		28,000				28,000	Wireless Network Upgrade
Renovation		100,000				100,000	School Choice Enhancement
Renovation		184,000				184,000	Media Center improvements
Renovation		870,000				870,000	HVAC Improvements
Renovation		625,000				625,000	Building Envelope Improvements (Roof, Window, Ext Wall, etc.)
Technology		151,000				151,000	Additional computers to close computer gap
SMART Sub-Total	0	2,531,000	0	0	0	2,531,000	

	<i>Carryover (2014-15)</i>	Year 1 (2015-16)	Year 2 (2016-17)	Year 3 (2017-18)	Year 4 (2018-19)	Total
<b>School Total</b>	0	2,531,000	0	0	0	2,531,000

# Lyons Creek Middle School

## Adopted District Educational Facilities Plan

Project	Carryover (2014-15)	Year 1 (2015-16)	Year 2 (2016-17)	Year 3 (2017-18)	Year 4 (2018-19)	Total	Scope
Pedestrian Bridge & Access	90,502					90,502	SBBC engaged in a joint agreement with the City of Coconut Creek, for the design of a Pedestrian Bridge and the association site work on School Board Property. The City is to absorb the cost of construction of the Bridge and SBBC to fund the on-site improvements.
ADEFP Sub-Total	90,502	0	0	0	0	90,502	

## SMART Program

Project	Carryover (2014-15)	Year 1 (2015-16)	Year 2 (2016-17)	Year 3 (2017-18)	Year 4 (2018-19)	Total	Scope
Music & Art					85,000	85,000	Art Room Renovation and Equipment
Music & Art					621,000	621,000	Music Room Renovation and Instruments
Music & Art					928,000	928,000	Conversion of Existing Space to Music and/or Art Lab(s)
Renovation	11,000					11,000	CAT 6 Data port Upgrade
Renovation					1,251,000	1,251,000	Building Envelope Improvements (Roof, Window, Ext Wall, etc.)
Renovation					100,000	100,000	School Choice Enhancement
Renovation					264,000	264,000	HVAC Improvements
Technology	225,000					225,000	Additional computers to close computer gap
Technology	192,000					192,000	Technology Infrastructure (Servers, Racks, etc.) Upgrade
SMART Sub-Total	428,000	0	0	0	3,249,000	3,677,000	

	Carryover (2014-15)	Year 1 (2015-16)	Year 2 (2016-17)	Year 3 (2017-18)	Year 4 (2018-19)	Total	
<b>School Total</b>	518,502	0	0	0	3,249,000	3,767,502	



# Manatee Bay Elementary School

## Adopted District Educational Facilities Plan

Project	Carryover (2014-15)	Year 1 (2015-16)	Year 2 (2016-17)	Year 3 (2017-18)	Year 4 (2018-19)	Total	Scope
Covered Walkway at Portables	77,200					77,200	Design and Install 200 Linear Feet of covered Canopy at Portable Units #1536P; 1537P; 1538P; 1539P; 15340P.
ADEFP Sub-Total	77,200	0	0	0	0	77,200	

## SMART Program

Project	Carryover (2014-15)	Year 1 (2015-16)	Year 2 (2016-17)	Year 3 (2017-18)	Year 4 (2018-19)	Total	Scope
Music & Art		186,000				186,000	Music Room Renovation and Instruments
Music & Art		339,000				339,000	Conversion of Existing Space to Music and/or Art Lab(s)
Music & Art		65,000				65,000	Art Room Renovation and Equipment
Renovation		103,000				103,000	Wireless Network Upgrade
Renovation		100,000				100,000	School Choice Enhancement
Renovation		357,000				357,000	HVAC Improvements
Renovation		10,000				10,000	CAT 6 Data port Upgrade
Renovation		862,000				862,000	Building Envelope Improvements (Roof, Window, Ext Wall, etc.)
Technology		65,000				65,000	Technology Infrastructure (Servers, Racks, etc.) Upgrade
Technology		304,000				304,000	Additional computers to close computer gap
SMART Sub-Total	0	2,391,000	0	0	0	2,391,000	

	Carryover (2014-15)	Year 1 (2015-16)	Year 2 (2016-17)	Year 3 (2017-18)	Year 4 (2018-19)	Total	
<b>School Total</b>	77,200	2,391,000	0	0	0	2,468,200	

# Maplewood Elementary School

## Adopted District Educational Facilities Plan

Project	Carryover (2014-15)	Year 1 (2015-16)	Year 2 (2016-17)	Year 3 (2017-18)	Year 4 (2018-19)	Total	Scope
ADA	955,505					955,505	ADA Restrooms & Fire Sprinkler @ Restrooms
<del>Renovations</del>	<del>-1,030,429</del>					<del>-1,030,429</del>	<del>Building Envelope Improvements (Roof, Window, Ext Wall, etc.)</del>
<del>Safety &amp; Security</del>	<del>-293,695</del>					<del>-293,695</del>	<del>Fire Alarm</del>
ADEFP Sub-Total	955,505	0	0	0	0	955,505	

## SMART Program

Project	Carryover (2014-15)	Year 1 (2015-16)	Year 2 (2016-17)	Year 3 (2017-18)	Year 4 (2018-19)	Total	Scope
<a href="#">Safety &amp; Security</a>	<a href="#">293,695</a>					<a href="#">293,695</a>	<a href="#">Fire Alarm</a>
Renovation	85,000					85,000	Wireless Network Upgrade
Renovation	100,000					100,000	School Choice Enhancement
Renovation				258,000		258,000	Media Center improvements
Renovation					104,000	104,000	HVAC Improvements
Renovation	14,000					14,000	CAT 6 Data port Upgrade
<a href="#">Renovation</a>	<a href="#">1,030,429</a>					<a href="#">1,030,429</a>	<a href="#">Building Envelope Improvements (Roof, Window, Ext Wall, etc.)</a>
Technology	84,000					84,000	Technology Infrastructure (Servers, Racks, etc.) Upgrade
Technology	148,000					148,000	Additional computers to close computer gap
SMART Sub-Total	1,755,124	0	0	258,000	104,000	2,117,124	

	Carryover (2014-15)	Year 1 (2015-16)	Year 2 (2016-17)	Year 3 (2017-18)	Year 4 (2018-19)	Total	
<b>School Total</b>	2,710,629	0	0	258,000	104,000	3,072,629	

# Margate Elementary School

## Adopted District Educational Facilities Plan

Project	Carryover (2014-15)	Year 1 (2015-16)	Year 2 (2016-17)	Year 3 (2017-18)	Year 4 (2018-19)	Total	Scope
<del>Renovations</del>	<del>-2,238,753</del>					<del>-2,238,753</del>	<del>Building Envelope Improvements (Roof, Window, Ext Wall, etc.)</del>
ADEFP Sub-Total	0	0	0	0	0	0	

## SMART Program

Project	Carryover (2014-15)	Year 1 (2015-16)	Year 2 (2016-17)	Year 3 (2017-18)	Year 4 (2018-19)	Total	Scope
Safety & Security	195,000					195,000	Single Point of Entry
Safety & Security	531,000					531,000	Fire Sprinklers
Music & Art		186,000				186,000	Music Room Renovation and Instruments
Music & Art	169,000					169,000	Conversion of Existing Space to Music and/or Art Lab(s)
Renovation		111,000				111,000	Wireless Network Upgrade
Renovation	683,000					683,000	Replacement of building 1
Renovation	666,000					666,000	HVAC Improvements
Renovation		14,000				14,000	CAT 6 Data port Upgrade
<u>Renovation</u>	<u>2,238,753</u>					<u>2,238,753</u>	<u>Building Envelope Improvements (Roof, Window, Ext Wall, etc.)</u>
Renovation	100,000					100,000	School Choice Enhancement
Technology		34,000				34,000	Technology Infrastructure (Servers, Racks, etc.) Upgrade
Technology		228,000				228,000	Additional computers to close computer gap
SMART Sub-Total	4,582,753	573,000	0	0	0	5,155,753	

	Carryover (2014-15)	Year 1 (2015-16)	Year 2 (2016-17)	Year 3 (2017-18)	Year 4 (2018-19)	Total	
<b>School Total</b>	4,582,753	573,000	0	0	0	5,155,753	

# Margate Middle School

## Adopted District Educational Facilities Plan

Project	<i>Carryover (2014-15)</i>	Year 1 (2015-16)	Year 2 (2016-17)	Year 3 (2017-18)	Year 4 (2018-19)	Total	Scope
<b>There are no ADEFP projects for this location.</b>							

### SMART Program

Project	<i>Carryover (2014-15)</i>	Year 1 (2015-16)	Year 2 (2016-17)	Year 3 (2017-18)	Year 4 (2018-19)	Total	Scope
Safety & Security			233,000			233,000	Single Point of Entry
Safety & Security			57,000			57,000	Safety / Security Upgrade
Safety & Security			1,412,000			1,412,000	Fire Sprinklers
Safety & Security			461,000			461,000	Fire Alarm
Music & Art			284,000			284,000	Conversion of Existing Space to Music and/or Art Lab(s)
Music & Art			85,000			85,000	Art Room Renovation and Equipment
Renovation			17,000			17,000	CAT 6 Data port Upgrade
Renovation			4,288,000			4,288,000	Building Envelope Improvements (Roof, Window, Ext Wall, etc.)
Renovation			119,000			119,000	Wireless Network Upgrade
Renovation			100,000			100,000	School Choice Enhancement
Renovation			543,000			543,000	Media Center improvements
Renovation			1,135,000			1,135,000	HVAC Improvements
Renovation			371,000			371,000	Electrical Improvements
Technology			146,000			146,000	Additional computers to close computer gap
Technology			4,000			4,000	Technology Infrastructure (Servers, Racks, etc.) Upgrade
<b>SMART Sub-Total</b>	<b>0</b>	<b>0</b>	<b>9,255,000</b>	<b>0</b>	<b>0</b>	<b>9,255,000</b>	

Project	<i>Carryover (2014-15)</i>	Year 1 (2015-16)	Year 2 (2016-17)	Year 3 (2017-18)	Year 4 (2018-19)	Total	Scope
<b>School Total</b>	<b>0</b>	<b>0</b>	<b>9,255,000</b>	<b>0</b>	<b>0</b>	<b>9,255,000</b>	

# Markham, C. Robert Elementary School

## Adopted District Educational Facilities Plan

Project	<i>Carryover (2014-15)</i>	Year 1 (2015-16)	Year 2 (2016-17)	Year 3 (2017-18)	Year 4 (2018-19)	Total	Scope
There are no ADEFP projects for this location.							

### SMART Program

Project	<i>Carryover (2014-15)</i>	Year 1 (2015-16)	Year 2 (2016-17)	Year 3 (2017-18)	Year 4 (2018-19)	Total	Scope
Safety & Security				310,000		310,000	Fire Sprinklers
Safety & Security				294,000		294,000	Fire Alarm
Renovation		42,000				42,000	Wireless Network Upgrade
Renovation				100,000		100,000	School Choice Enhancement
Renovation				7,440,000		7,440,000	Replacement of building 1
Renovation				459,000		459,000	HVAC Improvements
Renovation				656,000		656,000	Building Envelope Improvements (Roof, Window, Ext Wall, etc.)
Technology		4,000				4,000	Technology Infrastructure (Servers, Racks, etc.) Upgrade
Technology		155,000				155,000	Additional computers to close computer gap
<b>SMART Sub-Total</b>	0	201,000	0	9,259,000	0	9,460,000	

	<i>Carryover (2014-15)</i>	Year 1 (2015-16)	Year 2 (2016-17)	Year 3 (2017-18)	Year 4 (2018-19)	Total	
<b>School Total</b>	0	201,000	0	9,259,000	0	9,460,000	

# McArthur Senior High School

## Adopted District Educational Facilities Plan

Project	Carryover (2014-15)	Year 1 (2015-16)	Year 2 (2016-17)	Year 3 (2017-18)	Year 4 (2018-19)	Total	Scope
New Aluminum Canopies	212,265					212,265	Install new aluminum canopies along the existing walkways from the Cafeteria Building to the Auditorium and from the main entrance to the Guidance entrance.
Replace Roof Top AC Units at Building 1 & 20	255,656					255,656	Replace the existing roof top air conditioning units at Building 1 and 20.
ADEFP Sub-Total	467,921	0	0	0	0	467,921	

## SMART Program

Project	Carryover (2014-15)	Year 1 (2015-16)	Year 2 (2016-17)	Year 3 (2017-18)	Year 4 (2018-19)	Total	Scope
Safety & Security				540,000		540,000	Single Point of Entry
Safety & Security				417,000		417,000	Safety / Security Upgrade
Safety & Security				1,133,000		1,133,000	Fire Sprinklers
Athletics				121,000		121,000	Weight Room Renovation
Renovation			164,000			164,000	Wireless Network Upgrade
Renovation				1,577,000		1,577,000	STEM Lab improvements
Renovation				100,000		100,000	School Choice Enhancement
Renovation				635,000		635,000	Replacement of building 1
Renovation				469,000		469,000	Media Center improvements
Renovation				3,130,000		3,130,000	HVAC Improvements
Renovation				1,182,000		1,182,000	Electrical Improvements
Renovation			27,000			27,000	CAT 6 Data port Upgrade
Renovation				2,359,000		2,359,000	Building Envelope Improvements (Roof, Window, Ext Wall, etc.)
Technology			26,000			26,000	Technology Infrastructure (Servers, Racks, etc.) Upgrade
Technology			263,000			263,000	Additional computers to close computer gap
SMART Sub-Total	0	0	480,000	11,663,000	0	12,143,000	

	Carryover (2014-15)	Year 1 (2015-16)	Year 2 (2016-17)	Year 3 (2017-18)	Year 4 (2018-19)	Total	
<b>School Total</b>	467,921	0	480,000	11,663,000	0	12,610,921	

# McFatter Technical College

## Adopted District Educational Facilities Plan

Project	Carryover (2014-15)	Year 1 (2015-16)	Year 2 (2016-17)	Year 3 (2017-18)	Year 4 (2018-19)	Total	Scope
ADA	47,525					47,525	ADA Renovate Restroom
<del>HVAC</del>	<del>3,295,888</del>					<del>3,295,888</del>	<del>IAQ Repairs HVAC</del>
ADEFP Sub-Total	47,525	0	0	0	0	47,525	

## SMART Program

Project	Carryover (2014-15)	Year 1 (2015-16)	Year 2 (2016-17)	Year 3 (2017-18)	Year 4 (2018-19)	Total	Scope
Safety & Security		56,000				56,000	Safety / Security Upgrade
Safety & Security		292,000				292,000	Fire Sprinklers
<a href="#">Safety &amp; Security</a>		<a href="#">672,000</a>				<a href="#">672,000</a>	<a href="#">Fire Alarm</a>
Renovation		100,000				100,000	School Choice Enhancement
Renovation		151,000				151,000	Media Center improvements
<a href="#">Renovation</a>	<a href="#">2,623,888</a>					<a href="#">2,623,888</a>	<a href="#">HVAC repairs to include buildings 1,2,4,5.</a>
Renovation		577,000				577,000	Electrical Improvements
Renovation	16,000					16,000	CAT 6 Data port Upgrade
Renovation		2,280,000				2,280,000	Building Envelope Improvements (Roof, Window, Ext Wall, etc.)
Renovation	110,000					110,000	Wireless Network Upgrade
Technology	362,000					362,000	Technology Infrastructure (Servers, Racks, etc.) Upgrade
SMART Sub-Total	3,111,888	4,128,000	0	0	0	7,239,888	

	Carryover (2014-15)	Year 1 (2015-16)	Year 2 (2016-17)	Year 3 (2017-18)	Year 4 (2018-19)	Total	
<b>School Total</b>	3,159,413	4,128,000	0	0	0	7,287,413	

# McFatter Technical, Broward Fire Academy

## Adopted District Educational Facilities Plan

Project	<i>Carryover (2014-15)</i>	Year 1 (2015-16)	Year 2 (2016-17)	Year 3 (2017-18)	Year 4 (2018-19)	Total	Scope
There are no ADEFP projects for this location.							

### SMART Program

Project	<i>Carryover (2014-15)</i>	Year 1 (2015-16)	Year 2 (2016-17)	Year 3 (2017-18)	Year 4 (2018-19)	Total	Scope
Safety & Security				107,000		107,000	Fire Sprinklers
Renovation	100,000					100,000	School Choice Enhancement
Renovation	149,000					149,000	Building Envelope Improvements (Roof, Window, Ext Wall, etc.)
Technology			13,000			13,000	Technology Infrastructure (Servers, Racks, etc.) Upgrade
<b>SMART Sub-Total</b>	<b>249,000</b>	<b>0</b>	<b>13,000</b>	<b>107,000</b>	<b>0</b>	<b>369,000</b>	

Project	<i>Carryover (2014-15)</i>	Year 1 (2015-16)	Year 2 (2016-17)	Year 3 (2017-18)	Year 4 (2018-19)	Total	Scope
<b>School Total</b>	<b>249,000</b>	<b>0</b>	<b>13,000</b>	<b>107,000</b>	<b>0</b>	<b>369,000</b>	



# McNab Elementary School

## Adopted District Educational Facilities Plan

Project	<i>Carryover (2014-15)</i>	Year 1 (2015-16)	Year 2 (2016-17)	Year 3 (2017-18)	Year 4 (2018-19)	Total	Scope
There are no ADEFP projects for this location.							

### SMART Program

Project	<i>Carryover (2014-15)</i>	Year 1 (2015-16)	Year 2 (2016-17)	Year 3 (2017-18)	Year 4 (2018-19)	Total	Scope
Renovation	39,000					39,000	Wireless Network Upgrade
Renovation			101,000			101,000	School Choice Enhancement
Renovation			317,000			317,000	HVAC Improvements
Renovation	13,000					13,000	CAT 6 Data port Upgrade
Renovation			978,000			978,000	Building Envelope Improvements (Roof, Window, Ext Wall, etc.)
Technology	92,000					92,000	Technology Infrastructure (Servers, Racks, etc.) Upgrade
Technology	124,000					124,000	Additional computers to close computer gap
<b>SMART Sub-Total</b>	<b>268,000</b>	<b>0</b>	<b>1,396,000</b>	<b>0</b>	<b>0</b>	<b>1,664,000</b>	

	<i>Carryover (2014-15)</i>	Year 1 (2015-16)	Year 2 (2016-17)	Year 3 (2017-18)	Year 4 (2018-19)	Total	
<b>School Total</b>	<b>268,000</b>	<b>0</b>	<b>1,396,000</b>	<b>0</b>	<b>0</b>	<b>1,664,000</b>	

# McNicol Middle School

## Adopted District Educational Facilities Plan

Project	<i>Carryover (2014-15)</i>	Year 1 (2015-16)	Year 2 (2016-17)	Year 3 (2017-18)	Year 4 (2018-19)	Total	Scope
There are no ADEFP projects for this location.							

### SMART Program

Project	<i>Carryover (2014-15)</i>	Year 1 (2015-16)	Year 2 (2016-17)	Year 3 (2017-18)	Year 4 (2018-19)	Total	Scope
Safety & Security				233,000		233,000	Single Point of Entry
Safety & Security	21,000					21,000	Fire Sprinklers
Music & Art				621,000		621,000	Music Room Renovation and Instruments
Music & Art				322,000		322,000	Conversion of Existing Space to Music and/or Art Lab(s)
Renovation			46,000			46,000	Wireless Network Upgrade
Renovation	100,000					100,000	School Choice Enhancement
Renovation					205,000	205,000	HVAC Improvements
Renovation			19,000			19,000	CAT 6 Data port Upgrade
Renovation		276,000				276,000	Building Envelope Improvements (Roof, Window, Ext Wall, etc.)
<b>SMART Sub-Total</b>	<b>121,000</b>	<b>276,000</b>	<b>65,000</b>	<b>1,176,000</b>	<b>205,000</b>	<b>1,843,000</b>	

Project	<i>Carryover (2014-15)</i>	Year 1 (2015-16)	Year 2 (2016-17)	Year 3 (2017-18)	Year 4 (2018-19)	Total	Scope
<b>School Total</b>	<b>121,000</b>	<b>276,000</b>	<b>65,000</b>	<b>1,176,000</b>	<b>205,000</b>	<b>1,843,000</b>	

# Meadowbrook Elementary School

## Adopted District Educational Facilities Plan

Project	<i>Carryover (2014-15)</i>	Year 1 (2015-16)	Year 2 (2016-17)	Year 3 (2017-18)	Year 4 (2018-19)	Total	Scope
There are no ADEFP projects for this location.							

### SMART Program

Project	<i>Carryover (2014-15)</i>	Year 1 (2015-16)	Year 2 (2016-17)	Year 3 (2017-18)	Year 4 (2018-19)	Total	Scope
Safety & Security					462,000	462,000	Fire Sprinklers
Renovation		36,000				36,000	Wireless Network Upgrade
Renovation					100,000	100,000	School Choice Enhancement
Renovation					132,000	132,000	HVAC Improvements
Renovation					333,000	333,000	Electrical Improvements
Renovation		4,000				4,000	CAT 6 Data port Upgrade
Renovation					134,000	134,000	Building Envelope Improvements (Roof, Window, Ext Wall, etc.)
Technology		183,000				183,000	Additional computers to close computer gap
SMART Sub-Total	0	223,000	0	0	1,161,000	1,384,000	

	<i>Carryover (2014-15)</i>	Year 1 (2015-16)	Year 2 (2016-17)	Year 3 (2017-18)	Year 4 (2018-19)	Total	
<b>School Total</b>	0	223,000	0	0	1,161,000	1,384,000	

# Millennium Middle School

## Adopted District Educational Facilities Plan

Project	<i>Carryover (2014-15)</i>	Year 1 (2015-16)	Year 2 (2016-17)	Year 3 (2017-18)	Year 4 (2018-19)	Total	Scope
There are no ADEFP projects for this location.							

### SMART Program

Project	<i>Carryover (2014-15)</i>	Year 1 (2015-16)	Year 2 (2016-17)	Year 3 (2017-18)	Year 4 (2018-19)	Total	Scope
Safety & Security				50,000		50,000	Fire Alarm
Music & Art				284,000		284,000	Conversion of Existing Space to Music and/or Art Lab(s)
Music & Art					85,000	85,000	Art Room Renovation and Equipment
Renovation		124,000				124,000	Wireless Network Upgrade
Renovation				100,000		100,000	School Choice Enhancement
Renovation				1,221,000		1,221,000	HVAC Improvements
Renovation				1,295,000		1,295,000	Building Envelope Improvements (Roof, Window, Ext Wall, etc.)
Technology		290,000				290,000	Additional computers to close computer gap
<b>SMART Sub-Total</b>	0	414,000	0	2,950,000	85,000	3,449,000	

	<i>Carryover (2014-15)</i>	Year 1 (2015-16)	Year 2 (2016-17)	Year 3 (2017-18)	Year 4 (2018-19)	Total	
<b>School Total</b>	0	414,000	0	2,950,000	85,000	3,449,000	

# Miramar Elementary School

## Adopted District Educational Facilities Plan

Project	<i>Carryover (2014-15)</i>	Year 1 (2015-16)	Year 2 (2016-17)	Year 3 (2017-18)	Year 4 (2018-19)	Total	Scope
There are no ADEFP projects for this location.							

### SMART Program

Project	<i>Carryover (2014-15)</i>	Year 1 (2015-16)	Year 2 (2016-17)	Year 3 (2017-18)	Year 4 (2018-19)	Total	Scope
Renovation		84,000				84,000	Wireless Network Upgrade
Renovation	100,000					100,000	School Choice Enhancement
Renovation	2,943,000					2,943,000	HVAC Improvements
Renovation		12,000				12,000	CAT 6 Data port Upgrade
Renovation	855,000					855,000	Building Envelope Improvements (Roof, Window, Ext Wall, etc.)
Technology		17,000				17,000	Technology Infrastructure (Servers, Racks, etc.) Upgrade
Technology		210,000				210,000	Additional computers to close computer gap
SMART Sub-Total	3,898,000	323,000	0	0	0	4,221,000	

	<i>Carryover (2014-15)</i>	Year 1 (2015-16)	Year 2 (2016-17)	Year 3 (2017-18)	Year 4 (2018-19)	Total	
<b>School Total</b>	3,898,000	323,000	0	0	0	4,221,000	

# Miramar Senior High School

## Adopted District Educational Facilities Plan

Project	<i>Carryover (2014-15)</i>	Year 1 (2015-16)	Year 2 (2016-17)	Year 3 (2017-18)	Year 4 (2018-19)	Total	Scope
There are no ADEFP projects for this location.							

### SMART Program

Project	<i>Carryover (2014-15)</i>	Year 1 (2015-16)	Year 2 (2016-17)	Year 3 (2017-18)	Year 4 (2018-19)	Total	Scope
Safety & Security				540,000		540,000	Single Point of Entry
Safety & Security				45,000		45,000	Fire Sprinklers
Safety & Security				1,174,000		1,174,000	Fire Alarm
Music & Art				1,013,000		1,013,000	Music Room Renovation and Instruments
Music & Art				302,000		302,000	Conversion of Existing Space to Music and/or Art Lab(s)
Athletics	300,000					300,000	Track Resurfacing
Athletics				121,000		121,000	Weight Room Renovation
Renovation				100,000		100,000	School Choice Enhancement
Renovation				844,000		844,000	STEM Lab improvements
Renovation				792,000		792,000	Electrical Improvements
Renovation				5,301,000		5,301,000	HVAC Improvements
Renovation				870,000		870,000	Media Center improvements
Renovation				966,000		966,000	Building Envelope Improvements (Roof, Window, Ext Wall, etc.)
Renovation		31,000				31,000	CAT 6 Data port Upgrade
Renovation		217,000				217,000	Wireless Network Upgrade
Technology		598,000				598,000	Additional computers to close computer gap
<b>SMART Sub-Total</b>	<b>300,000</b>	<b>846,000</b>	<b>0</b>	<b>12,068,000</b>	<b>0</b>	<b>13,214,000</b>	

	<i>Carryover (2014-15)</i>	Year 1 (2015-16)	Year 2 (2016-17)	Year 3 (2017-18)	Year 4 (2018-19)	Total	
<b>School Total</b>	<b>300,000</b>	<b>846,000</b>	<b>0</b>	<b>12,068,000</b>	<b>0</b>	<b>13,214,000</b>	

# Mirror Lake Elementary School

## Adopted District Educational Facilities Plan

Project	<i>Carryover (2014-15)</i>	Year 1 (2015-16)	Year 2 (2016-17)	Year 3 (2017-18)	Year 4 (2018-19)	Total	Scope
There are no ADEFP projects for this location.							

### SMART Program

Project	<i>Carryover (2014-15)</i>	Year 1 (2015-16)	Year 2 (2016-17)	Year 3 (2017-18)	Year 4 (2018-19)	Total	Scope
Safety & Security			225,000			225,000	Fire Sprinklers
Renovation			70,000			70,000	Wireless Network Upgrade
Renovation			100,000			100,000	School Choice Enhancement
Renovation			175,000			175,000	Media Center improvements
Renovation			357,000			357,000	HVAC Improvements
Renovation			15,000			15,000	CAT 6 Data port Upgrade
Renovation			963,000			963,000	Building Envelope Improvements (Roof, Window, Ext Wall, etc.)
Technology			60,000			60,000	Additional computers to close computer gap
SMART Sub-Total	0	0	1,965,000	0	0	1,965,000	

	<i>Carryover (2014-15)</i>	Year 1 (2015-16)	Year 2 (2016-17)	Year 3 (2017-18)	Year 4 (2018-19)	Total	
<b>School Total</b>	0	0	1,965,000	0	0	1,965,000	

# Monarch Senior High School

## Adopted District Educational Facilities Plan

Project	<i>Carryover (2014-15)</i>	Year 1 (2015-16)	Year 2 (2016-17)	Year 3 (2017-18)	Year 4 (2018-19)	Total	Scope
There are no ADEFP projects for this location.							

### SMART Program

Project	<i>Carryover (2014-15)</i>	Year 1 (2015-16)	Year 2 (2016-17)	Year 3 (2017-18)	Year 4 (2018-19)	Total	Scope
Athletics			300,000			300,000	Track Resurfacing
Athletics					121,000	121,000	Weight Room Renovation
Renovation					100,000	100,000	School Choice Enhancement
Renovation					425,000	425,000	HVAC Improvements
Renovation		14,000				14,000	CAT 6 Data port Upgrade
Renovation					1,799,000	1,799,000	Building Envelope Improvements (Roof, Window, Ext Wall, etc.)
Technology		304,000				304,000	Technology Infrastructure (Servers, Racks, etc.) Upgrade
Technology		596,000				596,000	Additional computers to close computer gap
SMART Sub-Total	0	914,000	300,000	0	2,445,000	3,659,000	

Project	<i>Carryover (2014-15)</i>	Year 1 (2015-16)	Year 2 (2016-17)	Year 3 (2017-18)	Year 4 (2018-19)	Total	Scope
<b>School Total</b>	0	914,000	300,000	0	2,445,000	3,659,000	



# Morrow Elementary School

## Adopted District Educational Facilities Plan

Project	Carryover (2014-15)	Year 1 (2015-16)	Year 2 (2016-17)	Year 3 (2017-18)	Year 4 (2018-19)	Total	Scope
ADA	81,975					81,975	ADA Stage Lift
<del>Life Safety</del>	<del>1,564,648</del>					<del>1,564,648</del>	<del>Fire Sprinkler Protection and Fire Alarm</del>
ADEFP Sub-Total	81,975	0	0	0	0	81,975	

## SMART Program

Project	Carryover (2014-15)	Year 1 (2015-16)	Year 2 (2016-17)	Year 3 (2017-18)	Year 4 (2018-19)	Total	Scope
Safety & Security				60,000		60,000	Single Point of Entry
<a href="#">Safety &amp; Security</a>	<a href="#">1,564,648</a>					<a href="#">1,564,648</a>	<a href="#">Fire Sprinkler Protection and Fire Alarm</a>
Renovation			77,000			77,000	Wireless Network Upgrade
Renovation	100,000					100,000	School Choice Enhancement
Renovation				207,000		207,000	Media Center improvements
Renovation					211,000	211,000	HVAC Improvements
Renovation			322,000			322,000	Electrical Improvements
Renovation			13,000			13,000	CAT 6 Data port Upgrade
Technology			71,000			71,000	Additional computers to close computer gap
SMART Sub-Total	1,664,648	0	483,000	267,000	211,000	2,625,648	

	Carryover (2014-15)	Year 1 (2015-16)	Year 2 (2016-17)	Year 3 (2017-18)	Year 4 (2018-19)	Total	
<b>School Total</b>	1,746,623	0	483,000	267,000	211,000	2,707,623	

# New Renaissance Middle School

## Adopted District Educational Facilities Plan

Project	<i>Carryover (2014-15)</i>	Year 1 (2015-16)	Year 2 (2016-17)	Year 3 (2017-18)	Year 4 (2018-19)	Total	Scope
There are no ADEFP projects for this location.							

### SMART Program

Project	<i>Carryover (2014-15)</i>	Year 1 (2015-16)	Year 2 (2016-17)	Year 3 (2017-18)	Year 4 (2018-19)	Total	Scope
Renovation			116,000			116,000	Wireless Network Upgrade
Renovation					100,000	100,000	School Choice Enhancement
Renovation					278,000	278,000	HVAC Improvements
Renovation			21,000			21,000	CAT 6 Data port Upgrade
Renovation					3,276,000	3,276,000	Building Envelope Improvements (Roof, Window, Ext Wall, etc.)
Technology			155,000			155,000	Additional computers to close computer gap
SMART Sub-Total	0	0	292,000	0	3,654,000	3,946,000	

	<i>Carryover (2014-15)</i>	Year 1 (2015-16)	Year 2 (2016-17)	Year 3 (2017-18)	Year 4 (2018-19)	Total	
<b>School Total</b>	0	0	292,000	0	3,654,000	3,946,000	

# New River Middle School

## Adopted District Educational Facilities Plan

Project	<i>Carryover (2014-15)</i>	Year 1 (2015-16)	Year 2 (2016-17)	Year 3 (2017-18)	Year 4 (2018-19)	Total	Scope
There are no ADEFP projects for this location.							

### SMART Program

Project	<i>Carryover (2014-15)</i>	Year 1 (2015-16)	Year 2 (2016-17)	Year 3 (2017-18)	Year 4 (2018-19)	Total	Scope
Renovation			50,000			50,000	Wireless Network Upgrade
Renovation	100,000					100,000	School Choice Enhancement
Renovation	1,137,000					1,137,000	HVAC Improvements
Renovation			18,000			18,000	CAT 6 Data port Upgrade
Renovation	1,105,000					1,105,000	Building Envelope Improvements (Roof, Window, Ext Wall, etc.)
Technology			244,000			244,000	Additional computers to close computer gap
SMART Sub-Total	2,342,000	0	312,000	0	0	2,654,000	

	<i>Carryover (2014-15)</i>	Year 1 (2015-16)	Year 2 (2016-17)	Year 3 (2017-18)	Year 4 (2018-19)	Total	
<b>School Total</b>	2,342,000	0	312,000	0	0	2,654,000	

# Nob Hill Elementary School

## Adopted District Educational Facilities Plan

Project	Carryover (2014-15)	Year 1 (2015-16)	Year 2 (2016-17)	Year 3 (2017-18)	Year 4 (2018-19)	Total	Scope
ADA Restroom Renovations	91,612					91,612	Remodel restrooms 137A, 137B, 102A, 163D, 205A for American Disability Act (ADA) compliance.
ADEFP Sub-Total	91,612	0	0	0	0	91,612	

## SMART Program

Project	Carryover (2014-15)	Year 1 (2015-16)	Year 2 (2016-17)	Year 3 (2017-18)	Year 4 (2018-19)	Total	Scope
Safety & Security					10,000	10,000	Fire Sprinklers
Safety & Security					294,000	294,000	Fire Alarm
Renovation		78,000				78,000	Wireless Network Upgrade
Renovation					100,000	100,000	School Choice Enhancement
Renovation					198,000	198,000	Media Center improvements
Renovation					364,000	364,000	HVAC Improvements
Renovation					434,000	434,000	Electrical Improvements
Renovation		13,000				13,000	CAT 6 Data port Upgrade
Renovation					559,000	559,000	Building Envelope Improvements (Roof, Window, Ext Wall, etc.)
Technology		34,000				34,000	Technology Infrastructure (Servers, Racks, etc.) Upgrade
Technology		179,000				179,000	Additional computers to close computer gap
SMART Sub-Total	0	304,000	0	0	1,959,000	2,263,000	

	Carryover (2014-15)	Year 1 (2015-16)	Year 2 (2016-17)	Year 3 (2017-18)	Year 4 (2018-19)	Total	
<b>School Total</b>	91,612	304,000	0	0	1,959,000	2,354,612	

# Norcrest Elementary School

## Adopted District Educational Facilities Plan

Project	<i>Carryover (2014-15)</i>	Year 1 (2015-16)	Year 2 (2016-17)	Year 3 (2017-18)	Year 4 (2018-19)	Total	Scope
There are no ADEFP projects for this location.							

### SMART Program

Project	<i>Carryover (2014-15)</i>	Year 1 (2015-16)	Year 2 (2016-17)	Year 3 (2017-18)	Year 4 (2018-19)	Total	Scope
Renovation	100,000					100,000	School Choice Enhancement
Renovation				294,000		294,000	Media Center improvements
Renovation					1,320,000	1,320,000	HVAC Improvements
Renovation	13,000					13,000	CAT 6 Data port Upgrade
Renovation			496,000			496,000	Building Envelope Improvements (Roof, Window, Ext Wall, etc.)
Renovation	91,000					91,000	Wireless Network Upgrade
Technology	114,000					114,000	Technology Infrastructure (Servers, Racks, etc.) Upgrade
Technology	217,000					217,000	Additional computers to close computer gap
<b>SMART Sub-Total</b>	<b>535,000</b>	<b>0</b>	<b>496,000</b>	<b>294,000</b>	<b>1,320,000</b>	<b>2,645,000</b>	

	<i>Carryover (2014-15)</i>	Year 1 (2015-16)	Year 2 (2016-17)	Year 3 (2017-18)	Year 4 (2018-19)	Total	
<b>School Total</b>	<b>535,000</b>	<b>0</b>	<b>496,000</b>	<b>294,000</b>	<b>1,320,000</b>	<b>2,645,000</b>	

# North Andrews Gardens Elementary School

## Adopted District Educational Facilities Plan

Project	<i>Carryover (2014-15)</i>	Year 1 (2015-16)	Year 2 (2016-17)	Year 3 (2017-18)	Year 4 (2018-19)	Total	Scope
There are no ADEFP projects for this location.							

### SMART Program

Project	<i>Carryover (2014-15)</i>	Year 1 (2015-16)	Year 2 (2016-17)	Year 3 (2017-18)	Year 4 (2018-19)	Total	Scope
Safety & Security					60,000	60,000	Single Point of Entry
Safety & Security	18,000					18,000	Fire Sprinklers
Renovation		78,000				78,000	Wireless Network Upgrade
Renovation					100,000	100,000	School Choice Enhancement
Renovation					997,000	997,000	HVAC Improvements
Renovation		20,000				20,000	CAT 6 Data port Upgrade
Renovation					1,263,000	1,263,000	Building Envelope Improvements (Roof, Window, Ext Wall, etc.)
Technology		221,000				221,000	Additional computers to close computer gap
<b>SMART Sub-Total</b>	18,000	319,000	0	0	2,420,000	2,757,000	

	<i>Carryover (2014-15)</i>	Year 1 (2015-16)	Year 2 (2016-17)	Year 3 (2017-18)	Year 4 (2018-19)	Total	
<b>School Total</b>	18,000	319,000	0	0	2,420,000	2,757,000	

# North Fork Elementary School

## Adopted District Educational Facilities Plan

Project	Carryover (2014-15)	Year 1 (2015-16)	Year 2 (2016-17)	Year 3 (2017-18)	Year 4 (2018-19)	Total	Scope
Sanitary Sewer - Building #10	250,000					250,000	Provide sanitary sewer for Building #10 - Physical Education shelter. Construction of Building #10 is lacking sanitary sewer connections.
<del>Single Point of Entry</del>	<del>-33,617</del>					<del>-33,617</del>	<del>Remodel Reception area including millwork, addition of one new door and relocation of electrical fixtures and exit signs.</del>
ADEFP Sub-Total	250,000	0	0	0	0	250,000	

## SMART Program

Project	Carryover (2014-15)	Year 1 (2015-16)	Year 2 (2016-17)	Year 3 (2017-18)	Year 4 (2018-19)	Total	Scope
<a href="#">Safety &amp; Security</a>	<a href="#">33,617</a>					<a href="#">33,617</a>	<a href="#">Remodel Reception area including millwork, addition of one new door and relocation of electrical fixtures and exit signs.</a>
Safety & Security	324,000					324,000	Fire Sprinklers
Renovation			31,000			31,000	Wireless Network Upgrade
Renovation	100,000					100,000	School Choice Enhancement
Renovation	667,000					667,000	HVAC Improvements
Renovation			24,000			24,000	CAT 6 Data port Upgrade
Renovation	942,000					942,000	Building Envelope Improvements (Roof, Window, Ext Wall, etc.)
SMART Sub-Total	2,066,617	0	55,000	0	0	2,121,617	

	Carryover (2014-15)	Year 1 (2015-16)	Year 2 (2016-17)	Year 3 (2017-18)	Year 4 (2018-19)	Total	
<b>School Total</b>	2,316,617	0	55,000	0	0	2,371,617	

# North Lauderdale Elementary School

## Adopted District Educational Facilities Plan

Project	<i>Carryover (2014-15)</i>	Year 1 (2015-16)	Year 2 (2016-17)	Year 3 (2017-18)	Year 4 (2018-19)	Total	Scope
There are no ADEFP projects for this location.							

### SMART Program

Project	<i>Carryover (2014-15)</i>	Year 1 (2015-16)	Year 2 (2016-17)	Year 3 (2017-18)	Year 4 (2018-19)	Total	Scope
Safety & Security		795,000				795,000	Fire Sprinklers
Safety & Security	294,000					294,000	Fire Alarm
Renovation			12,000			12,000	CAT 6 Data port Upgrade
Renovation					78,000	78,000	Building Envelope Improvements (Roof, Window, Ext Wall, etc.)
Renovation			85,000			85,000	Wireless Network Upgrade
Renovation	100,000					100,000	School Choice Enhancement
Renovation				149,000		149,000	Media Center improvements
Renovation	120,000					120,000	HVAC Improvements
Technology			66,000			66,000	Technology Infrastructure (Servers, Racks, etc.) Upgrade
Technology			91,000			91,000	Additional computers to close computer gap
<b>SMART Sub-Total</b>	<b>514,000</b>	<b>795,000</b>	<b>254,000</b>	<b>149,000</b>	<b>78,000</b>	<b>1,790,000</b>	

	<i>Carryover (2014-15)</i>	Year 1 (2015-16)	Year 2 (2016-17)	Year 3 (2017-18)	Year 4 (2018-19)	Total	
<b>School Total</b>	<b>514,000</b>	<b>795,000</b>	<b>254,000</b>	<b>149,000</b>	<b>78,000</b>	<b>1,790,000</b>	



# North Side Elementary School

## Adopted District Educational Facilities Plan

Project	<i>Carryover (2014-15)</i>	Year 1 (2015-16)	Year 2 (2016-17)	Year 3 (2017-18)	Year 4 (2018-19)	Total	Scope
There are no ADEFP projects for this location.							

### SMART Program

Project	<i>Carryover (2014-15)</i>	Year 1 (2015-16)	Year 2 (2016-17)	Year 3 (2017-18)	Year 4 (2018-19)	Total	Scope
Safety & Security			60,000			60,000	Single Point of Entry
Renovation			5,000			5,000	CAT 6 Data port Upgrade
Renovation			948,000			948,000	Building Envelope Improvements (Roof, Window, Ext Wall, etc.)
Renovation			24,000			24,000	Wireless Network Upgrade
Renovation			100,000			100,000	School Choice Enhancement
Renovation			748,000			748,000	HVAC Improvements
Technology			81,000			81,000	Additional computers to close computer gap
SMART Sub-Total	0	0	1,966,000	0	0	1,966,000	

	<i>Carryover (2014-15)</i>	Year 1 (2015-16)	Year 2 (2016-17)	Year 3 (2017-18)	Year 4 (2018-19)	Total	
<b>School Total</b>	0	0	1,966,000	0	0	1,966,000	

# Northeast Senior High School

## Adopted District Educational Facilities Plan

Project	Carryover (2014-15)	Year 1 (2015-16)	Year 2 (2016-17)	Year 3 (2017-18)	Year 4 (2018-19)	Total	Scope
<del>Building Envelope</del>	<del>-6,197,000</del>					<del>-6,197,000</del>	<del>Re-Roofing</del>
ADEFP Sub-Total	0	0	0	0	0	0	

## SMART Program

Project	Carryover (2014-15)	Year 1 (2015-16)	Year 2 (2016-17)	Year 3 (2017-18)	Year 4 (2018-19)	Total	Scope
Safety & Security	540,000					540,000	Single Point of Entry
Safety & Security	83,000					83,000	Safety / Security Upgrade
<a href="#">Safety &amp; Security</a>	<a href="#">1,421,000</a>					<a href="#">1,421,000</a>	<a href="#">Fire Sprinklers</a>
<a href="#">Safety &amp; Security</a>	<a href="#">1,007,000</a>					<a href="#">1,007,000</a>	<a href="#">Fire Alarm</a>
Athletics	121,000					121,000	Weight Room Renovation
Renovation	74,000					74,000	Wireless Network Upgrade
Renovation	2,727,000					2,727,000	STEM Lab improvements
Renovation	100,000					100,000	School Choice Enhancement
Renovation	4,588,000					4,588,000	HVAC Improvements
Renovation	368,000					368,000	Electrical Improvements
Renovation	45,000					45,000	CAT 6 Data port Upgrade
<a href="#">Renovation</a>	<a href="#">3,769,000</a>					<a href="#">3,769,000</a>	<a href="#">Re-Roofing</a>
Renovation	284,000					284,000	ADA renovations related to educational adequacy
Technology	326,000					326,000	Technology Infrastructure (Servers, Racks, etc.) Upgrade
Technology	419,000					419,000	Additional computers to close computer gap
SMART Sub-Total	15,872,000	0	0	0	0	15,872,000	

	Carryover (2014-15)	Year 1 (2015-16)	Year 2 (2016-17)	Year 3 (2017-18)	Year 4 (2018-19)	Total	
<b>School Total</b>	15,872,000	0	0	0	0	15,872,000	

# Nova Blanche Forman Elementary School

## Adopted District Educational Facilities Plan

Project	<i>Carryover (2014-15)</i>	Year 1 (2015-16)	Year 2 (2016-17)	Year 3 (2017-18)	Year 4 (2018-19)	Total	Scope
There are no ADEFP projects for this location.							

### SMART Program

Project	<i>Carryover (2014-15)</i>	Year 1 (2015-16)	Year 2 (2016-17)	Year 3 (2017-18)	Year 4 (2018-19)	Total	Scope
Safety & Security					195,000	195,000	Single Point of Entry
Renovation		32,000				32,000	Wireless Network Upgrade
Renovation					100,000	100,000	School Choice Enhancement
Renovation					1,070,000	1,070,000	HVAC Improvements
Renovation		19,000				19,000	CAT 6 Data port Upgrade
Renovation					678,000	678,000	Building Envelope Improvements (Roof, Window, Ext Wall, etc.)
Technology		60,000				60,000	Technology Infrastructure (Servers, Racks, etc.) Upgrade
Technology		171,000				171,000	Additional computers to close computer gap
SMART Sub-Total	0	282,000	0	0	2,043,000	2,325,000	

	<i>Carryover (2014-15)</i>	Year 1 (2015-16)	Year 2 (2016-17)	Year 3 (2017-18)	Year 4 (2018-19)	Total	
<b>School Total</b>	0	282,000	0	0	2,043,000	2,325,000	

# Nova Dwight D Eisenhower Elementary School

## Adopted District Educational Facilities Plan

Project	<i>Carryover (2014-15)</i>	Year 1 (2015-16)	Year 2 (2016-17)	Year 3 (2017-18)	Year 4 (2018-19)	Total	Scope
There are no ADEFP projects for this location.							

### SMART Program

Project	<i>Carryover (2014-15)</i>	Year 1 (2015-16)	Year 2 (2016-17)	Year 3 (2017-18)	Year 4 (2018-19)	Total	Scope
Safety & Security					195,000	195,000	Single Point of Entry
Safety & Security					294,000	294,000	Fire Alarm
Renovation			15,000			15,000	CAT 6 Data port Upgrade
Renovation					99,000	99,000	Building Envelope Improvements (Roof, Window, Ext Wall, etc.)
Renovation			73,000			73,000	Wireless Network Upgrade
Renovation					100,000	100,000	School Choice Enhancement
Renovation					291,000	291,000	Media Center improvements
Renovation					347,000	347,000	Electrical Improvements
Technology			8,000			8,000	Technology Infrastructure (Servers, Racks, etc.) Upgrade
Technology			48,000			48,000	Additional computers to close computer gap
<b>SMART Sub-Total</b>	0	0	144,000	0	1,326,000	1,470,000	

Project	<i>Carryover (2014-15)</i>	Year 1 (2015-16)	Year 2 (2016-17)	Year 3 (2017-18)	Year 4 (2018-19)	Total	Scope
<b>School Total</b>	0	0	144,000	0	1,326,000	1,470,000	

# Nova Middle School

## Adopted District Educational Facilities Plan

Project	<i>Carryover (2014-15)</i>	Year 1 (2015-16)	Year 2 (2016-17)	Year 3 (2017-18)	Year 4 (2018-19)	Total	Scope
There are no ADEFP projects for this location.							

### SMART Program

Project	<i>Carryover (2014-15)</i>	Year 1 (2015-16)	Year 2 (2016-17)	Year 3 (2017-18)	Year 4 (2018-19)	Total	Scope
Safety & Security			903,000			903,000	Fire Sprinklers
Music & Art			284,000			284,000	Conversion of Existing Space to Music and/or Art Lab(s)
Music & Art				85,000		85,000	Art Room Renovation and Equipment
Renovation			100,000			100,000	School Choice Enhancement
Renovation			746,000			746,000	HVAC Improvements
Renovation	3,000					3,000	CAT 6 Data port Upgrade
Renovation			1,487,000			1,487,000	Building Envelope Improvements (Roof, Window, Ext Wall, etc.)
Renovation	48,000					48,000	Wireless Network Upgrade
Technology	200,000					200,000	Technology Infrastructure (Servers, Racks, etc.) Upgrade
Technology	62,000					62,000	Additional computers to close computer gap
<b>SMART Sub-Total</b>	<b>313,000</b>	<b>0</b>	<b>3,520,000</b>	<b>85,000</b>	<b>0</b>	<b>3,918,000</b>	

	<i>Carryover (2014-15)</i>	Year 1 (2015-16)	Year 2 (2016-17)	Year 3 (2017-18)	Year 4 (2018-19)	Total	
<b>School Total</b>	<b>313,000</b>	<b>0</b>	<b>3,520,000</b>	<b>85,000</b>	<b>0</b>	<b>3,918,000</b>	

# Nova Senior High School

## Adopted District Educational Facilities Plan

Project	<i>Carryover (2014-15)</i>	Year 1 (2015-16)	Year 2 (2016-17)	Year 3 (2017-18)	Year 4 (2018-19)	Total	Scope
There are no ADEFP projects for this location.							

### SMART Program

Project	<i>Carryover (2014-15)</i>	Year 1 (2015-16)	Year 2 (2016-17)	Year 3 (2017-18)	Year 4 (2018-19)	Total	Scope
Safety & Security		270,000				270,000	Single Point of Entry
Safety & Security		250,000				250,000	Safety / Security Upgrade
Safety & Security		1,259,000				1,259,000	Fire Alarm
Music & Art		1,013,000				1,013,000	Music Room Renovation and Instruments
Music & Art		885,000				885,000	Replacement of building 15
Music & Art			110,000			110,000	Art Room Renovation and Equipment
Athletics		121,000				121,000	Weight Room Renovation
Renovation		2,644,000				2,644,000	Building Envelope Improvements (Roof, Window, Ext Wall, etc.)
Renovation	33,000					33,000	CAT 6 Data port Upgrade
Renovation		1,466,000				1,466,000	Electrical Improvements
Renovation		6,631,000				6,631,000	HVAC Improvements
Renovation		34,000				34,000	Media Center improvements
Renovation		2,103,750				2,103,750	Replacement of building 16
Renovation	58,000					58,000	Wireless Network Upgrade
Renovation		100,000				100,000	School Choice Enhancement
Renovation		1,689,000				1,689,000	STEM Lab improvements
Renovation		1,928,200				1,928,200	Replacement of building 14
Technology	501,000					501,000	Additional computers to close computer gap
Technology	270,000					270,000	Technology Infrastructure (Servers, Racks, etc.) Upgrade
<b>SMART Sub-Total</b>	<b>862,000</b>	<b>20,393,950</b>	<b>110,000</b>	<b>0</b>	<b>0</b>	<b>21,365,950</b>	

Project	<i>Carryover (2014-15)</i>	Year 1 (2015-16)	Year 2 (2016-17)	Year 3 (2017-18)	Year 4 (2018-19)	Total	Scope
<b>School Total</b>	<b>862,000</b>	<b>20,393,950</b>	<b>110,000</b>	<b>0</b>	<b>0</b>	<b>21,365,950</b>	

# Oakland Park Elementary School

## Adopted District Educational Facilities Plan

Project	<i>Carryover (2014-15)</i>	Year 1 (2015-16)	Year 2 (2016-17)	Year 3 (2017-18)	Year 4 (2018-19)	Total	Scope
<b>There are no ADEFP projects for this location.</b>							

### SMART Program

Project	<i>Carryover (2014-15)</i>	Year 1 (2015-16)	Year 2 (2016-17)	Year 3 (2017-18)	Year 4 (2018-19)	Total	Scope
Safety & Security			50,000			50,000	Fire Alarm
Renovation			975,000			975,000	Building Envelope Improvements (Roof, Window, Ext Wall, etc.)
Renovation		72,000				72,000	Wireless Network Upgrade
Renovation			100,000			100,000	School Choice Enhancement
Renovation			1,191,000			1,191,000	HVAC Improvements
Renovation			845,000			845,000	Electrical Improvements
Renovation		5,000				5,000	CAT 6 Data port Upgrade
Technology		43,000				43,000	Technology Infrastructure (Servers, Racks, etc.) Upgrade
Technology		148,000				148,000	Additional computers to close computer gap
<b>SMART Sub-Total</b>	0	268,000	3,161,000	0	0	3,429,000	

	<i>Carryover (2014-15)</i>	Year 1 (2015-16)	Year 2 (2016-17)	Year 3 (2017-18)	Year 4 (2018-19)	Total	
<b>School Total</b>	0	268,000	3,161,000	0	0	3,429,000	

# Oakridge Elementary School

## Adopted District Educational Facilities Plan

Project	<i>Carryover (2014-15)</i>	Year 1 (2015-16)	Year 2 (2016-17)	Year 3 (2017-18)	Year 4 (2018-19)	Total	Scope
There are no ADEFP projects for this location.							

### SMART Program

Project	<i>Carryover (2014-15)</i>	Year 1 (2015-16)	Year 2 (2016-17)	Year 3 (2017-18)	Year 4 (2018-19)	Total	Scope
Safety & Security	60,000					60,000	Single Point of Entry
Safety & Security	252,000					252,000	Fire Alarm
Renovation		67,000				67,000	Wireless Network Upgrade
Renovation	100,000					100,000	School Choice Enhancement
Renovation	946,000					946,000	Replacement of building 2
Renovation	168,000					168,000	Media Center improvements
Renovation	1,026,000					1,026,000	HVAC Improvements
Renovation		8,000				8,000	CAT 6 Data port Upgrade
Renovation	1,214,000					1,214,000	Building Envelope Improvements (Roof, Window, Ext Wall, etc.)
Technology		13,000				13,000	Technology Infrastructure (Servers, Racks, etc.) Upgrade
Technology		154,000				154,000	Additional computers to close computer gap
<b>SMART Sub-Total</b>	<b>3,766,000</b>	<b>242,000</b>	<b>0</b>	<b>0</b>	<b>0</b>	<b>4,008,000</b>	

	<i>Carryover (2014-15)</i>	Year 1 (2015-16)	Year 2 (2016-17)	Year 3 (2017-18)	Year 4 (2018-19)	Total	
<b>School Total</b>	<b>3,766,000</b>	<b>242,000</b>	<b>0</b>	<b>0</b>	<b>0</b>	<b>4,008,000</b>	



# Olsen Middle School

## Adopted District Educational Facilities Plan

Project	<i>Carryover (2014-15)</i>	Year 1 (2015-16)	Year 2 (2016-17)	Year 3 (2017-18)	Year 4 (2018-19)	Total	Scope
<b>There are no ADEFP projects for this location.</b>							

### SMART Program

Project	<i>Carryover (2014-15)</i>	Year 1 (2015-16)	Year 2 (2016-17)	Year 3 (2017-18)	Year 4 (2018-19)	Total	Scope
Safety & Security			233,000			233,000	Single Point of Entry
Safety & Security			206,000			206,000	Safety / Security Upgrade
Safety & Security	19,000					19,000	Fire Sprinklers
Renovation			130,000			130,000	Wireless Network Upgrade
Renovation			100,000			100,000	School Choice Enhancement
Renovation			203,000			203,000	Media Center improvements
Renovation			3,248,000			3,248,000	HVAC Improvements
Renovation			268,000			268,000	Electrical Improvements
Renovation			15,000			15,000	CAT 6 Data port Upgrade
Renovation			3,129,000			3,129,000	Building Envelope Improvements (Roof, Window, Ext Wall, etc.)
Technology			54,000			54,000	Technology Infrastructure (Servers, Racks, etc.) Upgrade
Technology			125,000			125,000	Additional computers to close computer gap
<b>SMART Sub-Total</b>	19,000	0	7,711,000	0	0	7,730,000	

	<i>Carryover (2014-15)</i>	Year 1 (2015-16)	Year 2 (2016-17)	Year 3 (2017-18)	Year 4 (2018-19)	Total	
<b>School Total</b>	19,000	0	7,711,000	0	0	7,730,000	

## Orange Brook Elementary School

### Adopted District Educational Facilities Plan

Project	<i>Carryover (2014-15)</i>	Year 1 (2015-16)	Year 2 (2016-17)	Year 3 (2017-18)	Year 4 (2018-19)	Total	Scope
There are no ADEFP projects for this location.							

### SMART Program

Project	<i>Carryover (2014-15)</i>	Year 1 (2015-16)	Year 2 (2016-17)	Year 3 (2017-18)	Year 4 (2018-19)	Total	Scope
Renovation		13,000				13,000	CAT 6 Data port Upgrade
Renovation		34,000				34,000	Wireless Network Upgrade
Renovation	100,000					100,000	School Choice Enhancement
Technology		235,000				235,000	Additional computers to close computer gap
SMART Sub-Total	100,000	282,000	0	0	0	382,000	

Project	<i>Carryover (2014-15)</i>	Year 1 (2015-16)	Year 2 (2016-17)	Year 3 (2017-18)	Year 4 (2018-19)	Total	Scope
<b>School Total</b>	100,000	282,000	0	0	0	382,000	

# Oriole Elementary School

## Adopted District Educational Facilities Plan

Project	Carryover (2014-15)	Year 1 (2015-16)	Year 2 (2016-17)	Year 3 (2017-18)	Year 4 (2018-19)	Total	Scope
ADA	745,000					745,000	ADA Restrooms
ADEFP Sub-Total	745,000	0	0	0	0	745,000	

## SMART Program

Project	Carryover (2014-15)	Year 1 (2015-16)	Year 2 (2016-17)	Year 3 (2017-18)	Year 4 (2018-19)	Total	Scope
Safety & Security		11,000				11,000	Fire Sprinklers
Safety & Security		293,000				293,000	Fire Alarm
Renovation	100,000					100,000	School Choice Enhancement
Renovation				255,000		255,000	Media Center improvements
Renovation				1,059,000		1,059,000	HVAC Improvements
Renovation		8,000				8,000	CAT 6 Data port Upgrade
Renovation			813,000			813,000	Building Envelope Improvements (Roof, Window, Ext Wall, etc.)
Renovation		31,000				31,000	Wireless Network Upgrade
Technology		199,000				199,000	Additional computers to close computer gap
Technology		4,000				4,000	Technology Infrastructure (Servers, Racks, etc.) Upgrade
SMART Sub-Total	100,000	546,000	813,000	1,314,000	0	2,773,000	

	Carryover (2014-15)	Year 1 (2015-16)	Year 2 (2016-17)	Year 3 (2017-18)	Year 4 (2018-19)	Total	
<b>School Total</b>	845,000	546,000	813,000	1,314,000	0	3,518,000	

# Palm Cove Elementary School

## Adopted District Educational Facilities Plan

Project	<i>Carryover (2014-15)</i>	Year 1 (2015-16)	Year 2 (2016-17)	Year 3 (2017-18)	Year 4 (2018-19)	Total	Scope
There are no ADEFP projects for this location.							

### SMART Program

Project	<i>Carryover (2014-15)</i>	Year 1 (2015-16)	Year 2 (2016-17)	Year 3 (2017-18)	Year 4 (2018-19)	Total	Scope
Renovation			93,000			93,000	Wireless Network Upgrade
Renovation			100,000			100,000	School Choice Enhancement
Renovation			640,000			640,000	HVAC Improvements
Renovation			21,000			21,000	CAT 6 Data port Upgrade
Renovation			1,572,000			1,572,000	Building Envelope Improvements (Roof, Window, Ext Wall, etc.)
Technology			30,000			30,000	Technology Infrastructure (Servers, Racks, etc.) Upgrade
Technology			144,000			144,000	Additional computers to close computer gap
SMART Sub-Total	0	0	2,600,000	0	0	2,600,000	

Project	<i>Carryover (2014-15)</i>	Year 1 (2015-16)	Year 2 (2016-17)	Year 3 (2017-18)	Year 4 (2018-19)	Total	Scope
<b>School Total</b>	0	0	2,600,000	0	0	2,600,000	

# Palmview Elementary School

## Adopted District Educational Facilities Plan

Project	<i>Carryover (2014-15)</i>	Year 1 (2015-16)	Year 2 (2016-17)	Year 3 (2017-18)	Year 4 (2018-19)	Total	Scope
There are no ADEFP projects for this location.							

### SMART Program

Project	<i>Carryover (2014-15)</i>	Year 1 (2015-16)	Year 2 (2016-17)	Year 3 (2017-18)	Year 4 (2018-19)	Total	Scope
Safety & Security					540,000	540,000	Fire Sprinklers
Renovation					100,000	100,000	School Choice Enhancement
Renovation					297,000	297,000	Media Center improvements
Renovation					2,201,000	2,201,000	HVAC Improvements
Renovation		1,000				1,000	CAT 6 Data port Upgrade
Renovation					914,000	914,000	Building Envelope Improvements (Roof, Window, Ext Wall, etc.)
Renovation		65,000				65,000	Wireless Network Upgrade
Technology		202,000				202,000	Additional computers to close computer gap
Technology		9,000				9,000	Technology Infrastructure (Servers, Racks, etc.) Upgrade
<b>SMART Sub-Total</b>	0	277,000	0	0	4,052,000	4,329,000	

	<i>Carryover (2014-15)</i>	Year 1 (2015-16)	Year 2 (2016-17)	Year 3 (2017-18)	Year 4 (2018-19)	Total	
<b>School Total</b>	0	277,000	0	0	4,052,000	4,329,000	

# Panther Run Elementary School

## Adopted District Educational Facilities Plan

Project	<i>Carryover (2014-15)</i>	Year 1 (2015-16)	Year 2 (2016-17)	Year 3 (2017-18)	Year 4 (2018-19)	Total	Scope
There are no ADEFP projects for this location.							

### SMART Program

Project	<i>Carryover (2014-15)</i>	Year 1 (2015-16)	Year 2 (2016-17)	Year 3 (2017-18)	Year 4 (2018-19)	Total	Scope
Renovation		30,000				30,000	Wireless Network Upgrade
Renovation					100,000	100,000	School Choice Enhancement
Renovation					197,000	197,000	HVAC Improvements
Renovation		14,000				14,000	CAT 6 Data port Upgrade
Renovation					1,237,000	1,237,000	Building Envelope Improvements (Roof, Window, Ext Wall, etc.)
Technology		113,000				113,000	Technology Infrastructure (Servers, Racks, etc.) Upgrade
Technology		148,000				148,000	Additional computers to close computer gap
SMART Sub-Total	0	305,000	0	0	1,534,000	1,839,000	

Project	<i>Carryover (2014-15)</i>	Year 1 (2015-16)	Year 2 (2016-17)	Year 3 (2017-18)	Year 4 (2018-19)	Total	Scope
<b>School Total</b>	0	305,000	0	0	1,534,000	1,839,000	

## Park Lakes Elementary School

### Adopted District Educational Facilities Plan

Project	<i>Carryover (2014-15)</i>	Year 1 (2015-16)	Year 2 (2016-17)	Year 3 (2017-18)	Year 4 (2018-19)	Total	Scope
There are no ADEFP projects for this location.							

### SMART Program

Project	<i>Carryover (2014-15)</i>	Year 1 (2015-16)	Year 2 (2016-17)	Year 3 (2017-18)	Year 4 (2018-19)	Total	Scope
Safety & Security		103,000				103,000	Fire Sprinklers
Music & Art				65,000		65,000	Art Room Renovation and Equipment
Music & Art				186,000		186,000	Music Room Renovation and Instruments
Music & Art				339,000		339,000	Conversion of Existing Space to Music and/or Art Lab(s)
Renovation			110,000			110,000	Wireless Network Upgrade
Renovation			12,000			12,000	CAT 6 Data port Upgrade
Renovation			131,000			131,000	Building Envelope Improvements (Roof, Window, Ext Wall, etc.)
Renovation	100,000					100,000	School Choice Enhancement
Technology			34,000			34,000	Technology Infrastructure (Servers, Racks, etc.) Upgrade
Technology			236,000			236,000	Additional computers to close computer gap
<b>SMART Sub-Total</b>	<b>100,000</b>	<b>103,000</b>	<b>523,000</b>	<b>590,000</b>	<b>0</b>	<b>1,316,000</b>	

	<i>Carryover (2014-15)</i>	Year 1 (2015-16)	Year 2 (2016-17)	Year 3 (2017-18)	Year 4 (2018-19)	Total	
<b>School Total</b>	<b>100,000</b>	<b>103,000</b>	<b>523,000</b>	<b>590,000</b>	<b>0</b>	<b>1,316,000</b>	

# Park Ridge Elementary School

## Adopted District Educational Facilities Plan

Project	<i>Carryover (2014-15)</i>	Year 1 (2015-16)	Year 2 (2016-17)	Year 3 (2017-18)	Year 4 (2018-19)	Total	Scope
There are no ADEFP projects for this location.							

### SMART Program

Project	<i>Carryover (2014-15)</i>	Year 1 (2015-16)	Year 2 (2016-17)	Year 3 (2017-18)	Year 4 (2018-19)	Total	Scope
Safety & Security					294,000	294,000	Fire Alarm
Renovation		61,000				61,000	Wireless Network Upgrade
Renovation					100,000	100,000	School Choice Enhancement
Renovation					268,000	268,000	Media Center improvements
Renovation					876,000	876,000	HVAC Improvements
Renovation		6,000				6,000	CAT 6 Data port Upgrade
Renovation					746,000	746,000	Building Envelope Improvements (Roof, Window, Ext Wall, etc.)
Technology		97,000				97,000	Technology Infrastructure (Servers, Racks, etc.) Upgrade
Technology		147,000				147,000	Additional computers to close computer gap
SMART Sub-Total	0	311,000	0	0	2,284,000	2,595,000	

Project	<i>Carryover (2014-15)</i>	Year 1 (2015-16)	Year 2 (2016-17)	Year 3 (2017-18)	Year 4 (2018-19)	Total	Scope
<b>School Total</b>	0	311,000	0	0	2,284,000	2,595,000	



# Park Springs Elementary School

## Adopted District Educational Facilities Plan

Project	Carryover (2014-15)	Year 1 (2015-16)	Year 2 (2016-17)	Year 3 (2017-18)	Year 4 (2018-19)	Total	Scope
<del>Life Safety</del>	<del>-1,019,700</del>					<del>-1,019,700</del>	<del>Install Fire Alarm</del>
ADEFP Sub-Total	0	0	0	0	0	0	

## SMART Program

Project	Carryover (2014-15)	Year 1 (2015-16)	Year 2 (2016-17)	Year 3 (2017-18)	Year 4 (2018-19)	Total	Scope
<a href="#">Safety &amp; Security</a>					<a href="#">1,034,000</a>	<a href="#">1,034,000</a>	<a href="#">Fire Sprinklers and Fire Alarm</a>
Music & Art					186,000	186,000	Music Room Renovation and Instruments
Music & Art					169,000	169,000	Conversion of Existing Space to Music and/or Art Lab(s)
Renovation		97,000				97,000	Wireless Network Upgrade
Renovation					100,000	100,000	School Choice Enhancement
Renovation					2,440,000	2,440,000	HVAC Improvements
Renovation		19,000				19,000	CAT 6 Data port Upgrade
Renovation					1,242,000	1,242,000	Building Envelope Improvements (Roof, Window, Ext Wall, etc.)
Technology		56,000				56,000	Technology Infrastructure (Servers, Racks, etc.) Upgrade
Technology		258,000				258,000	Additional computers to close computer gap
SMART Sub-Total	0	430,000	0	0	5,171,000	5,601,000	

	Carryover (2014-15)	Year 1 (2015-16)	Year 2 (2016-17)	Year 3 (2017-18)	Year 4 (2018-19)	Total	
<b>School Total</b>	0	430,000	0	0	5,171,000	5,601,000	

## Park Trails Elementary School

### Adopted District Educational Facilities Plan

Project	Carryover (2014-15)	Year 1 (2015-16)	Year 2 (2016-17)	Year 3 (2017-18)	Year 4 (2018-19)	Total	Scope
HVAC	50,000					50,000	Removal and replacement of existing split DX unit in room 103F with roof mounted condensing unit. New unit will provide better climate control for this room which houses IT equipment.
ADEFP Sub-Total	50,000	0	0	0	0	50,000	

### SMART Program

Project	Carryover (2014-15)	Year 1 (2015-16)	Year 2 (2016-17)	Year 3 (2017-18)	Year 4 (2018-19)	Total	Scope
Safety & Security					503,000	503,000	Fire Alarm
Music & Art					186,000	186,000	Music Room Renovation and Instruments
Music & Art					339,000	339,000	Conversion of Existing Space to Music and/or Art Lab(s)
Music & Art					65,000	65,000	Art Room Renovation and Equipment
Renovation		127,000				127,000	Wireless Network Upgrade
Renovation					100,000	100,000	School Choice Enhancement
Renovation					157,000	157,000	HVAC Improvements
Renovation		15,000				15,000	CAT 6 Data port Upgrade
Renovation					1,114,000	1,114,000	Building Envelope Improvements (Roof, Window, Ext Wall, etc.)
Technology		23,000				23,000	Technology Infrastructure (Servers, Racks, etc.) Upgrade
Technology		349,000				349,000	Additional computers to close computer gap
SMART Sub-Total	0	514,000	0	0	2,464,000	2,978,000	

	Carryover (2014-15)	Year 1 (2015-16)	Year 2 (2016-17)	Year 3 (2017-18)	Year 4 (2018-19)	Total	
<b>School Total</b>	50,000	514,000	0	0	2,464,000	3,028,000	

# Parkside Elementary School

## Adopted District Educational Facilities Plan

Project	<i>Carryover (2014-15)</i>	Year 1 (2015-16)	Year 2 (2016-17)	Year 3 (2017-18)	Year 4 (2018-19)	Total	Scope
There are no ADEFP projects for this location.							

### SMART Program

Project	<i>Carryover (2014-15)</i>	Year 1 (2015-16)	Year 2 (2016-17)	Year 3 (2017-18)	Year 4 (2018-19)	Total	Scope
Renovation					100,000	100,000	School Choice Enhancement
Renovation					160,000	160,000	HVAC Improvements
Renovation	8,000					8,000	CAT 6 Data port Upgrade
Renovation					686,000	686,000	Building Envelope Improvements (Roof, Window, Ext Wall, etc.)
Renovation	32,000					32,000	Wireless Network Upgrade
Technology	128,000					128,000	Additional computers to close computer gap
Technology	104,000					104,000	Technology Infrastructure (Servers, Racks, etc.) Upgrade
SMART Sub-Total	272,000	0	0	0	946,000	1,218,000	

	<i>Carryover (2014-15)</i>	Year 1 (2015-16)	Year 2 (2016-17)	Year 3 (2017-18)	Year 4 (2018-19)	Total	
<b>School Total</b>	272,000	0	0	0	946,000	1,218,000	

# Parkway Middle School

## Adopted District Educational Facilities Plan

Project	<i>Carryover (2014-15)</i>	Year 1 (2015-16)	Year 2 (2016-17)	Year 3 (2017-18)	Year 4 (2018-19)	Total	Scope
<del>Building Envelope</del>	<del>-1,620,000-</del>					<del>-1,620,000-</del>	<del>Roof Replacement</del>
ADEFP Sub-Total	0	0	0	0	0	0	

## SMART Program

Project	<i>Carryover (2014-15)</i>	Year 1 (2015-16)	Year 2 (2016-17)	Year 3 (2017-18)	Year 4 (2018-19)	Total	Scope
Safety & Security	45,000					45,000	Fire Sprinklers
Renovation			149,000			149,000	Wireless Network Upgrade
Renovation	100,000					100,000	School Choice Enhancement
Renovation	337,000					337,000	Media Center improvements
Renovation	1,036,000					1,036,000	HVAC Improvements
Renovation			30,000			30,000	CAT 6 Data port Upgrade
<a href="#">Renovation</a>	<a href="#">2,503,000</a>					<a href="#">2,503,000</a>	<a href="#">Building Envelope Improvements (Roof, Window, Ext Wall, etc.)</a>
Technology			9,000			9,000	Technology Infrastructure (Servers, Racks, etc.) Upgrade
SMART Sub-Total	4,021,000	0	188,000	0	0	4,209,000	

	<i>Carryover (2014-15)</i>	Year 1 (2015-16)	Year 2 (2016-17)	Year 3 (2017-18)	Year 4 (2018-19)	Total	
<b>School Total</b>	4,021,000	0	188,000	0	0	4,209,000	

# Pasadena Lakes Elementary School

## Adopted District Educational Facilities Plan

Project	<i>Carryover (2014-15)</i>	<i>Year 1 (2015-16)</i>	<i>Year 2 (2016-17)</i>	<i>Year 3 (2017-18)</i>	<i>Year 4 (2018-19)</i>	Total	Scope
<del>Renovations</del>	<del>-1,337,749-</del>					<del>-1,337,749-</del>	<del>Building Envelope Improvements (Roof, Window, Ext Wall, etc.)</del>
ADEFP Sub-Total	0	0	0	0	0	0	

## SMART Program

Project	<i>Carryover (2014-15)</i>	<i>Year 1 (2015-16)</i>	<i>Year 2 (2016-17)</i>	<i>Year 3 (2017-18)</i>	<i>Year 4 (2018-19)</i>	Total	Scope
Safety & Security	742,000					742,000	Fire Sprinklers
Renovation			81,000			81,000	Wireless Network Upgrade
Renovation	100,000					100,000	School Choice Enhancement
Renovation	323,000					323,000	Media Center improvements
Renovation	1,638,000					1,638,000	HVAC Improvements
Renovation			12,000			12,000	CAT 6 Data port Upgrade
<u>Renovation</u>	<u>1,320,000</u>					<u>1,320,000</u>	<u>Building Envelope Improvements (Roof, Window, Ext Wall, etc.)</u>
Technology			17,000			17,000	Technology Infrastructure (Servers, Racks, etc.) Upgrade
Technology			59,000			59,000	Additional computers to close computer gap
SMART Sub-Total	4,123,000	0	169,000	0	0	4,292,000	

	<i>Carryover (2014-15)</i>	<i>Year 1 (2015-16)</i>	<i>Year 2 (2016-17)</i>	<i>Year 3 (2017-18)</i>	<i>Year 4 (2018-19)</i>	Total	
<b>School Total</b>	4,123,000	0	169,000	0	0	4,292,000	

# Pembroke Lakes Elementary School

## Adopted District Educational Facilities Plan

Project	<i>Carryover (2014-15)</i>	Year 1 (2015-16)	Year 2 (2016-17)	Year 3 (2017-18)	Year 4 (2018-19)	Total	Scope
There are no ADEFP projects for this location.							

### SMART Program

Project	<i>Carryover (2014-15)</i>	Year 1 (2015-16)	Year 2 (2016-17)	Year 3 (2017-18)	Year 4 (2018-19)	Total	Scope
Safety & Security			294,000			294,000	Fire Alarm
Renovation	69,000					69,000	Wireless Network Upgrade
Renovation			100,000			100,000	School Choice Enhancement
Renovation			277,000			277,000	Media Center improvements
Renovation			963,000			963,000	HVAC Improvements
Renovation	15,000					15,000	CAT 6 Data port Upgrade
Renovation			1,020,000			1,020,000	Building Envelope Improvements (Roof, Window, Ext Wall, etc.)
Technology	51,000					51,000	Technology Infrastructure (Servers, Racks, etc.) Upgrade
Technology	90,000					90,000	Additional computers to close computer gap
<b>SMART Sub-Total</b>	<b>225,000</b>	<b>0</b>	<b>2,654,000</b>	<b>0</b>	<b>0</b>	<b>2,879,000</b>	

	<i>Carryover (2014-15)</i>	Year 1 (2015-16)	Year 2 (2016-17)	Year 3 (2017-18)	Year 4 (2018-19)	Total	
<b>School Total</b>	<b>225,000</b>	<b>0</b>	<b>2,654,000</b>	<b>0</b>	<b>0</b>	<b>2,879,000</b>	

# Pembroke Pines Elementary School

## Adopted District Educational Facilities Plan

Project	<i>Carryover (2014-15)</i>	Year 1 (2015-16)	Year 2 (2016-17)	Year 3 (2017-18)	Year 4 (2018-19)	Total	Scope
There are no ADEFP projects for this location.							

### SMART Program

Project	<i>Carryover (2014-15)</i>	Year 1 (2015-16)	Year 2 (2016-17)	Year 3 (2017-18)	Year 4 (2018-19)	Total	Scope
Safety & Security			134,000			134,000	Safety / Security Upgrade
Renovation		62,000				62,000	Wireless Network Upgrade
Renovation			100,000			100,000	School Choice Enhancement
Renovation			281,000			281,000	Media Center improvements
Renovation			2,195,000			2,195,000	HVAC Improvements
Renovation			237,000			237,000	Electrical Improvements
Renovation		13,000				13,000	CAT 6 Data port Upgrade
Renovation			1,062,000			1,062,000	Building Envelope Improvements (Roof, Window, Ext Wall, etc.)
Technology		109,000				109,000	Additional computers to close computer gap
<b>SMART Sub-Total</b>	0	184,000	4,009,000	0	0	4,193,000	

	<i>Carryover (2014-15)</i>	Year 1 (2015-16)	Year 2 (2016-17)	Year 3 (2017-18)	Year 4 (2018-19)	Total	
<b>School Total</b>	0	184,000	4,009,000	0	0	4,193,000	

# Perry, Annabel C. Elementary School

## Adopted District Educational Facilities Plan

Project	<i>Carryover (2014-15)</i>	Year 1 (2015-16)	Year 2 (2016-17)	Year 3 (2017-18)	Year 4 (2018-19)	Total	Scope
There are no ADEFP projects for this location.							

### SMART Program

Project	<i>Carryover (2014-15)</i>	Year 1 (2015-16)	Year 2 (2016-17)	Year 3 (2017-18)	Year 4 (2018-19)	Total	Scope
Safety & Security		18,000				18,000	Fire Sprinklers
Safety & Security		293,000				293,000	Fire Alarm
Renovation		14,000				14,000	CAT 6 Data port Upgrade
Renovation			967,000			967,000	Building Envelope Improvements (Roof, Window, Ext Wall, etc.)
Renovation		93,000				93,000	Wireless Network Upgrade
Renovation	100,000					100,000	School Choice Enhancement
Renovation				323,000		323,000	Media Center improvements
Renovation	1,170,000					1,170,000	HVAC Improvements
Renovation			294,000			294,000	Electrical Improvements
Technology		162,000				162,000	Additional computers to close computer gap
Technology		44,000				44,000	Technology Infrastructure (Servers, Racks, etc.) Upgrade
<b>SMART Sub-Total</b>	<b>1,270,000</b>	<b>624,000</b>	<b>1,261,000</b>	<b>323,000</b>	<b>0</b>	<b>3,478,000</b>	

	<i>Carryover (2014-15)</i>	Year 1 (2015-16)	Year 2 (2016-17)	Year 3 (2017-18)	Year 4 (2018-19)	Total	
<b>School Total</b>	<b>1,270,000</b>	<b>624,000</b>	<b>1,261,000</b>	<b>323,000</b>	<b>0</b>	<b>3,478,000</b>	



# Perry, Henry D. Middle School

## Adopted District Educational Facilities Plan

Project	<i>Carryover (2014-15)</i>	Year 1 (2015-16)	Year 2 (2016-17)	Year 3 (2017-18)	Year 4 (2018-19)	Total	Scope
There are no ADEFP projects for this location.							

### SMART Program

Project	<i>Carryover (2014-15)</i>	Year 1 (2015-16)	Year 2 (2016-17)	Year 3 (2017-18)	Year 4 (2018-19)	Total	Scope
Safety & Security				15,000		15,000	Fire Sprinklers
Safety & Security				461,000		461,000	Fire Alarm
Renovation			110,000			110,000	Wireless Network Upgrade
Renovation				100,000		100,000	School Choice Enhancement
Renovation				3,186,000		3,186,000	HVAC Improvements
Renovation			29,000			29,000	CAT 6 Data port Upgrade
Renovation				2,145,000		2,145,000	Building Envelope Improvements (Roof, Window, Ext Wall, etc.)
Technology			9,000			9,000	Technology Infrastructure (Servers, Racks, etc.) Upgrade
Technology			64,000			64,000	Additional computers to close computer gap
<b>SMART Sub-Total</b>	0	0	212,000	5,907,000	0	6,119,000	

Project	<i>Carryover (2014-15)</i>	Year 1 (2015-16)	Year 2 (2016-17)	Year 3 (2017-18)	Year 4 (2018-19)	Total	Scope
<b>School Total</b>	0	0	212,000	5,907,000	0	6,119,000	

# Peters Elementary School

## Adopted District Educational Facilities Plan

Project	<i>Carryover (2014-15)</i>	Year 1 (2015-16)	Year 2 (2016-17)	Year 3 (2017-18)	Year 4 (2018-19)	Total	Scope
There are no ADEFP projects for this location.							

### SMART Program

Project	<i>Carryover (2014-15)</i>	Year 1 (2015-16)	Year 2 (2016-17)	Year 3 (2017-18)	Year 4 (2018-19)	Total	Scope
Safety & Security				455,000		455,000	Fire Sprinklers
Safety & Security				252,000		252,000	Fire Alarm
Renovation		90,000				90,000	Wireless Network Upgrade
Renovation				100,000		100,000	School Choice Enhancement
Renovation				242,000		242,000	Media Center improvements
Renovation				219,000		219,000	HVAC Improvements
Renovation		12,000				12,000	CAT 6 Data port Upgrade
Renovation				1,870,000		1,870,000	Building Envelope Improvements (Roof, Window, Ext Wall, etc.)
Technology		154,000				154,000	Additional computers to close computer gap
<b>SMART Sub-Total</b>	0	256,000	0	3,138,000	0	3,394,000	

	<i>Carryover (2014-15)</i>	Year 1 (2015-16)	Year 2 (2016-17)	Year 3 (2017-18)	Year 4 (2018-19)	Total
<b>School Total</b>	0	256,000	0	3,138,000	0	3,394,000

# Pine Ridge Education Center

## Adopted District Educational Facilities Plan

Project	<i>Carryover (2014-15)</i>	Year 1 (2015-16)	Year 2 (2016-17)	Year 3 (2017-18)	Year 4 (2018-19)	Total	Scope
There are no ADEFP projects for this location.							

### SMART Program

Project	<i>Carryover (2014-15)</i>	Year 1 (2015-16)	Year 2 (2016-17)	Year 3 (2017-18)	Year 4 (2018-19)	Total	Scope
Renovation			16,000			16,000	Wireless Network Upgrade
Renovation	100,000					100,000	School Choice Enhancement
Renovation				74,000		74,000	HVAC Improvements
Renovation			3,000			3,000	CAT 6 Data port Upgrade
SMART Sub-Total	100,000	0	19,000	74,000	0	193,000	

Project	<i>Carryover (2014-15)</i>	Year 1 (2015-16)	Year 2 (2016-17)	Year 3 (2017-18)	Year 4 (2018-19)	Total	Scope
<b>School Total</b>	100,000	0	19,000	74,000	0	193,000	

# Pines Lakes Elementary School

## Adopted District Educational Facilities Plan

Project	<i>Carryover (2014-15)</i>	Year 1 (2015-16)	Year 2 (2016-17)	Year 3 (2017-18)	Year 4 (2018-19)	Total	Scope
There are no ADEFP projects for this location.							

### SMART Program

Project	<i>Carryover (2014-15)</i>	Year 1 (2015-16)	Year 2 (2016-17)	Year 3 (2017-18)	Year 4 (2018-19)	Total	Scope
Safety & Security				662,000		662,000	Fire Sprinklers
Renovation				270,000		270,000	Building Envelope Improvements (Roof, Window, Ext Wall, etc.)
Renovation		71,000				71,000	Wireless Network Upgrade
Renovation				100,000		100,000	School Choice Enhancement
Renovation				156,000		156,000	Media Center improvements
Renovation				395,000		395,000	HVAC Improvements
Renovation		10,000				10,000	CAT 6 Data port Upgrade
Technology		160,000				160,000	Additional computers to close computer gap
SMART Sub-Total	0	241,000	0	1,583,000	0	1,824,000	

	<i>Carryover (2014-15)</i>	Year 1 (2015-16)	Year 2 (2016-17)	Year 3 (2017-18)	Year 4 (2018-19)	Total	
<b>School Total</b>	0	241,000	0	1,583,000	0	1,824,000	

# Pines Middle School

## Adopted District Educational Facilities Plan

Project	<i>Carryover (2014-15)</i>	Year 1 (2015-16)	Year 2 (2016-17)	Year 3 (2017-18)	Year 4 (2018-19)	Total	Scope
There are no ADEFP projects for this location.							

### SMART Program

Project	<i>Carryover (2014-15)</i>	Year 1 (2015-16)	Year 2 (2016-17)	Year 3 (2017-18)	Year 4 (2018-19)	Total	Scope
Renovation					290,000	290,000	HVAC Improvements
Renovation					100,000	100,000	School Choice Enhancement
Renovation			18,000			18,000	CAT 6 Data port Upgrade
Renovation					105,000	105,000	Building Envelope Improvements (Roof, Window, Ext Wall, etc.)
Technology			244,000			244,000	Additional computers to close computer gap
SMART Sub-Total	0	0	262,000	0	495,000	757,000	

	<i>Carryover (2014-15)</i>	Year 1 (2015-16)	Year 2 (2016-17)	Year 3 (2017-18)	Year 4 (2018-19)	Total	
<b>School Total</b>	0	0	262,000	0	495,000	757,000	

# Pinewood Elementary School

## Adopted District Educational Facilities Plan

Project	<i>Carryover (2014-15)</i>	Year 1 (2015-16)	Year 2 (2016-17)	Year 3 (2017-18)	Year 4 (2018-19)	Total	Scope
<b>There are no ADEFP projects for this location.</b>							

### SMART Program

Project	<i>Carryover (2014-15)</i>	Year 1 (2015-16)	Year 2 (2016-17)	Year 3 (2017-18)	Year 4 (2018-19)	Total	Scope
Safety & Security		732,000				732,000	Fire Sprinklers
Renovation		862,000				862,000	Building Envelope Improvements (Roof, Window, Ext Wall, etc.)
Renovation			90,000			90,000	Wireless Network Upgrade
Renovation	100,000					100,000	School Choice Enhancement
Renovation				192,000		192,000	Media Center improvements
Renovation					122,000	122,000	HVAC Improvements
Renovation			14,000			14,000	CAT 6 Data port Upgrade
Technology			8,000			8,000	Technology Infrastructure (Servers, Racks, etc.) Upgrade
Technology			88,000			88,000	Additional computers to close computer gap
<b>SMART Sub-Total</b>	100,000	1,594,000	200,000	192,000	122,000	2,208,000	

Project	<i>Carryover (2014-15)</i>	Year 1 (2015-16)	Year 2 (2016-17)	Year 3 (2017-18)	Year 4 (2018-19)	Total	Scope
<b>School Total</b>	100,000	1,594,000	200,000	192,000	122,000	2,208,000	

# Pioneer Middle School

## Adopted District Educational Facilities Plan

Project	Carryover (2014-15)	Year 1 (2015-16)	Year 2 (2016-17)	Year 3 (2017-18)	Year 4 (2018-19)	Total	Scope
Life Safety	1,550,000					1,550,000	Fire Sprinkler Protection. Upgrade lighting to T8 and Emergency Lighting
ADEFP Sub-Total	1,550,000	0	0	0	0	1,550,000	

## SMART Program

Project	Carryover (2014-15)	Year 1 (2015-16)	Year 2 (2016-17)	Year 3 (2017-18)	Year 4 (2018-19)	Total	Scope
Safety & Security			86,000			86,000	Safety / Security Upgrade
Athletics			70,000			70,000	Track Resurfacing
Renovation			2,018,000			2,018,000	Building Envelope Improvements (Roof, Window, Ext Wall, etc.)
Renovation			100,000			100,000	School Choice Enhancement
Renovation			633,000			633,000	Media Center improvements
Renovation			4,011,000			4,011,000	HVAC Improvements
Renovation	19,000					19,000	CAT 6 Data port Upgrade
Technology	275,000					275,000	Technology Infrastructure (Servers, Racks, etc.) Upgrade
Technology	263,000					263,000	Additional computers to close computer gap
SMART Sub-Total	557,000	0	6,918,000	0	0	7,475,000	

	Carryover (2014-15)	Year 1 (2015-16)	Year 2 (2016-17)	Year 3 (2017-18)	Year 4 (2018-19)	Total	
<b>School Total</b>	2,107,000	0	6,918,000	0	0	9,025,000	

# Piper Senior High School

## Adopted District Educational Facilities Plan

Project	<i>Carryover (2014-15)</i>	Year 1 (2015-16)	Year 2 (2016-17)	Year 3 (2017-18)	Year 4 (2018-19)	Total	Scope
There are no ADEFP projects for this location.							

### SMART Program

Project	<i>Carryover (2014-15)</i>	Year 1 (2015-16)	Year 2 (2016-17)	Year 3 (2017-18)	Year 4 (2018-19)	Total	Scope
Safety & Security	540,000					540,000	Single Point of Entry
Safety & Security	212,000					212,000	Safety / Security Upgrade
Safety & Security	494,000					494,000	Fire Sprinklers
Athletics	121,000					121,000	Weight Room Renovation
Renovation	106,000					106,000	Wireless Network Upgrade
Renovation	2,319,000					2,319,000	STEM Lab improvements
Renovation	100,000					100,000	School Choice Enhancement
Renovation	693,000					693,000	Media Center improvements
Renovation	6,161,000					6,161,000	HVAC Improvements
Renovation	266,000					266,000	Electrical Improvements
Renovation	29,000					29,000	CAT 6 Data port Upgrade
Renovation	4,236,000					4,236,000	Building Envelope Improvements (Roof, Window, Ext Wall, etc.)
Technology	488,000					488,000	Technology Infrastructure (Servers, Racks, etc.) Upgrade
Technology	460,000					460,000	Additional computers to close computer gap
<b>SMART Sub-Total</b>	<b>16,225,000</b>	<b>0</b>	<b>0</b>	<b>0</b>	<b>0</b>	<b>16,225,000</b>	

	<i>Carryover (2014-15)</i>	Year 1 (2015-16)	Year 2 (2016-17)	Year 3 (2017-18)	Year 4 (2018-19)	Total	
<b>School Total</b>	<b>16,225,000</b>	<b>0</b>	<b>0</b>	<b>0</b>	<b>0</b>	<b>16,225,000</b>	



# Plantation Elementary School

## Adopted District Educational Facilities Plan

Project	<i>Carryover (2014-15)</i>	Year 1 (2015-16)	Year 2 (2016-17)	Year 3 (2017-18)	Year 4 (2018-19)	Total	Scope
There are no ADEFP projects for this location.							

### SMART Program

Project	<i>Carryover (2014-15)</i>	Year 1 (2015-16)	Year 2 (2016-17)	Year 3 (2017-18)	Year 4 (2018-19)	Total	Scope
Renovation			76,000			76,000	Wireless Network Upgrade
Renovation	100,000					100,000	School Choice Enhancement
Renovation					145,000	145,000	HVAC Improvements
Renovation			12,000			12,000	CAT 6 Data port Upgrade
Technology			8,000			8,000	Technology Infrastructure (Servers, Racks, etc.) Upgrade
Technology			92,000			92,000	Additional computers to close computer gap
SMART Sub-Total	100,000	0	188,000	0	145,000	433,000	

	<i>Carryover (2014-15)</i>	Year 1 (2015-16)	Year 2 (2016-17)	Year 3 (2017-18)	Year 4 (2018-19)	Total	
<b>School Total</b>	100,000	0	188,000	0	145,000	433,000	

# Plantation Middle School

## Adopted District Educational Facilities Plan

Project	<i>Carryover (2014-15)</i>	Year 1 (2015-16)	Year 2 (2016-17)	Year 3 (2017-18)	Year 4 (2018-19)	Total	Scope
There are no ADEFP projects for this location.							

### SMART Program

Project	<i>Carryover (2014-15)</i>	Year 1 (2015-16)	Year 2 (2016-17)	Year 3 (2017-18)	Year 4 (2018-19)	Total	Scope
Safety & Security		585,000				585,000	Fire Sprinklers
Renovation		235,000				235,000	HVAC Improvements
Renovation		277,000				277,000	Electrical Improvements
Renovation			16,000			16,000	CAT 6 Data port Upgrade
Renovation		1,796,000				1,796,000	Building Envelope Improvements (Roof, Window, Ext Wall, etc.)
Renovation			122,000			122,000	Wireless Network Upgrade
Renovation		100,000				100,000	School Choice Enhancement
Renovation		555,000				555,000	Media Center improvements
Technology			139,000			139,000	Additional computers to close computer gap
Technology			2,000			2,000	Technology Infrastructure (Servers, Racks, etc.) Upgrade
<b>SMART Sub-Total</b>	0	3,548,000	279,000	0	0	3,827,000	

Project	<i>Carryover (2014-15)</i>	Year 1 (2015-16)	Year 2 (2016-17)	Year 3 (2017-18)	Year 4 (2018-19)	Total	Scope
<b>School Total</b>	0	3,548,000	279,000	0	0	3,827,000	

# Plantation Park Elementary School

## Adopted District Educational Facilities Plan

Project	<i>Carryover (2014-15)</i>	Year 1 (2015-16)	Year 2 (2016-17)	Year 3 (2017-18)	Year 4 (2018-19)	Total	Scope
<b>There are no ADEFP projects for this location.</b>							

### SMART Program

Project	<i>Carryover (2014-15)</i>	Year 1 (2015-16)	Year 2 (2016-17)	Year 3 (2017-18)	Year 4 (2018-19)	Total	Scope
Safety & Security					294,000	294,000	Fire Alarm
Renovation					817,000	817,000	Building Envelope Improvements (Roof, Window, Ext Wall, etc.)
Renovation			58,000			58,000	Wireless Network Upgrade
Renovation					100,000	100,000	School Choice Enhancement
Renovation					156,000	156,000	Media Center improvements
Renovation					716,000	716,000	HVAC Improvements
Renovation			14,000			14,000	CAT 6 Data port Upgrade
Technology			47,000			47,000	Technology Infrastructure (Servers, Racks, etc.) Upgrade
Technology			90,000			90,000	Additional computers to close computer gap
<b>SMART Sub-Total</b>	0	0	209,000	0	2,083,000	2,292,000	

Project	<i>Carryover (2014-15)</i>	Year 1 (2015-16)	Year 2 (2016-17)	Year 3 (2017-18)	Year 4 (2018-19)	Total	Scope
<b>School Total</b>	0	0	209,000	0	2,083,000	2,292,000	

# Plantation Senior High School

## Adopted District Educational Facilities Plan

Project	Carryover (2014-15)	Year 1 (2015-16)	Year 2 (2016-17)	Year 3 (2017-18)	Year 4 (2018-19)	Total	Scope
Canopy	137,435					137,435	Construction of a new aluminum canopy in accordance with SBBC design criteria and building codes. Scope of work includes, but is not limited to, all site and underground utilities demolition, site work, underground utilities, concrete, electrical and lighting protection as required for the outdoor dining area.
Re-Roof	40,500					40,500	Replace existing roofing with a new roofing system. Reroofing of existing building #12 including, but not limited to all demolition of roofing materials as required remove existing roofing and correction of any deficiencies required to repair the substrates. Furnish and install SBS modified roofing system.
ADEFP Sub-Total	177,935	0	0	0	0	177,935	

## SMART Program

Project	Carryover (2014-15)	Year 1 (2015-16)	Year 2 (2016-17)	Year 3 (2017-18)	Year 4 (2018-19)	Total	Scope
Safety & Security				57,000		57,000	Safety / Security Upgrade
Safety & Security				1,978,000		1,978,000	Fire Sprinklers
Music & Art				1,192,000		1,192,000	Replace Building 2
Athletics			300,000			300,000	Track Resurfacing
Athletics				121,000		121,000	Weight Room Renovation
Renovation		224,000				224,000	Wireless Network Upgrade
Renovation				1,913,000		1,913,000	STEM Lab improvements
Renovation				100,000		100,000	School Choice Enhancement
Renovation				772,000		772,000	Media Center improvements
Renovation				6,312,000		6,312,000	HVAC Improvements
Renovation		13,000				13,000	CAT 6 Data port Upgrade
Renovation				2,725,000		2,725,000	Building Envelope Improvements (Roof, Window, Ext Wall, etc.)
Technology		9,000				9,000	Technology Infrastructure (Servers, Racks, etc.) Upgrade
Technology		503,000				503,000	Additional computers to close computer gap

# Plantation Senior High School

SMART Sub-Total	0	749,000	300,000	15,170,000	0	16,219,000
-----------------	---	---------	---------	------------	---	------------

	<i>Carryover (2014-15)</i>	<i>Year 1 (2015-16)</i>	<i>Year 2 (2016-17)</i>	<i>Year 3 (2017-18)</i>	<i>Year 4 (2018-19)</i>	<i>Total</i>
--	--------------------------------	-----------------------------	-----------------------------	-----------------------------	-----------------------------	--------------

<b>School Total</b>	177,935	749,000	300,000	15,170,000	0	16,396,935
---------------------	---------	---------	---------	------------	---	------------

# Pompano Beach Elementary School

## Adopted District Educational Facilities Plan

Project	<i>Carryover</i> <i>(2014-15)</i>	Year 1 <i>(2015-16)</i>	Year 2 <i>(2016-17)</i>	Year 3 <i>(2017-18)</i>	Year 4 <i>(2018-19)</i>	Total	Scope
There are no ADEFP projects for this location.							

### SMART Program

Project	<i>Carryover</i> <i>(2014-15)</i>	Year 1 <i>(2015-16)</i>	Year 2 <i>(2016-17)</i>	Year 3 <i>(2017-18)</i>	Year 4 <i>(2018-19)</i>	Total	Scope
Safety & Security		639,000				639,000	Fire Sprinklers
Safety & Security		251,000				251,000	Fire Alarm
Renovation		60,000				60,000	Wireless Network Upgrade
Renovation		100,000				100,000	School Choice Enhancement
Renovation		1,200,000				1,200,000	Replacement of building 3
Renovation		1,903,000				1,903,000	HVAC Improvements
Renovation		250,000				250,000	Electrical Improvements
Renovation		12,000				12,000	CAT 6 Data port Upgrade
Renovation		981,000				981,000	Building Envelope Improvements (Roof, Window, Ext Wall, etc.)
Technology		133,000				133,000	Additional computers to close computer gap
SMART Sub-Total	0	5,529,000	0	0	0	5,529,000	

Project	<i>Carryover</i> <i>(2014-15)</i>	Year 1 <i>(2015-16)</i>	Year 2 <i>(2016-17)</i>	Year 3 <i>(2017-18)</i>	Year 4 <i>(2018-19)</i>	Total	Scope
<b>School Total</b>	0	5,529,000	0	0	0	5,529,000	

[This page intentionally left blank]

# Pompano Beach Middle School

## Adopted District Educational Facilities Plan

Project	Carryover (2014-15)	Year 1 (2015-16)	Year 2 (2016-17)	Year 3 (2017-18)	Year 4 (2018-19)	Total	Scope
<del>Renovations</del>	<del>-718,151</del>					<del>-718,151</del>	<del>Building Envelope Improvements (Roof, Window, Ext Wall, etc.)</del>
<del>Re-Roof</del>	<del>-2,295,000</del>					<del>-2,295,000</del>	<del>Install new SBS Modified roof and accessories to replace roofing existing on Buildings 1, 2, 3, 5 and 8 including canopies (excluding aluminum canopies). Repair/replace roof mounted equipment and strands as required. Remove/replace roof mounted electrical wiring and conduits, chilled water supply, return stands, and piping. Install lighting protection system.</del>
<del>Safety &amp; Security</del>	<del>-722,314</del>					<del>-722,314</del>	<del>Fire Sprinklers</del>
<del>Safety &amp; Security</del>	<del>-418,725</del>					<del>-418,725</del>	<del>Fire Alarm</del>
ADEFP Sub-Total	0	0	0	0	0	0	

## SMART Program

Project	Carryover (2014-15)	Year 1 (2015-16)	Year 2 (2016-17)	Year 3 (2017-18)	Year 4 (2018-19)	Total	Scope
<a href="#">Safety &amp; Security</a>	<a href="#">722,000</a>					<a href="#">722,000</a>	<a href="#">Fire Sprinklers</a>
<a href="#">Safety &amp; Security</a>	<a href="#">419,000</a>					<a href="#">419,000</a>	<a href="#">Fire Alarm</a>
Renovation			99,000			99,000	Wireless Network Upgrade
Renovation	100,000					100,000	School Choice Enhancement
<a href="#">Renovation</a>	<a href="#">2,295,000</a>					<a href="#">2,295,000</a>	<a href="#">Install new SBS Modified roof and accessories to replace roofing existing on Buildings 1, 2, 3, 5 and 8 including canopies (excluding aluminum canopies). Repair/replace roof mounted equipment and strands as required. Remove/replace roof mounted electrical wiring and conduits, chilled water supply, return stands, and piping. Install lighting protection system.</a>
Renovation	797,000					797,000	Replacement of building 5
Renovation	484,000					484,000	Media Center improvements
Renovation	2,609,000					2,609,000	HVAC Improvements
Renovation			24,000			24,000	CAT 6 Data port Upgrade



# Pompano Beach Middle School

<a href="#">Renovation</a>	<a href="#">758,000</a>					<a href="#">758,000</a>	<a href="#">Building Envelope Improvements (Roof, Window, Ext Wall, etc.)</a>
Technology			170,000			170,000	Additional computers to close computer gap
SMART Sub-Total	8,184,000	0	293,000	0	0	8,477,000	

	<i>Carryover (2014-15)</i>	<i>Year 1 (2015-16)</i>	<i>Year 2 (2016-17)</i>	<i>Year 3 (2017-18)</i>	<i>Year 4 (2018-19)</i>	<i>Total</i>
<b>School Total</b>	8,184,000	0	293,000	0	0	8,477,000

# Pompano Beach Senior High School

## Adopted District Educational Facilities Plan

Project	<i>Carryover (2014-15)</i>	Year 1 (2015-16)	Year 2 (2016-17)	Year 3 (2017-18)	Year 4 (2018-19)	Total	Scope
There are no ADEFP projects for this location.							

### SMART Program

Project	<i>Carryover (2014-15)</i>	Year 1 (2015-16)	Year 2 (2016-17)	Year 3 (2017-18)	Year 4 (2018-19)	Total	Scope
Safety & Security					914,000	914,000	Fire Sprinklers
Safety & Security					270,000	270,000	Single Point of Entry
Music & Art					337,000	337,000	Conversion of Existing Space to Music and/or Art Lab(s)
Music & Art					110,000	110,000	Art Room Renovation and Equipment
Athletics		300,000				300,000	Track Resurfacing
Athletics					121,000	121,000	Weight Room Renovation
Renovation					100,000	100,000	School Choice Enhancement
Renovation					815,000	815,000	HVAC Improvements
Renovation	22,000					22,000	CAT 6 Data port Upgrade
Renovation					468,000	468,000	Building Envelope Improvements (Roof, Window, Ext Wall, etc.)
Technology	209,000					209,000	Additional computers to close computer gap
Technology	255,000					255,000	Technology Infrastructure (Servers, Racks, etc.) Upgrade
<b>SMART Sub-Total</b>	<b>486,000</b>	<b>300,000</b>	<b>0</b>	<b>0</b>	<b>3,135,000</b>	<b>3,921,000</b>	

Project	<i>Carryover (2014-15)</i>	Year 1 (2015-16)	Year 2 (2016-17)	Year 3 (2017-18)	Year 4 (2018-19)	Total	Scope
<b>School Total</b>	<b>486,000</b>	<b>300,000</b>	<b>0</b>	<b>0</b>	<b>3,135,000</b>	<b>3,921,000</b>	

# Quiet Waters Elementary School

## Adopted District Educational Facilities Plan

Project	<i>Carryover (2014-15)</i>	Year 1 (2015-16)	Year 2 (2016-17)	Year 3 (2017-18)	Year 4 (2018-19)	Total	Scope
There are no ADEFP projects for this location.							

### SMART Program

Project	<i>Carryover (2014-15)</i>	Year 1 (2015-16)	Year 2 (2016-17)	Year 3 (2017-18)	Year 4 (2018-19)	Total	Scope
Safety & Security		737,000				737,000	Fire Sprinklers
Music & Art		186,000				186,000	Music Room Renovation and Instruments
Music & Art		339,000				339,000	Conversion of Existing Space to Music and/or Art Lab(s)
Music & Art		65,000				65,000	Art Room Renovation and Equipment
Renovation	57,000					57,000	Wireless Network Upgrade
Renovation		100,000				100,000	School Choice Enhancement
Renovation		2,116,000				2,116,000	HVAC Improvements
Renovation	15,000					15,000	CAT 6 Data port Upgrade
Renovation		1,228,000				1,228,000	Building Envelope Improvements (Roof, Window, Ext Wall, etc.)
Technology	153,000					153,000	Technology Infrastructure (Servers, Racks, etc.) Upgrade
Technology	257,000					257,000	Additional computers to close computer gap
<b>SMART Sub-Total</b>	<b>482,000</b>	<b>4,771,000</b>	<b>0</b>	<b>0</b>	<b>0</b>	<b>5,253,000</b>	

	<i>Carryover (2014-15)</i>	Year 1 (2015-16)	Year 2 (2016-17)	Year 3 (2017-18)	Year 4 (2018-19)	Total	
<b>School Total</b>	<b>482,000</b>	<b>4,771,000</b>	<b>0</b>	<b>0</b>	<b>0</b>	<b>5,253,000</b>	

# Ramblewood Elementary School

## Adopted District Educational Facilities Plan

Project	<i>Carryover (2014-15)</i>	Year 1 (2015-16)	Year 2 (2016-17)	Year 3 (2017-18)	Year 4 (2018-19)	Total	Scope
There are no ADEFP projects for this location.							

### SMART Program

Project	<i>Carryover (2014-15)</i>	Year 1 (2015-16)	Year 2 (2016-17)	Year 3 (2017-18)	Year 4 (2018-19)	Total	Scope
Safety & Security		702,000				702,000	Fire Sprinklers
Athletics		6,000				6,000	PE/Athletic Improvements
Renovation		90,000				90,000	Wireless Network Upgrade
Renovation		100,000				100,000	School Choice Enhancement
Renovation		170,000				170,000	Media Center improvements
Renovation		1,492,000				1,492,000	HVAC Improvements
Renovation		16,000				16,000	CAT 6 Data port Upgrade
Renovation		490,000				490,000	Building Envelope Improvements (Roof, Window, Ext Wall, etc.)
Technology		17,000				17,000	Technology Infrastructure (Servers, Racks, etc.) Upgrade
Technology		179,000				179,000	Additional computers to close computer gap
<b>SMART Sub-Total</b>	0	3,262,000	0	0	0	3,262,000	

	<i>Carryover (2014-15)</i>	Year 1 (2015-16)	Year 2 (2016-17)	Year 3 (2017-18)	Year 4 (2018-19)	Total	
<b>School Total</b>	0	3,262,000	0	0	0	3,262,000	

# Ramblewood Middle School

## Adopted District Educational Facilities Plan

Project	<i>Carryover (2014-15)</i>	Year 1 (2015-16)	Year 2 (2016-17)	Year 3 (2017-18)	Year 4 (2018-19)	Total	Scope
There are no ADEFP projects for this location.							

### SMART Program

Project	<i>Carryover (2014-15)</i>	Year 1 (2015-16)	Year 2 (2016-17)	Year 3 (2017-18)	Year 4 (2018-19)	Total	Scope
Safety & Security			1,207,000			1,207,000	Fire Sprinklers
Safety & Security			50,000			50,000	Safety / Security Upgrade
Renovation			456,000			456,000	Media Center improvements
Renovation			222,000			222,000	HVAC Improvements
Renovation			452,000			452,000	Electrical Improvements
Renovation			10,000			10,000	CAT 6 Data port Upgrade
Renovation			58,000			58,000	Wireless Network Upgrade
Renovation			100,000			100,000	School Choice Enhancement
Renovation			2,157,000			2,157,000	Building Envelope Improvements (Roof, Window, Ext Wall, etc.)
Technology			183,000			183,000	Additional computers to close computer gap
Technology			170,000			170,000	Technology Infrastructure (Servers, Racks, etc.) Upgrade
<b>SMART Sub-Total</b>	0	0	5,065,000	0	0	5,065,000	

Project	<i>Carryover (2014-15)</i>	Year 1 (2015-16)	Year 2 (2016-17)	Year 3 (2017-18)	Year 4 (2018-19)	Total	Scope
<b>School Total</b>	0	0	5,065,000	0	0	5,065,000	

## Rickards, James S. Middle School

### Adopted District Educational Facilities Plan

Project	<i>Carryover (2014-15)</i>	Year 1 (2015-16)	Year 2 (2016-17)	Year 3 (2017-18)	Year 4 (2018-19)	Total	Scope
There are no ADEFP projects for this location.							

### SMART Program

Project	<i>Carryover (2014-15)</i>	Year 1 (2015-16)	Year 2 (2016-17)	Year 3 (2017-18)	Year 4 (2018-19)	Total	Scope
Safety & Security		233,000				233,000	Single Point of Entry
Safety & Security		108,000				108,000	Safety / Security Upgrade
Safety & Security		13,000				13,000	Fire Sprinklers
Safety & Security		461,000				461,000	Fire Alarm
Renovation			7,000			7,000	CAT 6 Data port Upgrade
Renovation		2,058,000				2,058,000	Building Envelope Improvements (Roof, Window, Ext Wall, etc.)
Renovation			99,000			99,000	Wireless Network Upgrade
Renovation		100,000				100,000	School Choice Enhancement
Renovation		441,000				441,000	Media Center improvements
Renovation		1,575,000				1,575,000	HVAC Improvements
Renovation		353,000				353,000	Electrical Improvements
Technology			17,000			17,000	Technology Infrastructure (Servers, Racks, etc.) Upgrade
Technology			200,000			200,000	Additional computers to close computer gap
<b>SMART Sub-Total</b>	0	5,342,000	323,000	0	0	5,665,000	

Project	<i>Carryover (2014-15)</i>	Year 1 (2015-16)	Year 2 (2016-17)	Year 3 (2017-18)	Year 4 (2018-19)	Total	Scope
<b>School Total</b>	0	5,342,000	323,000	0	0	5,665,000	

# Riverglades Elementary School

## Adopted District Educational Facilities Plan

Project	Carryover (2014-15)	Year 1 (2015-16)	Year 2 (2016-17)	Year 3 (2017-18)	Year 4 (2018-19)	Total	Scope
Modular Classrooms	1,771,000					1,771,000	Provide and install eight new modular classrooms. Project to include removal of eight relocatable classrooms per the terms of the Modular Classroom Interlocal Agreement between the School Board and the City of Parkland.
Tile Roof Repairs	71,425					71,425	Removal, disposal and replacement of existing gutters & downspouts at five tile roof areas. New gutter and downspout system shall be 22 gauge stainless steel. Repair 2 LF of missing grout on side wall counter flashing on tile roof at one location. Install new TPO membrane on wall above tile roof area and install new 22 gauge stainless steel shop fabricated capping cap at two tile roof locations.
ADEFP Sub-Total	1,842,425	0	0	0	0	1,842,425	

## SMART Program

Project	Carryover (2014-15)	Year 1 (2015-16)	Year 2 (2016-17)	Year 3 (2017-18)	Year 4 (2018-19)	Total	Scope
Safety & Security			783,000			783,000	Fire Sprinklers
Safety & Security			294,000			294,000	Fire Alarm
Renovation	43,000					43,000	Wireless Network Upgrade
Renovation			100,000			100,000	School Choice Enhancement
Renovation			578,000			578,000	HVAC Improvements
Renovation	16,000					16,000	CAT 6 Data port Upgrade
Renovation			1,015,000			1,015,000	Building Envelope Improvements (Roof, Window, Ext Wall, etc.)
Technology	143,000					143,000	Technology Infrastructure (Servers, Racks, etc.) Upgrade
Technology	165,000					165,000	Additional computers to close computer gap
SMART Sub-Total	367,000	0	2,770,000	0	0	3,137,000	

	Carryover (2014-15)	Year 1 (2015-16)	Year 2 (2016-17)	Year 3 (2017-18)	Year 4 (2018-19)	Total	
<b>School Total</b>	2,209,425	0	2,770,000	0	0	4,979,425	

## Riverland Elementary School

### Adopted District Educational Facilities Plan

Project	<i>Carryover (2014-15)</i>	Year 1 (2015-16)	Year 2 (2016-17)	Year 3 (2017-18)	Year 4 (2018-19)	Total	Scope
There are no ADEFP projects for this location.							

### SMART Program

Project	<i>Carryover (2014-15)</i>	Year 1 (2015-16)	Year 2 (2016-17)	Year 3 (2017-18)	Year 4 (2018-19)	Total	Scope
Renovation			25,000			25,000	Wireless Network Upgrade
Renovation				100,000		100,000	School Choice Enhancement
Renovation				715,000		715,000	HVAC Improvements
Renovation			19,000			19,000	CAT 6 Data port Upgrade
Renovation				791,000		791,000	Building Envelope Improvements (Roof, Window, Ext Wall, etc.)
Technology			122,000			122,000	Additional computers to close computer gap
SMART Sub-Total	0	0	166,000	1,606,000	0	1,772,000	

	<i>Carryover (2014-15)</i>	Year 1 (2015-16)	Year 2 (2016-17)	Year 3 (2017-18)	Year 4 (2018-19)	Total	
<b>School Total</b>	0	0	166,000	1,606,000	0	1,772,000	



# Riverside Elementary School

## Adopted District Educational Facilities Plan

Project	Carryover (2014-15)	Year 1 (2015-16)	Year 2 (2016-17)	Year 3 (2017-18)	Year 4 (2018-19)	Total	Scope
Accident Roof Repairs	35,000					35,000	Repair damaged standing seam roof canopy, metal decking, replacement of structure channel and installation of new gutter and fire barrier. Approximately a 24' x 24' area that was damaged at the southwest corner of Building 10 in a motor vehicle accident.
ADEFP Sub-Total	35,000	0	0	0	0	35,000	

## SMART Program

Project	Carryover (2014-15)	Year 1 (2015-16)	Year 2 (2016-17)	Year 3 (2017-18)	Year 4 (2018-19)	Total	Scope
Safety & Security				722,000		722,000	Fire Sprinklers
Safety & Security				294,000		294,000	Fire Alarm
Renovation	44,000					44,000	Wireless Network Upgrade
Renovation				100,000		100,000	School Choice Enhancement
Renovation				160,000		160,000	Media Center improvements
Renovation				170,000		170,000	HVAC Improvements
Renovation	19,000					19,000	CAT 6 Data port Upgrade
Renovation				154,000		154,000	Building Envelope Improvements (Roof, Window, Ext Wall, etc.)
Technology	144,000					144,000	Technology Infrastructure (Servers, Racks, etc.) Upgrade
Technology	124,000					124,000	Additional computers to close computer gap
SMART Sub-Total	331,000	0	0	1,600,000	0	1,931,000	

	Carryover (2014-15)	Year 1 (2015-16)	Year 2 (2016-17)	Year 3 (2017-18)	Year 4 (2018-19)	Total	
<b>School Total</b>	366,000	0	0	1,600,000	0	1,966,000	

# Rock Island Elementary School

## Adopted District Educational Facilities Plan

Project	<i>Carryover (2014-15)</i>	Year 1 (2015-16)	Year 2 (2016-17)	Year 3 (2017-18)	Year 4 (2018-19)	Total	Scope
There are no ADEFP projects for this location.							

### SMART Program

Project	<i>Carryover (2014-15)</i>	Year 1 (2015-16)	Year 2 (2016-17)	Year 3 (2017-18)	Year 4 (2018-19)	Total	Scope
Renovation					251,000	251,000	HVAC Improvements
Renovation			5,000			5,000	CAT 6 Data port Upgrade
Renovation	983,000					983,000	Building Envelope Improvements (Roof, Window, Ext Wall, etc.)
Renovation			22,000			22,000	Wireless Network Upgrade
Renovation	100,000					100,000	School Choice Enhancement
Technology			88,000			88,000	Additional computers to close computer gap
<b>SMART Sub-Total</b>	<b>1,083,000</b>	<b>0</b>	<b>115,000</b>	<b>0</b>	<b>251,000</b>	<b>1,449,000</b>	

	<i>Carryover (2014-15)</i>	Year 1 (2015-16)	Year 2 (2016-17)	Year 3 (2017-18)	Year 4 (2018-19)	Total	
<b>School Total</b>	<b>1,083,000</b>	<b>0</b>	<b>115,000</b>	<b>0</b>	<b>251,000</b>	<b>1,449,000</b>	

# Royal Palm Elementary School

## Adopted District Educational Facilities Plan

Project	<i>Carryover (2014-15)</i>	Year 1 (2015-16)	Year 2 (2016-17)	Year 3 (2017-18)	Year 4 (2018-19)	Total	Scope
There are no ADEFP projects for this location.							

### SMART Program

Project	<i>Carryover (2014-15)</i>	Year 1 (2015-16)	Year 2 (2016-17)	Year 3 (2017-18)	Year 4 (2018-19)	Total	Scope
Safety & Security			195,000			195,000	Single Point of Entry
Safety & Security			758,000			758,000	Fire Sprinklers
Safety & Security			294,000			294,000	Fire Alarm
Renovation		91,000				91,000	Wireless Network Upgrade
Renovation			100,000			100,000	School Choice Enhancement
Renovation			190,000			190,000	Media Center improvements
Renovation			728,000			728,000	HVAC Improvements
Renovation		13,000				13,000	CAT 6 Data port Upgrade
Renovation			1,663,000			1,663,000	Building Envelope Improvements (Roof, Window, Ext Wall, etc.)
Technology		9,000				9,000	Technology Infrastructure (Servers, Racks, etc.) Upgrade
Technology		119,000				119,000	Additional computers to close computer gap
<b>SMART Sub-Total</b>	0	232,000	3,928,000	0	0	4,160,000	

	<i>Carryover (2014-15)</i>	Year 1 (2015-16)	Year 2 (2016-17)	Year 3 (2017-18)	Year 4 (2018-19)	Total	
<b>School Total</b>	0	232,000	3,928,000	0	0	4,160,000	

# Sanders Park Elementary School

## Adopted District Educational Facilities Plan

Project	<i>Carryover (2014-15)</i>	Year 1 (2015-16)	Year 2 (2016-17)	Year 3 (2017-18)	Year 4 (2018-19)	Total	Scope
There are no ADEFP projects for this location.							

### SMART Program

Project	<i>Carryover (2014-15)</i>	Year 1 (2015-16)	Year 2 (2016-17)	Year 3 (2017-18)	Year 4 (2018-19)	Total	Scope
Safety & Security					195,000	195,000	Single Point of Entry
Safety & Security					689,000	689,000	Fire Sprinklers
Safety & Security					294,000	294,000	Fire Alarm
Renovation					100,000	100,000	School Choice Enhancement
Renovation					283,000	283,000	Media Center improvements
Renovation					2,161,000	2,161,000	HVAC Improvements
Renovation			9,000			9,000	CAT 6 Data port Upgrade
Renovation					1,346,000	1,346,000	Building Envelope Improvements (Roof, Window, Ext Wall, etc.)
Renovation			31,000			31,000	Wireless Network Upgrade
Technology			116,000			116,000	Additional computers to close computer gap
SMART Sub-Total	0	0	156,000	0	5,068,000	5,224,000	

	<i>Carryover (2014-15)</i>	Year 1 (2015-16)	Year 2 (2016-17)	Year 3 (2017-18)	Year 4 (2018-19)	Total
<b>School Total</b>	0	0	156,000	0	5,068,000	5,224,000

# Sandpiper Elementary School

## Adopted District Educational Facilities Plan

Project	<i>Carryover (2014-15)</i>	Year 1 (2015-16)	Year 2 (2016-17)	Year 3 (2017-18)	Year 4 (2018-19)	Total	Scope
There are no ADEFP projects for this location.							

### SMART Program

Project	<i>Carryover (2014-15)</i>	Year 1 (2015-16)	Year 2 (2016-17)	Year 3 (2017-18)	Year 4 (2018-19)	Total	Scope
Safety & Security				195,000		195,000	Single Point of Entry
Safety & Security			319,000			319,000	Fire Alarm
Renovation	39,000					39,000	Wireless Network Upgrade
Renovation	100,000					100,000	School Choice Enhancement
Renovation	150,000					150,000	HVAC Improvements
Renovation	19,000					19,000	CAT 6 Data port Upgrade
Technology	39,000					39,000	Technology Infrastructure (Servers, Racks, etc.) Upgrade
Technology	169,000					169,000	Additional computers to close computer gap
<b>SMART Sub-Total</b>	<b>516,000</b>	<b>0</b>	<b>319,000</b>	<b>195,000</b>	<b>0</b>	<b>1,030,000</b>	

	<i>Carryover (2014-15)</i>	Year 1 (2015-16)	Year 2 (2016-17)	Year 3 (2017-18)	Year 4 (2018-19)	Total
<b>School Total</b>	<b>516,000</b>	<b>0</b>	<b>319,000</b>	<b>195,000</b>	<b>0</b>	<b>1,030,000</b>

# Sawgrass Elementary School

## Adopted District Educational Facilities Plan

Project	<i>Carryover (2014-15)</i>	Year 1 (2015-16)	Year 2 (2016-17)	Year 3 (2017-18)	Year 4 (2018-19)	Total	Scope
<b>There are no ADEFP projects for this location.</b>							

### SMART Program

Project	<i>Carryover (2014-15)</i>	Year 1 (2015-16)	Year 2 (2016-17)	Year 3 (2017-18)	Year 4 (2018-19)	Total	Scope
Safety & Security					294,000	294,000	Fire Alarm
Safety & Security					846,000	846,000	Fire Sprinklers
Renovation					253,000	253,000	Electrical Improvements
Renovation		15,000				15,000	CAT 6 Data port Upgrade
Renovation					1,077,000	1,077,000	Building Envelope Improvements (Roof, Window, Ext Wall, etc.)
Renovation		101,000				101,000	Wireless Network Upgrade
Renovation					100,000	100,000	School Choice Enhancement
Renovation					176,000	176,000	HVAC Improvements
Technology		194,000				194,000	Additional computers to close computer gap
Technology		91,000				91,000	Technology Infrastructure (Servers, Racks, etc.) Upgrade
<b>SMART Sub-Total</b>	0	401,000	0	0	2,746,000	3,147,000	

Project	<i>Carryover (2014-15)</i>	Year 1 (2015-16)	Year 2 (2016-17)	Year 3 (2017-18)	Year 4 (2018-19)	Total	Scope
<b>School Total</b>	0	401,000	0	0	2,746,000	3,147,000	

# Sawgrass Springs Middle School

## Adopted District Educational Facilities Plan

Project	Carryover (2014-15)	Year 1 (2015-16)	Year 2 (2016-17)	Year 3 (2017-18)	Year 4 (2018-19)	Total	Scope
ADA	437,975					437,975	ADA Restroom
ADEFP Sub-Total	437,975	0	0	0	0	437,975	

## SMART Program

Project	Carryover (2014-15)	Year 1 (2015-16)	Year 2 (2016-17)	Year 3 (2017-18)	Year 4 (2018-19)	Total	Scope
Safety & Security			233,000			233,000	Single Point of Entry
Safety & Security			13,000			13,000	Fire Sprinklers
Safety & Security			420,000			420,000	Fire Alarm
Renovation			50,000			50,000	Wireless Network Upgrade
Renovation			100,000			100,000	School Choice Enhancement
Renovation			2,577,000			2,577,000	HVAC Improvements
Renovation			23,000			23,000	CAT 6 Data port Upgrade
Renovation			2,876,000			2,876,000	Building Envelope Improvements (Roof, Window, Ext Wall, etc.)
Technology			200,000			200,000	Technology Infrastructure (Servers, Racks, etc.) Upgrade
Technology			188,000			188,000	Additional computers to close computer gap
SMART Sub-Total	0	0	6,680,000	0	0	6,680,000	

	Carryover (2014-15)	Year 1 (2015-16)	Year 2 (2016-17)	Year 3 (2017-18)	Year 4 (2018-19)	Total	
<b>School Total</b>	437,975	0	6,680,000	0	0	7,117,975	

# Sea Castle Elementary School

## Adopted District Educational Facilities Plan

Project	Carryover (2014-15)	Year 1 (2015-16)	Year 2 (2016-17)	Year 3 (2017-18)	Year 4 (2018-19)	Total	Scope
ADA	118,975					118,975	ADA Stage Lift
ADEFP Sub-Total	118,975	0	0	0	0	118,975	

## SMART Program

Project	Carryover (2014-15)	Year 1 (2015-16)	Year 2 (2016-17)	Year 3 (2017-18)	Year 4 (2018-19)	Total	Scope
Safety & Security			252,000			252,000	Fire Alarm
Renovation			91,000			91,000	Wireless Network Upgrade
Renovation	100,000					100,000	School Choice Enhancement
Renovation	2,240,000					2,240,000	HVAC Improvements
Renovation			20,000			20,000	CAT 6 Data port Upgrade
Renovation			200,000			200,000	Building Envelope Improvements (Roof, Window, Ext Wall, etc.)
Technology			26,000			26,000	Technology Infrastructure (Servers, Racks, etc.) Upgrade
Technology			162,000			162,000	Additional computers to close computer gap
SMART Sub-Total	2,340,000	0	751,000	0	0	3,091,000	

	Carryover (2014-15)	Year 1 (2015-16)	Year 2 (2016-17)	Year 3 (2017-18)	Year 4 (2018-19)	Total	
<b>School Total</b>	2,458,975	0	751,000	0	0	3,209,975	



# Seagull Alternative High School

## Adopted District Educational Facilities Plan

Project	<i>Carryover (2014-15)</i>	Year 1 (2015-16)	Year 2 (2016-17)	Year 3 (2017-18)	Year 4 (2018-19)	Total	Scope
<b>There are no ADEFP projects for this location.</b>							

### SMART Program

Project	<i>Carryover (2014-15)</i>	Year 1 (2015-16)	Year 2 (2016-17)	Year 3 (2017-18)	Year 4 (2018-19)	Total	Scope
Safety & Security		392,000				392,000	Fire Sprinklers
Safety & Security		252,000				252,000	Fire Alarm
Renovation					171,000	171,000	HVAC Improvements
Renovation			11,000			11,000	CAT 6 Data port Upgrade
Renovation	330,000					330,000	Building Envelope Improvements (Roof, Window, Ext Wall, etc.)
Renovation			89,000			89,000	Wireless Network Upgrade
Renovation	100,000					100,000	School Choice Enhancement
Renovation				179,000		179,000	Media Center improvements
Technology			26,000			26,000	Technology Infrastructure (Servers, Racks, etc.) Upgrade
<b>SMART Sub-Total</b>	<b>430,000</b>	<b>644,000</b>	<b>126,000</b>	<b>179,000</b>	<b>171,000</b>	<b>1,550,000</b>	

Project	<i>Carryover (2014-15)</i>	Year 1 (2015-16)	Year 2 (2016-17)	Year 3 (2017-18)	Year 4 (2018-19)	Total	Scope
<b>School Total</b>	<b>430,000</b>	<b>644,000</b>	<b>126,000</b>	<b>179,000</b>	<b>171,000</b>	<b>1,550,000</b>	

# Seminole Middle School

## Adopted District Educational Facilities Plan

Project	<i>Carryover (2014-15)</i>	Year 1 (2015-16)	Year 2 (2016-17)	Year 3 (2017-18)	Year 4 (2018-19)	Total	Scope
<b>There are no ADEFP projects for this location.</b>							

### SMART Program

Project	<i>Carryover (2014-15)</i>	Year 1 (2015-16)	Year 2 (2016-17)	Year 3 (2017-18)	Year 4 (2018-19)	Total	Scope
Safety & Security				1,101,000		1,101,000	Fire Sprinklers
Safety & Security				461,000		461,000	Fire Alarm
Safety & Security				233,000		233,000	Single Point of Entry
Athletics			70,000			70,000	Track Resurfacing
Renovation				507,000		507,000	Media Center improvements
Renovation				1,023,000		1,023,000	HVAC Improvements
Renovation			9,000			9,000	CAT 6 Data port Upgrade
Renovation				1,527,000		1,527,000	Building Envelope Improvements (Roof, Window, Ext Wall, etc.)
Renovation			47,000			47,000	Wireless Network Upgrade
Renovation				100,000		100,000	School Choice Enhancement
Technology			204,000			204,000	Additional computers to close computer gap
Technology			196,000			196,000	Technology Infrastructure (Servers, Racks, etc.) Upgrade
<b>SMART Sub-Total</b>	0	0	526,000	4,952,000	0	5,478,000	

	<i>Carryover (2014-15)</i>	Year 1 (2015-16)	Year 2 (2016-17)	Year 3 (2017-18)	Year 4 (2018-19)	Total	
<b>School Total</b>	0	0	526,000	4,952,000	0	5,478,000	

# Sheridan Hills Elementary School

## Adopted District Educational Facilities Plan

Project	Carryover (2014-15)	Year 1 (2015-16)	Year 2 (2016-17)	Year 3 (2017-18)	Year 4 (2018-19)	Total	Scope
HVAC	73,764					73,764	Safety/ Ventilation
ADEFP Sub-Total	73,764	0	0	0	0	73,764	

## SMART Program

Project	Carryover (2014-15)	Year 1 (2015-16)	Year 2 (2016-17)	Year 3 (2017-18)	Year 4 (2018-19)	Total	Scope
Safety & Security	60,000					60,000	Single Point of Entry
Safety & Security	192,000					192,000	Safety / Security Upgrade
Safety & Security	21,000					21,000	Fire Sprinklers
Safety & Security	294,000					294,000	Fire Alarm
Renovation			60,000			60,000	Wireless Network Upgrade
Renovation	100,000					100,000	School Choice Enhancement
Renovation	325,000					325,000	Media Center improvements
Renovation	826,000					826,000	HVAC Improvements
Renovation	481,000					481,000	Electrical Improvements
Renovation			8,000			8,000	CAT 6 Data port Upgrade
Renovation	1,019,000					1,019,000	Building Envelope Improvements (Roof, Window, Ext Wall, etc.)
Technology			115,000			115,000	Additional computers to close computer gap
SMART Sub-Total	3,318,000	0	183,000	0	0	3,501,000	

	Carryover (2014-15)	Year 1 (2015-16)	Year 2 (2016-17)	Year 3 (2017-18)	Year 4 (2018-19)	Total	
<b>School Total</b>	3,391,764	0	183,000	0	0	3,574,764	

## Sheridan Park Elementary School

### Adopted District Educational Facilities Plan

Project	Carryover (2014-15)	Year 1 (2015-16)	Year 2 (2016-17)	Year 3 (2017-18)	Year 4 (2018-19)	Total	Scope
HVAC	8,377					8,377	Provide ventilation for equipment room
ADEFP Sub-Total	8,377	0	0	0	0	8,377	

### SMART Program

Project	Carryover (2014-15)	Year 1 (2015-16)	Year 2 (2016-17)	Year 3 (2017-18)	Year 4 (2018-19)	Total	Scope
Safety & Security					73,000	73,000	Safety / Security Upgrade
Safety & Security					294,000	294,000	Fire Alarm
Renovation		87,000				87,000	Wireless Network Upgrade
Renovation					100,000	100,000	School Choice Enhancement
Renovation					365,000	365,000	Media Center improvements
Renovation					470,000	470,000	HVAC Improvements
Renovation					336,000	336,000	Electrical Improvements
Renovation		12,000				12,000	CAT 6 Data port Upgrade
Renovation					1,577,000	1,577,000	Building Envelope Improvements (Roof, Window, Ext Wall, etc.)
Technology		17,000				17,000	Technology Infrastructure (Servers, Racks, etc.) Upgrade
Technology		184,000				184,000	Additional computers to close computer gap
SMART Sub-Total	0	300,000	0	0	3,215,000	3,515,000	

	Carryover (2014-15)	Year 1 (2015-16)	Year 2 (2016-17)	Year 3 (2017-18)	Year 4 (2018-19)	Total	
<b>School Total</b>	8,377	300,000	0	0	3,215,000	3,523,377	

# Sheridan Technical Center

## Adopted District Educational Facilities Plan

Project	Carryover (2014-15)	Year 1 (2015-16)	Year 2 (2016-17)	Year 3 (2017-18)	Year 4 (2018-19)	Total	Scope
Cosmetology Roof Replacement	400,000					400,000	Complete Roof Replacement of the Cosmetology Building. Scope includes tear off, temporary roof, new mechanical supports and metal flashing.
ADEFP Sub-Total	400,000	0	0	0	0	400,000	

## SMART Program

Project	Carryover (2014-15)	Year 1 (2015-16)	Year 2 (2016-17)	Year 3 (2017-18)	Year 4 (2018-19)	Total	Scope
Safety & Security					461,000	461,000	Fire Alarm
Safety & Security					179,000	179,000	Fire Sprinklers
Renovation					393,000	393,000	Electrical Improvements
Renovation	8,000					8,000	CAT 6 Data port Upgrade
Renovation					2,731,000	2,731,000	Building Envelope Improvements (Roof, Window, Ext Wall, etc.)
Renovation	84,000					84,000	Wireless Network Upgrade
Renovation					100,000	100,000	School Choice Enhancement
Renovation					414,000	414,000	Media Center improvements
Renovation					3,592,000	3,592,000	HVAC Improvements
Technology	364,000					364,000	Technology Infrastructure (Servers, Racks, etc.) Upgrade
SMART Sub-Total	456,000	0	0	0	7,870,000	8,326,000	

	Carryover (2014-15)	Year 1 (2015-16)	Year 2 (2016-17)	Year 3 (2017-18)	Year 4 (2018-19)	Total	
<b>School Total</b>	856,000	0	0	0	7,870,000	8,726,000	

# Sheridan Technical High School

## Adopted District Educational Facilities Plan

Project	<i>Carryover (2014-15)</i>	Year 1 (2015-16)	Year 2 (2016-17)	Year 3 (2017-18)	Year 4 (2018-19)	Total	Scope
There are no ADEFP projects for this location.							

## SMART Program

Project	<i>Carryover (2014-15)</i>	Year 1 (2015-16)	Year 2 (2016-17)	Year 3 (2017-18)	Year 4 (2018-19)	Total	Scope
Renovation	40,000					40,000	Wireless Network Upgrade
Renovation					100,000	100,000	School Choice Enhancement
Renovation					622,000	622,000	HVAC Improvements
Renovation					1,448,000	1,448,000	Building Envelope Improvements (Roof, Window, Ext Wall, etc.)
SMART Sub-Total	40,000	0	0	0	2,170,000	2,210,000	

Project	<i>Carryover (2014-15)</i>	Year 1 (2015-16)	Year 2 (2016-17)	Year 3 (2017-18)	Year 4 (2018-19)	Total	Scope
<b>School Total</b>	40,000	0	0	0	2,170,000	2,210,000	

# Silver Lakes Elementary School

## Adopted District Educational Facilities Plan

Project	<i>Carryover (2014-15)</i>	Year 1 (2015-16)	Year 2 (2016-17)	Year 3 (2017-18)	Year 4 (2018-19)	Total	Scope
There are no ADEFP projects for this location.							

### SMART Program

Project	<i>Carryover (2014-15)</i>	Year 1 (2015-16)	Year 2 (2016-17)	Year 3 (2017-18)	Year 4 (2018-19)	Total	Scope
Renovation	78,000					78,000	Wireless Network Upgrade
Renovation	100,000					100,000	School Choice Enhancement
Renovation				156,000		156,000	HVAC Improvements
Renovation	17,000					17,000	CAT 6 Data port Upgrade
Renovation		588,000				588,000	Building Envelope Improvements (Roof, Window, Ext Wall, etc.)
Technology	134,000					134,000	Technology Infrastructure (Servers, Racks, etc.) Upgrade
Technology	158,000					158,000	Additional computers to close computer gap
SMART Sub-Total	487,000	588,000	0	156,000	0	1,231,000	

	<i>Carryover (2014-15)</i>	Year 1 (2015-16)	Year 2 (2016-17)	Year 3 (2017-18)	Year 4 (2018-19)	Total	
<b>School Total</b>	487,000	588,000	0	156,000	0	1,231,000	

# Silver Lakes Middle School

## Adopted District Educational Facilities Plan

Project	Carryover (2014-15)	Year 1 (2015-16)	Year 2 (2016-17)	Year 3 (2017-18)	Year 4 (2018-19)	Total	Scope
HVAC	432,000					432,000	Complete outstanding inspection & code items from HVAC Project 2971-94-50/P000531 outlined in SBBC Building Department Inspection Recap Report. Major items from inspection list are completing installation of 16 Electric Duct Heaters, additional pipe supports, and complete a Test & Balance Report.
ADEFP Sub-Total	432,000	0	0	0	0	432,000	

## SMART Program

Project	Carryover (2014-15)	Year 1 (2015-16)	Year 2 (2016-17)	Year 3 (2017-18)	Year 4 (2018-19)	Total	Scope
Safety & Security					999,000	999,000	Fire Sprinklers
Renovation					100,000	100,000	School Choice Enhancement
Renovation					130,000	130,000	Media Center improvements
Renovation			22,000			22,000	CAT 6 Data port Upgrade
Renovation					1,021,000	1,021,000	Building Envelope Improvements (Roof, Window, Ext Wall, etc.)
Renovation			45,000			45,000	Wireless Network Upgrade
Technology			65,000			65,000	Additional computers to close computer gap
Technology			17,000			17,000	Technology Infrastructure (Servers, Racks, etc.) Upgrade
SMART Sub-Total	0	0	149,000	0	2,250,000	2,399,000	

	Carryover (2014-15)	Year 1 (2015-16)	Year 2 (2016-17)	Year 3 (2017-18)	Year 4 (2018-19)	Total	
<b>School Total</b>	432,000	0	149,000	0	2,250,000	2,831,000	



# Silver Palms Elementary School

## Adopted District Educational Facilities Plan

Project	<i>Carryover</i> <i>(2014-15)</i>	Year 1 <i>(2015-16)</i>	Year 2 <i>(2016-17)</i>	Year 3 <i>(2017-18)</i>	Year 4 <i>(2018-19)</i>	Total	Scope
There are no ADEFP projects for this location.							

### SMART Program

Project	<i>Carryover</i> <i>(2014-15)</i>	Year 1 <i>(2015-16)</i>	Year 2 <i>(2016-17)</i>	Year 3 <i>(2017-18)</i>	Year 4 <i>(2018-19)</i>	Total	Scope
Athletics					6,000	6,000	PE/Athletic Improvements
Renovation	47,000					47,000	Wireless Network Upgrade
Renovation					100,000	100,000	School Choice Enhancement
Renovation	7,000					7,000	CAT 6 Data port Upgrade
Renovation					1,337,000	1,337,000	Building Envelope Improvements (Roof, Window, Ext Wall, etc.)
Technology	123,000					123,000	Technology Infrastructure (Servers, Racks, etc.) Upgrade
Technology	206,000					206,000	Additional computers to close computer gap
<b>SMART Sub-Total</b>	<b>383,000</b>	<b>0</b>	<b>0</b>	<b>0</b>	<b>1,443,000</b>	<b>1,826,000</b>	

Project	<i>Carryover</i> <i>(2014-15)</i>	Year 1 <i>(2015-16)</i>	Year 2 <i>(2016-17)</i>	Year 3 <i>(2017-18)</i>	Year 4 <i>(2018-19)</i>	Total	Scope
<b>School Total</b>	<b>383,000</b>	<b>0</b>	<b>0</b>	<b>0</b>	<b>1,443,000</b>	<b>1,826,000</b>	

# Silver Ridge Elementary School

## Adopted District Educational Facilities Plan

Project	<i>Carryover (2014-15)</i>	Year 1 (2015-16)	Year 2 (2016-17)	Year 3 (2017-18)	Year 4 (2018-19)	Total	Scope
There are no ADEFP projects for this location.							

### SMART Program

Project	<i>Carryover (2014-15)</i>	Year 1 (2015-16)	Year 2 (2016-17)	Year 3 (2017-18)	Year 4 (2018-19)	Total	Scope
Renovation		93,000				93,000	Wireless Network Upgrade
Renovation	100,000					100,000	School Choice Enhancement
Renovation			1,751,000			1,751,000	HVAC Improvements
Renovation		16,000				16,000	CAT 6 Data port Upgrade
Renovation			207,000			207,000	Building Envelope Improvements (Roof, Window, Ext Wall, etc.)
Technology		95,000				95,000	Technology Infrastructure (Servers, Racks, etc.) Upgrade
Technology		260,000				260,000	Additional computers to close computer gap
SMART Sub-Total	100,000	464,000	1,958,000	0	0	2,522,000	

	<i>Carryover (2014-15)</i>	Year 1 (2015-16)	Year 2 (2016-17)	Year 3 (2017-18)	Year 4 (2018-19)	Total	
<b>School Total</b>	100,000	464,000	1,958,000	0	0	2,522,000	

# Silver Shores Elementary School

## Adopted District Educational Facilities Plan

Project	<i>Carryover (2014-15)</i>	Year 1 (2015-16)	Year 2 (2016-17)	Year 3 (2017-18)	Year 4 (2018-19)	Total	Scope
There are no ADEFP projects for this location.							

### SMART Program

Project	<i>Carryover (2014-15)</i>	Year 1 (2015-16)	Year 2 (2016-17)	Year 3 (2017-18)	Year 4 (2018-19)	Total	Scope
Renovation	100,000					100,000	School Choice Enhancement
Renovation				144,000		144,000	HVAC Improvements
Renovation			8,000			8,000	CAT 6 Data port Upgrade
Renovation		890,000				890,000	Building Envelope Improvements (Roof, Window, Ext Wall, etc.)
Renovation			74,000			74,000	Wireless Network Upgrade
Technology			83,000			83,000	Additional computers to close computer gap
Technology			30,000			30,000	Technology Infrastructure (Servers, Racks, etc.) Upgrade
<b>SMART Sub-Total</b>	100,000	890,000	195,000	144,000	0	1,329,000	

	<i>Carryover (2014-15)</i>	Year 1 (2015-16)	Year 2 (2016-17)	Year 3 (2017-18)	Year 4 (2018-19)	Total	
<b>School Total</b>	100,000	890,000	195,000	144,000	0	1,329,000	

# Silver Trail Middle School

## Adopted District Educational Facilities Plan

Project	Carryover (2014-15)	Year 1 (2015-16)	Year 2 (2016-17)	Year 3 (2017-18)	Year 4 (2018-19)	Total	Scope
<del>Re-Roof</del>	<del>-3,395,250</del>					<del>-3,395,250</del>	<del>Re-roofing of existing Buildings #1 and #2. The intent of this project is to provide for a complete and compliant turn-key roofing job in accordance with design criteria and building codes. Include all demolition and disposal of roofing materials. Furnish and install SBS modified roofing system with compatible components.</del>
ADEFP Sub-Total	0	0	0	0	0	0	

## SMART Program

Project	Carryover (2014-15)	Year 1 (2015-16)	Year 2 (2016-17)	Year 3 (2017-18)	Year 4 (2018-19)	Total	Scope
Safety & Security	233,000					233,000	Single Point of Entry
Renovation	100,000					100,000	School Choice Enhancement
Renovation	1,446,000					1,446,000	HVAC Improvements
Renovation		31,000				31,000	CAT 6 Data port Upgrade
<u>Renovation</u>	<u>3,581,000</u>					<u>3,581,000</u>	<u>Re-roofing of existing Buildings #1 and #2. The intent of this project is to provide for a complete and compliant turn-key roofing job in accordance with design criteria and building codes. Include all demolition and disposal of roofing materials. Furnish and install SBS modified roofing system with compatible components.</u>
Renovation		47,000				47,000	Wireless Network Upgrade
Technology		251,000				251,000	Technology Infrastructure (Servers, Racks, etc.) Upgrade
Technology		316,000				316,000	Additional computers to close computer gap
SMART Sub-Total	5,360,000	645,000	0	0	0	6,005,000	

	Carryover (2014-15)	Year 1 (2015-16)	Year 2 (2016-17)	Year 3 (2017-18)	Year 4 (2018-19)	Total	
<b>School Total</b>	5,360,000	645,000	0	0	0	6,005,000	

## South Broward Senior High School

### Adopted District Educational Facilities Plan

Project	<i>Carryover (2014-15)</i>	Year 1 (2015-16)	Year 2 (2016-17)	Year 3 (2017-18)	Year 4 (2018-19)	Total	Scope
There are no ADEFP projects for this location.							

### SMART Program

Project	<i>Carryover (2014-15)</i>	Year 1 (2015-16)	Year 2 (2016-17)	Year 3 (2017-18)	Year 4 (2018-19)	Total	Scope
Safety & Security			270,000			270,000	Single Point of Entry
Safety & Security			242,000			242,000	Safety / Security Upgrade
Safety & Security	48,000					48,000	Fire Sprinklers
Athletics			121,000			121,000	Weight Room Renovation
Renovation			160,000			160,000	Wireless Network Upgrade
Renovation			462,000			462,000	STEM Lab improvements
Renovation			100,000			100,000	School Choice Enhancement
Renovation			1,117,000			1,117,000	HVAC Improvements
Renovation			1,498,000			1,498,000	Electrical Improvements
Renovation			21,000			21,000	CAT 6 Data port Upgrade
Renovation			2,290,000			2,290,000	Building Envelope Improvements (Roof, Window, Ext Wall, etc.)
Renovation			25,000			25,000	ADA renovations related to educational adequacy
Technology			421,000			421,000	Additional computers to close computer gap
SMART Sub-Total	48,000	0	6,727,000	0	0	6,775,000	

Project	<i>Carryover (2014-15)</i>	Year 1 (2015-16)	Year 2 (2016-17)	Year 3 (2017-18)	Year 4 (2018-19)	Total	Scope
<b>School Total</b>	48,000	0	6,727,000	0	0	6,775,000	

# South Plantation Senior High School

## Adopted District Educational Facilities Plan

Project	<i>Carryover (2014-15)</i>	Year 1 (2015-16)	Year 2 (2016-17)	Year 3 (2017-18)	Year 4 (2018-19)	Total	Scope
<b>There are no ADEFP projects for this location.</b>							

### SMART Program

Project	<i>Carryover (2014-15)</i>	Year 1 (2015-16)	Year 2 (2016-17)	Year 3 (2017-18)	Year 4 (2018-19)	Total	Scope
Safety & Security					540,000	540,000	Single Point of Entry
Safety & Security					790,000	790,000	Fire Sprinklers
Athletics					121,000	121,000	Weight Room Renovation
Renovation	44,000					44,000	CAT 6 Data port Upgrade
Renovation					516,000	516,000	Building Envelope Improvements (Roof, Window, Ext Wall, etc.)
Renovation	78,000					78,000	Wireless Network Upgrade
Renovation					787,000	787,000	STEM Lab improvements
Renovation					100,000	100,000	School Choice Enhancement
Renovation					830,000	830,000	Media Center improvements
Renovation					964,000	964,000	HVAC Improvements
Renovation					510,000	510,000	Electrical Improvements
Technology	549,000					549,000	Additional computers to close computer gap
Technology	371,000					371,000	Technology Infrastructure (Servers, Racks, etc.) Upgrade
<b>SMART Sub-Total</b>	<b>1,042,000</b>	<b>0</b>	<b>0</b>	<b>0</b>	<b>5,158,000</b>	<b>6,200,000</b>	

Project	<i>Carryover (2014-15)</i>	Year 1 (2015-16)	Year 2 (2016-17)	Year 3 (2017-18)	Year 4 (2018-19)	Total	Scope
<b>School Total</b>	<b>1,042,000</b>	<b>0</b>	<b>0</b>	<b>0</b>	<b>5,158,000</b>	<b>6,200,000</b>	

# Stephen Foster Elementary School

## Adopted District Educational Facilities Plan

Project	<i>Carryover (2014-15)</i>	Year 1 (2015-16)	Year 2 (2016-17)	Year 3 (2017-18)	Year 4 (2018-19)	Total	Scope
There are no ADEFP projects for this location.							

### SMART Program

Project	<i>Carryover (2014-15)</i>	Year 1 (2015-16)	Year 2 (2016-17)	Year 3 (2017-18)	Year 4 (2018-19)	Total	Scope
Safety & Security					294,000	294,000	Fire Alarm
Renovation			64,000			64,000	Wireless Network Upgrade
Renovation					100,000	100,000	School Choice Enhancement
Renovation					91,000	91,000	Media Center improvements
Renovation					1,125,000	1,125,000	HVAC Improvements
Renovation			18,000			18,000	CAT 6 Data port Upgrade
Renovation					829,000	829,000	Building Envelope Improvements (Roof, Window, Ext Wall, etc.)
Technology			49,000			49,000	Additional computers to close computer gap
SMART Sub-Total	0	0	131,000	0	2,439,000	2,570,000	

	<i>Carryover (2014-15)</i>	Year 1 (2015-16)	Year 2 (2016-17)	Year 3 (2017-18)	Year 4 (2018-19)	Total
<b>School Total</b>	0	0	131,000	0	2,439,000	2,570,000

# Stirling Elementary School

## Adopted District Educational Facilities Plan

Project	<i>Carryover (2014-15)</i>	Year 1 (2015-16)	Year 2 (2016-17)	Year 3 (2017-18)	Year 4 (2018-19)	Total	Scope
There are no ADEFP projects for this location.							

### SMART Program

Project	<i>Carryover (2014-15)</i>	Year 1 (2015-16)	Year 2 (2016-17)	Year 3 (2017-18)	Year 4 (2018-19)	Total	Scope
Renovation		70,000				70,000	Wireless Network Upgrade
Renovation			100,000			100,000	School Choice Enhancement
Renovation			764,000			764,000	HVAC Improvements
Renovation		14,000				14,000	CAT 6 Data port Upgrade
Renovation			1,457,000			1,457,000	Building Envelope Improvements (Roof, Window, Ext Wall, etc.)
Technology		198,000				198,000	Additional computers to close computer gap
SMART Sub-Total	0	282,000	2,321,000	0	0	2,603,000	

	<i>Carryover (2014-15)</i>	Year 1 (2015-16)	Year 2 (2016-17)	Year 3 (2017-18)	Year 4 (2018-19)	Total	
<b>School Total</b>	0	282,000	2,321,000	0	0	2,603,000	



# Stoneman Douglas Senior High School

## Adopted District Educational Facilities Plan

Project	Carryover (2014-15)	Year 1 (2015-16)	Year 2 (2016-17)	Year 3 (2017-18)	Year 4 (2018-19)	Total	Scope
<del>Life Safety</del>	<del>-907,805</del>					<del>-907,805</del>	<del>Install Fire Alarm</del>
ADEFP Sub-Total	0	0	0	0	0	0	

## SMART Program

Project	Carryover (2014-15)	Year 1 (2015-16)	Year 2 (2016-17)	Year 3 (2017-18)	Year 4 (2018-19)	Total	Scope
<a href="#">Safety &amp; Security</a>	<a href="#">907,805</a>					<a href="#">907,805</a>	<a href="#">Install Fire Alarm</a>
Music & Art					110,000	110,000	Art Room Renovation and Equipment
Music & Art					1,013,000	1,013,000	Music Room Renovation and Instruments
Athletics					121,000	121,000	Weight Room Renovation
Renovation					2,773,000	2,773,000	Building Envelope Improvements (Roof, Window, Ext Wall, etc.)
Renovation					100,000	100,000	School Choice Enhancement
Renovation					5,604,000	5,604,000	HVAC Improvements
Renovation	38,000					38,000	CAT 6 Data port Upgrade
Technology	441,000					441,000	Technology Infrastructure (Servers, Racks, etc.) Upgrade
Technology	830,000					830,000	Additional computers to close computer gap
SMART Sub-Total	2,216,805	0	0	0	9,721,000	11,937,805	

	Carryover (2014-15)	Year 1 (2015-16)	Year 2 (2016-17)	Year 3 (2017-18)	Year 4 (2018-19)	Total	
<b>School Total</b>	2,216,805	0	0	0	9,721,000	11,937,805	

# Stranahan Senior High School

## Adopted District Educational Facilities Plan

Project	Carryover (2014-15)	Year 1 (2015-16)	Year 2 (2016-17)	Year 3 (2017-18)	Year 4 (2018-19)	Total	Scope
ADA	350,000					350,000	Replace non ADA compliant concrete ramps and install aluminum canopies
<del>Building Envelope</del>	<del>-5,577,000</del>					<del>-5,577,000</del>	<del>Roof and loggias replacement</del>
ADEFP Sub-Total	350,000	0	0	0	0	350,000	

## SMART Program

Project	Carryover (2014-15)	Year 1 (2015-16)	Year 2 (2016-17)	Year 3 (2017-18)	Year 4 (2018-19)	Total	Scope
Safety & Security	540,000					540,000	Single Point of Entry
<a href="#">Safety &amp; Security</a>	<a href="#">662,000</a>					<a href="#">662,000</a>	<a href="#">Fire Sprinklers</a>
<a href="#">Safety &amp; Security</a>	<a href="#">1,174,000</a>					<a href="#">1,174,000</a>	<a href="#">Fire Alarm</a>
Athletics		300,000				300,000	Track Resurfacing
Athletics	121,000					121,000	Weight Room Renovation
Renovation			46,000			46,000	CAT 6 Data port Upgrade
<a href="#">Renovation</a>	<a href="#">4,346,000</a>					<a href="#">4,346,000</a>	<a href="#">Roof and loggias replacement</a>
Renovation			184,000			184,000	Wireless Network Upgrade
Renovation	1,238,000					1,238,000	STEM Lab improvements
Renovation	100,000					100,000	School Choice Enhancement
Renovation	653,000					653,000	Media Center improvements
Renovation	6,251,000					6,251,000	HVAC Improvements
Renovation	1,512,000					1,512,000	Electrical Improvements
Technology			305,000			305,000	Additional computers to close computer gap
Technology			8,000			8,000	Technology Infrastructure (Servers, Racks, etc.) Upgrade
SMART Sub-Total	16,597,000	300,000	543,000	0	0	17,440,000	

	Carryover (2014-15)	Year 1 (2015-16)	Year 2 (2016-17)	Year 3 (2017-18)	Year 4 (2018-19)	Total	
<b>School Total</b>	16,947,000	300,000	543,000	0	0	17,790,000	

# Sunland Park Academy

## Adopted District Educational Facilities Plan

Project	<i>Carryover (2014-15)</i>	Year 1 (2015-16)	Year 2 (2016-17)	Year 3 (2017-18)	Year 4 (2018-19)	Total	Scope
There are no ADEFP projects for this location.							

### SMART Program

Project	<i>Carryover (2014-15)</i>	Year 1 (2015-16)	Year 2 (2016-17)	Year 3 (2017-18)	Year 4 (2018-19)	Total	Scope
Safety & Security		294,000				294,000	Fire Alarm
Renovation			20,000			20,000	Wireless Network Upgrade
Renovation	100,000					100,000	School Choice Enhancement
Renovation			6,000			6,000	CAT 6 Data port Upgrade
Renovation	204,000					204,000	Building Envelope Improvements (Roof, Window, Ext Wall, etc.)
Technology			29,000			29,000	Additional computers to close computer gap
<b>SMART Sub-Total</b>	<b>304,000</b>	<b>294,000</b>	<b>55,000</b>	<b>0</b>	<b>0</b>	<b>653,000</b>	

	<i>Carryover (2014-15)</i>	Year 1 (2015-16)	Year 2 (2016-17)	Year 3 (2017-18)	Year 4 (2018-19)	Total
<b>School Total</b>	<b>304,000</b>	<b>294,000</b>	<b>55,000</b>	<b>0</b>	<b>0</b>	<b>653,000</b>

# Sunrise Middle School

## Adopted District Educational Facilities Plan

Project	<i>Carryover (2014-15)</i>	Year 1 (2015-16)	Year 2 (2016-17)	Year 3 (2017-18)	Year 4 (2018-19)	Total	Scope
There are no ADEFP projects for this location.							

### SMART Program

Project	<i>Carryover (2014-15)</i>	Year 1 (2015-16)	Year 2 (2016-17)	Year 3 (2017-18)	Year 4 (2018-19)	Total	Scope
Safety & Security				233,000		233,000	Single Point of Entry
Safety & Security			81,000			81,000	Safety / Security Upgrade
Safety & Security	12,000					12,000	Fire Sprinklers
Renovation			22,000			22,000	CAT 6 Data port Upgrade
Renovation			110,000			110,000	Wireless Network Upgrade
Renovation	100,000					100,000	School Choice Enhancement
Renovation				118,000		118,000	HVAC Improvements
Renovation			424,000			424,000	Electrical Improvements
Renovation		2,071,000				2,071,000	Building Envelope Improvements (Roof, Window, Ext Wall, etc.)
Technology			185,000			185,000	Additional computers to close computer gap
<b>SMART Sub-Total</b>	112,000	2,071,000	822,000	351,000	0	3,356,000	

	<i>Carryover (2014-15)</i>	Year 1 (2015-16)	Year 2 (2016-17)	Year 3 (2017-18)	Year 4 (2018-19)	Total	
<b>School Total</b>	112,000	2,071,000	822,000	351,000	0	3,356,000	

# Sunset Lakes Elementary School

## Adopted District Educational Facilities Plan

Project	<i>Carryover (2014-15)</i>	Year 1 (2015-16)	Year 2 (2016-17)	Year 3 (2017-18)	Year 4 (2018-19)	Total	Scope
There are no ADEFP projects for this location.							

### SMART Program

Project	<i>Carryover (2014-15)</i>	Year 1 (2015-16)	Year 2 (2016-17)	Year 3 (2017-18)	Year 4 (2018-19)	Total	Scope
Renovation		74,000				74,000	Wireless Network Upgrade
Renovation	100,000					100,000	School Choice Enhancement
Renovation			358,000			358,000	HVAC Improvements
Renovation		8,000				8,000	CAT 6 Data port Upgrade
Renovation				853,000		853,000	Building Envelope Improvements (Roof, Window, Ext Wall, etc.)
Technology		9,000				9,000	Technology Infrastructure (Servers, Racks, etc.) Upgrade
Technology		195,000				195,000	Additional computers to close computer gap
SMART Sub-Total	100,000	286,000	358,000	853,000	0	1,597,000	

	<i>Carryover (2014-15)</i>	Year 1 (2015-16)	Year 2 (2016-17)	Year 3 (2017-18)	Year 4 (2018-19)	Total	
<b>School Total</b>	100,000	286,000	358,000	853,000	0	1,597,000	

# Sunshine Elementary School

## Adopted District Educational Facilities Plan

Project	<i>Carryover (2014-15)</i>	Year 1 (2015-16)	Year 2 (2016-17)	Year 3 (2017-18)	Year 4 (2018-19)	Total	Scope
There are no ADEFP projects for this location.							

## SMART Program

Project	<i>Carryover (2014-15)</i>	Year 1 (2015-16)	Year 2 (2016-17)	Year 3 (2017-18)	Year 4 (2018-19)	Total	Scope
Safety & Security					532,000	532,000	Fire Sprinklers
Safety & Security					51,000	51,000	Fire Alarm
Safety & Security					60,000	60,000	Single Point of Entry
Renovation					211,000	211,000	Building Envelope Improvements (Roof, Window, Ext Wall, etc.)
Renovation					100,000	100,000	School Choice Enhancement
Renovation					372,000	372,000	HVAC Improvements
Renovation		19,000				19,000	CAT 6 Data port Upgrade
Renovation		75,000				75,000	Wireless Network Upgrade
Technology		190,000				190,000	Additional computers to close computer gap
<b>SMART Sub-Total</b>	0	284,000	0	0	1,326,000	1,610,000	

Project	<i>Carryover (2014-15)</i>	Year 1 (2015-16)	Year 2 (2016-17)	Year 3 (2017-18)	Year 4 (2018-19)	Total	Scope
<b>School Total</b>	0	284,000	0	0	1,326,000	1,610,000	

# Tamarac Elementary School

## Adopted District Educational Facilities Plan

Project	<i>Carryover (2014-15)</i>	Year 1 (2015-16)	Year 2 (2016-17)	Year 3 (2017-18)	Year 4 (2018-19)	Total	Scope
There are no ADEFP projects for this location.							

### SMART Program

Project	<i>Carryover (2014-15)</i>	Year 1 (2015-16)	Year 2 (2016-17)	Year 3 (2017-18)	Year 4 (2018-19)	Total	Scope
Safety & Security		854,000				854,000	Fire Sprinklers
Renovation	2,132,000					2,132,000	HVAC Improvements
Renovation		17,000				17,000	CAT 6 Data port Upgrade
Renovation			205,000			205,000	Building Envelope Improvements (Roof, Window, Ext Wall, etc.)
Renovation		117,000				117,000	Wireless Network Upgrade
Renovation	100,000					100,000	School Choice Enhancement
Renovation				295,000		295,000	Media Center improvements
Technology		251,000				251,000	Additional computers to close computer gap
Technology		26,000				26,000	Technology Infrastructure (Servers, Racks, etc.) Upgrade
<b>SMART Sub-Total</b>	<b>2,232,000</b>	<b>1,265,000</b>	<b>205,000</b>	<b>295,000</b>	<b>0</b>	<b>3,997,000</b>	

Project	<i>Carryover (2014-15)</i>	Year 1 (2015-16)	Year 2 (2016-17)	Year 3 (2017-18)	Year 4 (2018-19)	Total	Scope
<b>School Total</b>	<b>2,232,000</b>	<b>1,265,000</b>	<b>205,000</b>	<b>295,000</b>	<b>0</b>	<b>3,997,000</b>	

# Taravella, J.P. Senior High School

## Adopted District Educational Facilities Plan

Project	Carryover (2014-15)	Year 1 (2015-16)	Year 2 (2016-17)	Year 3 (2017-18)	Year 4 (2018-19)	Total	Scope
ADA	458,554					458,554	ADA Restrooms
ADEFP Sub-Total	458,554	0	0	0	0	458,554	

## SMART Program

Project	Carryover (2014-15)	Year 1 (2015-16)	Year 2 (2016-17)	Year 3 (2017-18)	Year 4 (2018-19)	Total	Scope
Safety & Security				2,236,000		2,236,000	Fire Sprinklers
Safety & Security				540,000		540,000	Single Point of Entry
Safety & Security				65,000		65,000	Safety / Security Upgrade
Athletics		300,000				300,000	Track Resurfacing
Athletics				121,000		121,000	Weight Room Renovation
Renovation				406,000		406,000	Media Center improvements
Renovation				5,798,000		5,798,000	HVAC Improvements
Renovation	20,000					20,000	CAT 6 Data port Upgrade
Renovation				1,441,000		1,441,000	Building Envelope Improvements (Roof, Window, Ext Wall, etc.)
Renovation	113,000					113,000	Wireless Network Upgrade
Renovation				1,044,000		1,044,000	STEM Lab improvements
Renovation				100,000		100,000	School Choice Enhancement
Technology	788,000					788,000	Additional computers to close computer gap
Technology	429,000					429,000	Technology Infrastructure (Servers, Racks, etc.) Upgrade
SMART Sub-Total	1,350,000	300,000	0	11,751,000	0	13,401,000	

	Carryover (2014-15)	Year 1 (2015-16)	Year 2 (2016-17)	Year 3 (2017-18)	Year 4 (2018-19)	Total	
<b>School Total</b>	1,808,554	300,000	0	11,751,000	0	13,859,554	



# Tedder Elementary School

## Adopted District Educational Facilities Plan

Project	<i>Carryover (2014-15)</i>	Year 1 (2015-16)	Year 2 (2016-17)	Year 3 (2017-18)	Year 4 (2018-19)	Total	Scope
There are no ADEFP projects for this location.							

### SMART Program

Project	<i>Carryover (2014-15)</i>	Year 1 (2015-16)	Year 2 (2016-17)	Year 3 (2017-18)	Year 4 (2018-19)	Total	Scope
Safety & Security		215,000				215,000	Fire Sprinklers
Safety & Security		294,000				294,000	Fire Alarm
Athletics		14,000				14,000	PE/Athletic Improvements
Renovation			50,000			50,000	Wireless Network Upgrade
Renovation		100,000				100,000	School Choice Enhancement
Renovation		994,000				994,000	HVAC Improvements
Renovation			5,000			5,000	CAT 6 Data port Upgrade
Renovation		1,671,000				1,671,000	Building Envelope Improvements (Roof, Window, Ext Wall, etc.)
Technology			90,000			90,000	Additional computers to close computer gap
SMART Sub-Total	0	3,288,000	145,000	0	0	3,433,000	

	<i>Carryover (2014-15)</i>	Year 1 (2015-16)	Year 2 (2016-17)	Year 3 (2017-18)	Year 4 (2018-19)	Total
<b>School Total</b>	0	3,288,000	145,000	0	0	3,433,000

# Tequesta Trace Middle School

## Adopted District Educational Facilities Plan

Project	<i>Carryover (2014-15)</i>	Year 1 (2015-16)	Year 2 (2016-17)	Year 3 (2017-18)	Year 4 (2018-19)	Total	Scope
There are no ADEFP projects for this location.							

### SMART Program

Project	<i>Carryover (2014-15)</i>	Year 1 (2015-16)	Year 2 (2016-17)	Year 3 (2017-18)	Year 4 (2018-19)	Total	Scope
Safety & Security				233,000		233,000	Single Point of Entry
Safety & Security	15,000					15,000	Fire Sprinklers
Safety & Security				462,000		462,000	Fire Alarm
Renovation			16,000			16,000	CAT 6 Data port Upgrade
Renovation				1,883,000		1,883,000	Building Envelope Improvements (Roof, Window, Ext Wall, etc.)
Renovation			56,000			56,000	Wireless Network Upgrade
Renovation				100,000		100,000	School Choice Enhancement
Renovation				666,000		666,000	HVAC Improvements
Renovation				265,000		265,000	Electrical Improvements
Technology			166,000			166,000	Technology Infrastructure (Servers, Racks, etc.) Upgrade
Technology			204,000			204,000	Additional computers to close computer gap
<b>SMART Sub-Total</b>	15,000	0	442,000	3,609,000	0	4,066,000	

	<i>Carryover (2014-15)</i>	Year 1 (2015-16)	Year 2 (2016-17)	Year 3 (2017-18)	Year 4 (2018-19)	Total	
<b>School Total</b>	15,000	0	442,000	3,609,000	0	4,066,000	

# The Quest Center

## Adopted District Educational Facilities Plan

Project	<i>Carryover (2014-15)</i>	Year 1 (2015-16)	Year 2 (2016-17)	Year 3 (2017-18)	Year 4 (2018-19)	Total	Scope
There are no ADEFP projects for this location.							

### SMART Program

Project	<i>Carryover (2014-15)</i>	Year 1 (2015-16)	Year 2 (2016-17)	Year 3 (2017-18)	Year 4 (2018-19)	Total	Scope
Safety & Security				90,000		90,000	Single Point of Entry
Safety & Security			84,000			84,000	Safety / Security Upgrade
Safety & Security			377,000			377,000	Fire Alarm
Renovation			54,000			54,000	Wireless Network Upgrade
Renovation	100,000					100,000	School Choice Enhancement
Renovation	934,000					934,000	HVAC Improvements
Renovation			293,000			293,000	Electrical Improvements
Technology			22,000			22,000	Additional computers to close computer gap
<b>SMART Sub-Total</b>	<b>1,034,000</b>	<b>0</b>	<b>830,000</b>	<b>90,000</b>	<b>0</b>	<b>1,954,000</b>	

	<i>Carryover (2014-15)</i>	Year 1 (2015-16)	Year 2 (2016-17)	Year 3 (2017-18)	Year 4 (2018-19)	Total	
<b>School Total</b>	<b>1,034,000</b>	<b>0</b>	<b>830,000</b>	<b>90,000</b>	<b>0</b>	<b>1,954,000</b>	

# Thurgood Marshall Elementary School

## Adopted District Educational Facilities Plan

Project	Carryover (2014-15)	Year 1 (2015-16)	Year 2 (2016-17)	Year 3 (2017-18)	Year 4 (2018-19)	Total	Scope
ADA	53,736					53,736	ADA Restrooms
ADEFP Sub-Total	53,736	0	0	0	0	53,736	

## SMART Program

Project	Carryover (2014-15)	Year 1 (2015-16)	Year 2 (2016-17)	Year 3 (2017-18)	Year 4 (2018-19)	Total	Scope
Renovation					1,104,000	1,104,000	HVAC Improvements
Renovation		19,000				19,000	CAT 6 Data port Upgrade
Renovation					842,000	842,000	Building Envelope Improvements (Roof, Window, Ext Wall, etc.)
Renovation		30,000				30,000	Wireless Network Upgrade
Renovation					100,000	100,000	School Choice Enhancement
Technology		100,000				100,000	Additional computers to close computer gap
SMART Sub-Total	0	149,000	0	0	2,046,000	2,195,000	

	Carryover (2014-15)	Year 1 (2015-16)	Year 2 (2016-17)	Year 3 (2017-18)	Year 4 (2018-19)	Total	
<b>School Total</b>	53,736	149,000	0	0	2,046,000	2,248,736	

# Tradewinds Elementary School

## Adopted District Educational Facilities Plan

Project	<i>Carryover (2014-15)</i>	Year 1 (2015-16)	Year 2 (2016-17)	Year 3 (2017-18)	Year 4 (2018-19)	Total	Scope
There are no ADEFP projects for this location.							

### SMART Program

Project	<i>Carryover (2014-15)</i>	Year 1 (2015-16)	Year 2 (2016-17)	Year 3 (2017-18)	Year 4 (2018-19)	Total	Scope
Safety & Security					195,000	195,000	Single Point of Entry
Music & Art					186,000	186,000	Music Room Renovation and Instruments
Music & Art					169,000	169,000	Conversion of Existing Space to Music and/or Art Lab(s)
Athletics					7,000	7,000	PE/Athletic Improvements
Renovation					194,000	194,000	HVAC Improvements
Renovation		11,000				11,000	CAT 6 Data port Upgrade
Renovation					1,205,000	1,205,000	Building Envelope Improvements (Roof, Window, Ext Wall, etc.)
Renovation		95,000				95,000	Wireless Network Upgrade
Renovation					100,000	100,000	School Choice Enhancement
Technology		314,000				314,000	Additional computers to close computer gap
Technology		4,000				4,000	Technology Infrastructure (Servers, Racks, etc.) Upgrade
<b>SMART Sub-Total</b>	0	424,000	0	0	2,056,000	2,480,000	

Project	<i>Carryover (2014-15)</i>	Year 1 (2015-16)	Year 2 (2016-17)	Year 3 (2017-18)	Year 4 (2018-19)	Total	Scope
<b>School Total</b>	0	424,000	0	0	2,056,000	2,480,000	

# Tropical Elementary School

## Adopted District Educational Facilities Plan

Project	<i>Carryover (2014-15)</i>	Year 1 (2015-16)	Year 2 (2016-17)	Year 3 (2017-18)	Year 4 (2018-19)	Total	Scope
There are no ADEFP projects for this location.							

### SMART Program

Project	<i>Carryover (2014-15)</i>	Year 1 (2015-16)	Year 2 (2016-17)	Year 3 (2017-18)	Year 4 (2018-19)	Total	Scope
Safety & Security		33,000				33,000	Fire Sprinklers
Safety & Security		252,000				252,000	Fire Alarm
Music & Art				169,000		169,000	Conversion of Existing Space to Music and/or Art Lab(s)
Renovation					55,000	55,000	Building Envelope Improvements (Roof, Window, Ext Wall, etc.)
Renovation			76,000			76,000	Wireless Network Upgrade
Renovation	100,000					100,000	School Choice Enhancement
Renovation				237,000		237,000	Media Center improvements
Renovation	166,000					166,000	HVAC Improvements
Renovation			8,000			8,000	CAT 6 Data port Upgrade
Technology			66,000			66,000	Technology Infrastructure (Servers, Racks, etc.) Upgrade
Technology			132,000			132,000	Additional computers to close computer gap
<b>SMART Sub-Total</b>	<b>266,000</b>	<b>285,000</b>	<b>282,000</b>	<b>406,000</b>	<b>55,000</b>	<b>1,294,000</b>	

	<i>Carryover (2014-15)</i>	Year 1 (2015-16)	Year 2 (2016-17)	Year 3 (2017-18)	Year 4 (2018-19)	Total	
<b>School Total</b>	<b>266,000</b>	<b>285,000</b>	<b>282,000</b>	<b>406,000</b>	<b>55,000</b>	<b>1,294,000</b>	

## Twin Lakes Annex

### Adopted District Educational Facilities Plan

Project	<i>Carryover (2014-15)</i>	Year 1 (2015-16)	Year 2 (2016-17)	Year 3 (2017-18)	Year 4 (2018-19)	Total	Scope
Building Envelope	2,063,139					2,063,139	Reroof Bldg. 1
Replacement of 550 Gal. Waste Oil Tank	34,750					34,750	Replace existing underground waste oil tank with a 550 Gal. above ground tank. Cut and cap existing waste oil piping. Includes soil testing and Closure Forms submittal to Broward County Environmental Protection Department.
<b>ADEFP Sub-Total</b>	<b>2,097,889</b>	<b>0</b>	<b>0</b>	<b>0</b>	<b>0</b>	<b>2,097,889</b>	

### SMART Program

Project	<i>Carryover (2014-15)</i>	Year 1 (2015-16)	Year 2 (2016-17)	Year 3 (2017-18)	Year 4 (2018-19)	Total	Scope
There are no SMART projects for this location.							

	<i>Carryover (2014-15)</i>	Year 1 (2015-16)	Year 2 (2016-17)	Year 3 (2017-18)	Year 4 (2018-19)	Total
<b>School Total</b>	<b>2,097,889</b>	<b>0</b>	<b>0</b>	<b>0</b>	<b>0</b>	<b>2,097,889</b>

## Village Elementary School

### Adopted District Educational Facilities Plan

Project	<i>Carryover (2014-15)</i>	Year 1 (2015-16)	Year 2 (2016-17)	Year 3 (2017-18)	Year 4 (2018-19)	Total	Scope
There are no ADEFP projects for this location.							

### SMART Program

Project	<i>Carryover (2014-15)</i>	Year 1 (2015-16)	Year 2 (2016-17)	Year 3 (2017-18)	Year 4 (2018-19)	Total	Scope
Safety & Security				195,000		195,000	Single Point of Entry
Safety & Security		304,000				304,000	Fire Sprinklers
Safety & Security		293,000				293,000	Fire Alarm
Renovation		36,000				36,000	Wireless Network Upgrade
Renovation	100,000					100,000	School Choice Enhancement
Renovation				175,000		175,000	Media Center improvements
Renovation			150,000			150,000	HVAC Improvements
Renovation		5,000				5,000	CAT 6 Data port Upgrade
Renovation					81,000	81,000	Building Envelope Improvements (Roof, Window, Ext Wall, etc.)
Technology		181,000				181,000	Additional computers to close computer gap
<b>SMART Sub-Total</b>	<b>100,000</b>	<b>819,000</b>	<b>150,000</b>	<b>370,000</b>	<b>81,000</b>	<b>1,520,000</b>	

	<i>Carryover (2014-15)</i>	Year 1 (2015-16)	Year 2 (2016-17)	Year 3 (2017-18)	Year 4 (2018-19)	Total
<b>School Total</b>	<b>100,000</b>	<b>819,000</b>	<b>150,000</b>	<b>370,000</b>	<b>81,000</b>	<b>1,520,000</b>



# Walker Elementary School

## Adopted District Educational Facilities Plan

Project	<i>Carryover (2014-15)</i>	Year 1 (2015-16)	Year 2 (2016-17)	Year 3 (2017-18)	Year 4 (2018-19)	Total	Scope
There are no ADEFP projects for this location.							

### SMART Program

Project	<i>Carryover (2014-15)</i>	Year 1 (2015-16)	Year 2 (2016-17)	Year 3 (2017-18)	Year 4 (2018-19)	Total	Scope
Safety & Security		294,000				294,000	Fire Alarm
Renovation				380,000		380,000	Building Envelope Improvements (Roof, Window, Ext Wall, etc.)
Renovation			43,000			43,000	Wireless Network Upgrade
Renovation	100,000					100,000	School Choice Enhancement
Renovation		917,000				917,000	HVAC Improvements
Renovation			21,000			21,000	CAT 6 Data port Upgrade
Technology			69,000			69,000	Additional computers to close computer gap
<b>SMART Sub-Total</b>	100,000	1,211,000	133,000	380,000	0	1,824,000	

	<i>Carryover (2014-15)</i>	Year 1 (2015-16)	Year 2 (2016-17)	Year 3 (2017-18)	Year 4 (2018-19)	Total
<b>School Total</b>	100,000	1,211,000	133,000	380,000	0	1,824,000

# Watkins Elementary School

## Adopted District Educational Facilities Plan

Project	Carryover (2014-15)	Year 1 (2015-16)	Year 2 (2016-17)	Year 3 (2017-18)	Year 4 (2018-19)	Total	Scope
Install New DX AC Unit	50,000					50,000	Installation of new dedicated split DX AC unit in Building 1 Room 103F to provide better climate control.
ADEFP Sub-Total	50,000	0	0	0	0	50,000	

## SMART Program

Project	Carryover (2014-15)	Year 1 (2015-16)	Year 2 (2016-17)	Year 3 (2017-18)	Year 4 (2018-19)	Total	Scope
Safety & Security					60,000	60,000	Single Point of Entry
Safety & Security					26,000	26,000	Fire Sprinklers
Renovation		34,000				34,000	Wireless Network Upgrade
Renovation					100,000	100,000	School Choice Enhancement
Renovation		12,000				12,000	CAT 6 Data port Upgrade
Renovation					895,000	895,000	Building Envelope Improvements (Roof, Window, Ext Wall, etc.)
Technology		9,000				9,000	Technology Infrastructure (Servers, Racks, etc.) Upgrade
Technology		153,000				153,000	Additional computers to close computer gap
SMART Sub-Total	0	208,000	0	0	1,081,000	1,289,000	

	Carryover (2014-15)	Year 1 (2015-16)	Year 2 (2016-17)	Year 3 (2017-18)	Year 4 (2018-19)	Total	
<b>School Total</b>	50,000	208,000	0	0	1,081,000	1,339,000	

# Welleby Elementary School

## Adopted District Educational Facilities Plan

Project	<i>Carryover (2014-15)</i>	Year 1 (2015-16)	Year 2 (2016-17)	Year 3 (2017-18)	Year 4 (2018-19)	Total	Scope
There are no ADEFP projects for this location.							

### SMART Program

Project	<i>Carryover (2014-15)</i>	Year 1 (2015-16)	Year 2 (2016-17)	Year 3 (2017-18)	Year 4 (2018-19)	Total	Scope
Safety & Security					195,000	195,000	Single Point of Entry
Safety & Security					835,000	835,000	Fire Sprinklers
Safety & Security					293,000	293,000	Fire Alarm
Renovation		17,000				17,000	CAT 6 Data port Upgrade
Renovation					896,000	896,000	Building Envelope Improvements (Roof, Window, Ext Wall, etc.)
Renovation		86,000				86,000	Wireless Network Upgrade
Renovation					100,000	100,000	School Choice Enhancement
Renovation					491,000	491,000	HVAC Improvements
Renovation					260,000	260,000	Electrical Improvements
Technology		166,000				166,000	Additional computers to close computer gap
Technology		82,000				82,000	Technology Infrastructure (Servers, Racks, etc.) Upgrade
<b>SMART Sub-Total</b>	0	351,000	0	0	3,070,000	3,421,000	

Project	<i>Carryover (2014-15)</i>	Year 1 (2015-16)	Year 2 (2016-17)	Year 3 (2017-18)	Year 4 (2018-19)	Total	Scope
<b>School Total</b>	0	351,000	0	0	3,070,000	3,421,000	

# West Broward High School

## Adopted District Educational Facilities Plan

Project	<i>Carryover (2014-15)</i>	Year 1 (2015-16)	Year 2 (2016-17)	Year 3 (2017-18)	Year 4 (2018-19)	Total	Scope
There are no ADEFP projects for this location.							

### SMART Program

Project	<i>Carryover (2014-15)</i>	Year 1 (2015-16)	Year 2 (2016-17)	Year 3 (2017-18)	Year 4 (2018-19)	Total	Scope
Athletics			300,000			300,000	Track Resurfacing
Athletics				121,000		121,000	Weight Room Renovation
Renovation		28,000				28,000	Wireless Network Upgrade
Renovation	100,000					100,000	School Choice Enhancement
Renovation					438,000	438,000	HVAC Improvements
Renovation		55,000				55,000	CAT 6 Data port Upgrade
Technology		683,000				683,000	Additional computers to close computer gap
<b>SMART Sub-Total</b>	100,000	766,000	300,000	121,000	438,000	1,725,000	

Project	<i>Carryover (2014-15)</i>	Year 1 (2015-16)	Year 2 (2016-17)	Year 3 (2017-18)	Year 4 (2018-19)	Total	Scope
<b>School Total</b>	100,000	766,000	300,000	121,000	438,000	1,725,000	

# West Hollywood Elementary School

## Adopted District Educational Facilities Plan

Project	<i>Carryover (2014-15)</i>	Year 1 (2015-16)	Year 2 (2016-17)	Year 3 (2017-18)	Year 4 (2018-19)	Total	Scope
There are no ADEFP projects for this location.							

### SMART Program

Project	<i>Carryover (2014-15)</i>	Year 1 (2015-16)	Year 2 (2016-17)	Year 3 (2017-18)	Year 4 (2018-19)	Total	Scope
Safety & Security		294,000				294,000	Fire Alarm
Renovation			27,000			27,000	Wireless Network Upgrade
Renovation	100,000					100,000	School Choice Enhancement
Renovation	1,644,000					1,644,000	HVAC Improvements
Renovation			12,000			12,000	CAT 6 Data port Upgrade
Renovation			741,000			741,000	Building Envelope Improvements (Roof, Window, Ext Wall, etc.)
Technology			141,000			141,000	Additional computers to close computer gap
<b>SMART Sub-Total</b>	<b>1,744,000</b>	<b>294,000</b>	<b>921,000</b>	<b>0</b>	<b>0</b>	<b>2,959,000</b>	

	<i>Carryover (2014-15)</i>	Year 1 (2015-16)	Year 2 (2016-17)	Year 3 (2017-18)	Year 4 (2018-19)	Total	
<b>School Total</b>	<b>1,744,000</b>	<b>294,000</b>	<b>921,000</b>	<b>0</b>	<b>0</b>	<b>2,959,000</b>	

# Westchester Elementary School

## Adopted District Educational Facilities Plan

Project	Carryover (2014-15)	Year 1 (2015-16)	Year 2 (2016-17)	Year 3 (2017-18)	Year 4 (2018-19)	Total	Scope
ADA	1,797,142					1,797,142	ADA Restrooms, Replace Fire Alarm, Drainage Improvements
ADEFP Sub-Total	1,797,142	0	0	0	0	1,797,142	

## SMART Program

Project	Carryover (2014-15)	Year 1 (2015-16)	Year 2 (2016-17)	Year 3 (2017-18)	Year 4 (2018-19)	Total	Scope
Safety & Security		772,000				772,000	Fire Sprinklers
Renovation					182,000	182,000	Building Envelope Improvements (Roof, Window, Ext Wall, etc.)
Renovation		104,000				104,000	Wireless Network Upgrade
Renovation	100,000					100,000	School Choice Enhancement
Renovation				208,000		208,000	Media Center improvements
Renovation	323,000					323,000	HVAC Improvements
Renovation			263,000			263,000	Electrical Improvements
Renovation		19,000				19,000	CAT 6 Data port Upgrade
Technology		52,000				52,000	Technology Infrastructure (Servers, Racks, etc.) Upgrade
Technology		205,000				205,000	Additional computers to close computer gap
SMART Sub-Total	423,000	1,152,000	263,000	208,000	182,000	2,228,000	

	Carryover (2014-15)	Year 1 (2015-16)	Year 2 (2016-17)	Year 3 (2017-18)	Year 4 (2018-19)	Total	
<b>School Total</b>	2,220,142	1,152,000	263,000	208,000	182,000	4,025,142	

# Western Senior High School

## Adopted District Educational Facilities Plan

Project	<i>Carryover (2014-15)</i>	Year 1 (2015-16)	Year 2 (2016-17)	Year 3 (2017-18)	Year 4 (2018-19)	Total	Scope
<b>There are no ADEFP projects for this location.</b>							

### SMART Program

Project	<i>Carryover (2014-15)</i>	Year 1 (2015-16)	Year 2 (2016-17)	Year 3 (2017-18)	Year 4 (2018-19)	Total	Scope
Safety & Security				92,000		92,000	Safety / Security Upgrade
Athletics	300,000					300,000	Track Resurfacing
Athletics				121,000		121,000	Weight Room Renovation
Renovation	92,000					92,000	Wireless Network Upgrade
Renovation				1,280,000		1,280,000	STEM Lab improvements
Renovation				100,000		100,000	School Choice Enhancement
Renovation				414,000		414,000	Media Center improvements
Renovation				1,971,000		1,971,000	HVAC Improvements
Renovation				325,000		325,000	Electrical Improvements
Renovation	49,000					49,000	CAT 6 Data port Upgrade
Renovation				144,000		144,000	Building Envelope Improvements (Roof, Window, Ext Wall, etc.)
Technology	297,000					297,000	Technology Infrastructure (Servers, Racks, etc.) Upgrade
Technology	668,000					668,000	Additional computers to close computer gap
<b>SMART Sub-Total</b>	<b>1,406,000</b>	<b>0</b>	<b>0</b>	<b>4,447,000</b>	<b>0</b>	<b>5,853,000</b>	

	<i>Carryover (2014-15)</i>	Year 1 (2015-16)	Year 2 (2016-17)	Year 3 (2017-18)	Year 4 (2018-19)	Total	
<b>School Total</b>	<b>1,406,000</b>	<b>0</b>	<b>0</b>	<b>4,447,000</b>	<b>0</b>	<b>5,853,000</b>	

# Westglades Middle School

## Adopted District Educational Facilities Plan

Project	Carryover (2014-15)	Year 1 (2015-16)	Year 2 (2016-17)	Year 3 (2017-18)	Year 4 (2018-19)	Total	Scope
Various Categories	150,000					150,000	School Zone Traffic Signalization
ADEFP Sub-Total	150,000	0	0	0	0	150,000	

## SMART Program

Project	Carryover (2014-15)	Year 1 (2015-16)	Year 2 (2016-17)	Year 3 (2017-18)	Year 4 (2018-19)	Total	Scope
Safety & Security					233,000	233,000	Single Point of Entry
Renovation					100,000	100,000	School Choice Enhancement
Renovation			25,000			25,000	CAT 6 Data port Upgrade
Renovation					2,837,000	2,837,000	Building Envelope Improvements (Roof, Window, Ext Wall, etc.)
Technology			215,000			215,000	Technology Infrastructure (Servers, Racks, etc.) Upgrade
Technology			304,000			304,000	Additional computers to close computer gap
SMART Sub-Total	0	0	544,000	0	3,170,000	3,714,000	

	Carryover (2014-15)	Year 1 (2015-16)	Year 2 (2016-17)	Year 3 (2017-18)	Year 4 (2018-19)	Total	
<b>School Total</b>	150,000	0	544,000	0	3,170,000	3,864,000	



# Westpine Middle School

## Adopted District Educational Facilities Plan

Project	<i>Carryover (2014-15)</i>	Year 1 (2015-16)	Year 2 (2016-17)	Year 3 (2017-18)	Year 4 (2018-19)	Total	Scope
There are no ADEFP projects for this location.							

### SMART Program

Project	<i>Carryover (2014-15)</i>	Year 1 (2015-16)	Year 2 (2016-17)	Year 3 (2017-18)	Year 4 (2018-19)	Total	Scope
Safety & Security				233,000		233,000	Single Point of Entry
Safety & Security				15,000		15,000	Fire Sprinklers
Renovation			119,000			119,000	Wireless Network Upgrade
Renovation				100,000		100,000	School Choice Enhancement
Renovation				204,000		204,000	HVAC Improvements
Renovation			17,000			17,000	CAT 6 Data port Upgrade
Renovation				2,066,000		2,066,000	Building Envelope Improvements (Roof, Window, Ext Wall, etc.)
Technology			9,000			9,000	Technology Infrastructure (Servers, Racks, etc.) Upgrade
Technology			236,000			236,000	Additional computers to close computer gap
<b>SMART Sub-Total</b>	0	0	381,000	2,618,000	0	2,999,000	

	<i>Carryover (2014-15)</i>	Year 1 (2015-16)	Year 2 (2016-17)	Year 3 (2017-18)	Year 4 (2018-19)	Total	
<b>School Total</b>	0	0	381,000	2,618,000	0	2,999,000	

# Westwood Heights Elementary School

## Adopted District Educational Facilities Plan

Project	<i>Carryover (2014-15)</i>	Year 1 (2015-16)	Year 2 (2016-17)	Year 3 (2017-18)	Year 4 (2018-19)	Total	Scope
There are no ADEFP projects for this location.							

### SMART Program

Project	<i>Carryover (2014-15)</i>	Year 1 (2015-16)	Year 2 (2016-17)	Year 3 (2017-18)	Year 4 (2018-19)	Total	Scope
Renovation			34,000			34,000	Wireless Network Upgrade
Renovation	100,000					100,000	School Choice Enhancement
Renovation				110,000		110,000	Media Center improvements
Renovation	628,000					628,000	HVAC Improvements
Renovation			18,000			18,000	CAT 6 Data port Upgrade
Renovation			982,000			982,000	Building Envelope Improvements (Roof, Window, Ext Wall, etc.)
Technology			82,000			82,000	Additional computers to close computer gap
<b>SMART Sub-Total</b>	<b>728,000</b>	<b>0</b>	<b>1,116,000</b>	<b>110,000</b>	<b>0</b>	<b>1,954,000</b>	

	<i>Carryover (2014-15)</i>	Year 1 (2015-16)	Year 2 (2016-17)	Year 3 (2017-18)	Year 4 (2018-19)	Total
<b>School Total</b>	<b>728,000</b>	<b>0</b>	<b>1,116,000</b>	<b>110,000</b>	<b>0</b>	<b>1,954,000</b>

## Whiddon-Rogers Education Center

### Adopted District Educational Facilities Plan

Project	<i>Carryover (2014-15)</i>	Year 1 (2015-16)	Year 2 (2016-17)	Year 3 (2017-18)	Year 4 (2018-19)	Total	Scope
There are no ADEFP projects for this location.							

### SMART Program

Project	<i>Carryover (2014-15)</i>	Year 1 (2015-16)	Year 2 (2016-17)	Year 3 (2017-18)	Year 4 (2018-19)	Total	Scope
Safety & Security	462,000					462,000	Fire Alarm
Renovation	559,000					559,000	Replacement of building 13
Renovation	499,000					499,000	Replacement of building 12
Renovation	569,000					569,000	Replacement of building 11
Renovation	525,000					525,000	Replacement of building 10
Renovation	142,000					142,000	Media Center improvements
Renovation	1,324,000					1,324,000	HVAC Improvements
Renovation			32,000			32,000	CAT 6 Data port Upgrade
Renovation	1,246,000					1,246,000	Building Envelope Improvements (Roof, Window, Ext Wall, etc.)
Renovation			104,000			104,000	Wireless Network Upgrade
Renovation	100,000					100,000	School Choice Enhancement
Technology			50,000			50,000	Additional computers to close computer gap
Technology			18,000			18,000	Technology Infrastructure (Servers, Racks, etc.) Upgrade
<b>SMART Sub-Total</b>	<b>5,426,000</b>	<b>0</b>	<b>204,000</b>	<b>0</b>	<b>0</b>	<b>5,630,000</b>	

	<i>Carryover (2014-15)</i>	Year 1 (2015-16)	Year 2 (2016-17)	Year 3 (2017-18)	Year 4 (2018-19)	Total	
<b>School Total</b>	<b>5,426,000</b>	<b>0</b>	<b>204,000</b>	<b>0</b>	<b>0</b>	<b>5,630,000</b>	

# Whispering Pines Education Center

## Adopted District Educational Facilities Plan

Project	Carryover (2014-15)	Year 1 (2015-16)	Year 2 (2016-17)	Year 3 (2017-18)	Year 4 (2018-19)	Total	Scope
Active Closeout	566,466					566,466	ADA Restroom Renovation
ADEFP Sub-Total	566,466	0	0	0	0	566,466	

## SMART Program

Project	Carryover (2014-15)	Year 1 (2015-16)	Year 2 (2016-17)	Year 3 (2017-18)	Year 4 (2018-19)	Total	Scope
Safety & Security					270,000	270,000	Single Point of Entry
Safety & Security					11,000	11,000	Fire Sprinklers
Safety & Security					462,000	462,000	Fire Alarm
Renovation			33,000			33,000	Wireless Network Upgrade
Renovation					100,000	100,000	School Choice Enhancement
Renovation					790,000	790,000	HVAC Improvements
Renovation					837,000	837,000	Building Envelope Improvements (Roof, Window, Ext Wall, etc.)
SMART Sub-Total	0	0	33,000	0	2,470,000	2,503,000	

	Carryover (2014-15)	Year 1 (2015-16)	Year 2 (2016-17)	Year 3 (2017-18)	Year 4 (2018-19)	Total	
<b>School Total</b>	566,466	0	33,000	0	2,470,000	3,069,466	

# Wilton Manors Elementary School

## Adopted District Educational Facilities Plan

Project	<i>Carryover (2014-15)</i>	Year 1 (2015-16)	Year 2 (2016-17)	Year 3 (2017-18)	Year 4 (2018-19)	Total	Scope
There are no ADEFP projects for this location.							

### SMART Program

Project	<i>Carryover (2014-15)</i>	Year 1 (2015-16)	Year 2 (2016-17)	Year 3 (2017-18)	Year 4 (2018-19)	Total	Scope
Safety & Security				252,000		252,000	Fire Alarm
Renovation		24,000				24,000	Wireless Network Upgrade
Renovation				100,000		100,000	School Choice Enhancement
Renovation				2,226,000		2,226,000	HVAC Improvements
Renovation		16,000				16,000	CAT 6 Data port Upgrade
Renovation				960,000		960,000	Building Envelope Improvements (Roof, Window, Ext Wall, etc.)
Technology		129,000				129,000	Additional computers to close computer gap
SMART Sub-Total	0	169,000	0	3,538,000	0	3,707,000	

	<i>Carryover (2014-15)</i>	Year 1 (2015-16)	Year 2 (2016-17)	Year 3 (2017-18)	Year 4 (2018-19)	Total	
<b>School Total</b>	0	169,000	0	3,538,000	0	3,707,000	

# Wingate Oaks Center

## Adopted District Educational Facilities Plan

Project	<i>Carryover (2014-15)</i>	Year 1 (2015-16)	Year 2 (2016-17)	Year 3 (2017-18)	Year 4 (2018-19)	Total	Scope
<del>HVAC</del>	<del>2,215,650</del>					<del>2,215,650</del>	<del>HVAC IAQ</del>
ADEFP Sub-Total	0	0	0	0	0	0	

## SMART Program

Project	<i>Carryover (2014-15)</i>	Year 1 (2015-16)	Year 2 (2016-17)	Year 3 (2017-18)	Year 4 (2018-19)	Total	Scope
<a href="#">Safety &amp; Security</a>	<a href="#">420,000</a>					<a href="#">420,000</a>	<a href="#">Fire Alarm</a>
Renovation	100,000					100,000	School Choice Enhancement
Renovation	116,000					116,000	Media Center improvements
<a href="#">Renovation</a>	<a href="#">700,000</a>					<a href="#">700,000</a>	<a href="#">Replacement of HVAC equipment in buildings 1,2,4,5.</a>
Renovation			61,000			61,000	Wireless Network Upgrade
Technology			103,000			103,000	Technology Infrastructure (Servers, Racks, etc.) Upgrade
Technology			11,000			11,000	Additional computers to close computer gap
SMART Sub-Total	1,336,000	0	175,000	0	0	1,511,000	

	<i>Carryover (2014-15)</i>	Year 1 (2015-16)	Year 2 (2016-17)	Year 3 (2017-18)	Year 4 (2018-19)	Total	
<b>School Total</b>	1,336,000	0	175,000	0	0	1,511,000	

# Winston Park Elementary School

## Adopted District Educational Facilities Plan

Project	<i>Carryover (2014-15)</i>	Year 1 (2015-16)	Year 2 (2016-17)	Year 3 (2017-18)	Year 4 (2018-19)	Total	Scope
There are no ADEFP projects for this location.							

### SMART Program

Project	<i>Carryover (2014-15)</i>	Year 1 (2015-16)	Year 2 (2016-17)	Year 3 (2017-18)	Year 4 (2018-19)	Total	Scope
Safety & Security				1,033,000		1,033,000	HVAC Improvements
Safety & Security				819,000		819,000	Fire Sprinklers
Music & Art				186,000		186,000	Music Room Renovation and Instruments
Music & Art				339,000		339,000	Conversion of Existing Space to Music and/or Art Lab(s)
Music & Art				65,000		65,000	Art Room Renovation and Equipment
Renovation		105,000				105,000	Wireless Network Upgrade
Renovation				100,000		100,000	School Choice Enhancement
Renovation		19,000				19,000	CAT 6 Data port Upgrade
Renovation				289,000		289,000	Building Envelope Improvements (Roof, Window, Ext Wall, etc.)
Technology		73,000				73,000	Technology Infrastructure (Servers, Racks, etc.) Upgrade
Technology		360,000				360,000	Additional computers to close computer gap
<b>SMART Sub-Total</b>	0	557,000	0	2,831,000	0	3,388,000	

Project	<i>Carryover (2014-15)</i>	Year 1 (2015-16)	Year 2 (2016-17)	Year 3 (2017-18)	Year 4 (2018-19)	Total	Scope
<b>School Total</b>	0	557,000	0	2,831,000	0	3,388,000	

# Young, Virginia Shuman Elementary School

## Adopted District Educational Facilities Plan

Project	<i>Carryover (2014-15)</i>	Year 1 (2015-16)	Year 2 (2016-17)	Year 3 (2017-18)	Year 4 (2018-19)	Total	Scope
There are no ADEFP projects for this location.							

### SMART Program

Project	<i>Carryover (2014-15)</i>	Year 1 (2015-16)	Year 2 (2016-17)	Year 3 (2017-18)	Year 4 (2018-19)	Total	Scope
Safety & Security				319,000		319,000	Fire Alarm
Renovation				100,000		100,000	School Choice Enhancement
Renovation				596,000		596,000	HVAC Improvements
Renovation			20,000			20,000	CAT 6 Data port Upgrade
Renovation				809,000		809,000	Building Envelope Improvements (Roof, Window, Ext Wall, etc.)
Renovation			64,000			64,000	Wireless Network Upgrade
Technology			43,000			43,000	Technology Infrastructure (Servers, Racks, etc.) Upgrade
Technology			145,000			145,000	Additional computers to close computer gap
SMART Sub-Total	0	0	272,000	1,824,000	0	2,096,000	

	<i>Carryover (2014-15)</i>	Year 1 (2015-16)	Year 2 (2016-17)	Year 3 (2017-18)	Year 4 (2018-19)	Total	
<b>School Total</b>	0	0	272,000	1,824,000	0	2,096,000	



## Young, Walter C. Middle School

### Adopted District Educational Facilities Plan

Project	Carryover (2014-15)	Year 1 (2015-16)	Year 2 (2016-17)	Year 3 (2017-18)	Year 4 (2018-19)	Total	Scope
<del>HVAC</del>	<del>-5,176,660</del>					<del>-5,176,660</del>	<del>IAQ - HVAC, Reroof &amp; Stucco Repair</del>
ADEFP Sub-Total	0	0	0	0	0	0	

### SMART Program

Project	Carryover (2014-15)	Year 1 (2015-16)	Year 2 (2016-17)	Year 3 (2017-18)	Year 4 (2018-19)	Total	Scope
Safety & Security			465,000			465,000	Single Point of Entry
Renovation			71,000			71,000	Wireless Network Upgrade
Renovation			100,000			100,000	School Choice Enhancement
Renovation			252,000			252,000	Replacement of building 1
Renovation			145,000			145,000	Media Center improvements
<a href="#">Renovation</a>			<a href="#">5,508,000</a>			<a href="#">5,508,000</a>	<a href="#">HVAC Improvements</a>
Renovation			19,000			19,000	CAT 6 Data port Upgrade
Renovation			2,318,000			2,318,000	Building Envelope Improvements (Roof, Window, Ext Wall, etc.)
Technology			182,000			182,000	Technology Infrastructure (Servers, Racks, etc.) Upgrade
Technology			212,000			212,000	Additional computers to close computer gap
SMART Sub-Total	0	0	9,272,000	0	0	9,272,000	

	Carryover (2014-15)	Year 1 (2015-16)	Year 2 (2016-17)	Year 3 (2017-18)	Year 4 (2018-19)	Total	
<b>School Total</b>	0	0	9,272,000	0	0	9,272,000	

## District Wide Funding

### Adopted District Educational Facilities Plan

Project	Year 1 (2014-15)	Year 2 (2015-16)	Year 3 (2016-17)	Year 4 (2017-18)	Year 5 (2018-19)	5-Year Total	Scope
Building Leases & Real Estate Costs	7,000	7,000	7,000	7,000	7,000	35,000	Northside ES - Parking Lot Lease
Building Leases & Real Estate Costs	365,997	375,177	384,556	393,556	393,556	1,912,842	PPO Zone - Lauderhill - Lease
Building Leases & Real Estate Costs	2,000	2,000	2,000	2,000	2,000	10,000	Hallandale ES - Drainage Facilities to City
Building Leases & Real Estate Costs	40,000	40,000	40,000	40,000	40,000	200,000	Coral Glades SHS - Sportplex Field Maintenance
Building Leases & Real Estate Costs	65,565	5,472				71,037	BEF - Kids in Needs Center Lease
Building Leases & Real Estate Costs	273,000	273,000	273,000	273,000	273,000	1,365,000	BECON TV - American Tower Lease
Building Leases & Real Estate Costs	49,228	49,228	49,228	49,228	49,228	246,140	West Broward SHS - Chapel Trail Association Fees
Equipment Leases	12,293,092	11,939,039	11,314,894	10,690,952	9,402,570	55,640,547	Equipment Leases for Technology & Transportation
Sub-Total	13,095,882	12,690,916	12,070,678	11,455,736	10,167,354	59,480,566	
Facilities/Capital Salaries	13,500,000	13,500,000	13,500,000	13,500,000	13,500,000	67,500,000	Facilities/Capital Salaries
Sub-Total	13,500,000	13,500,000	13,500,000	13,500,000	13,500,000	67,500,000	
Program Management	1,750,000	1,750,000	1,750,000	1,750,000	1,750,000	8,750,000	Program Management
Quality Assurance	170,000	170,000	170,000	170,000	170,000	850,000	Quality Assurance
Sub-Total	1,920,000	1,920,000	1,920,000	1,920,000	1,920,000	9,600,000	
Maintenance Transfer	59,025,000	57,025,000	57,025,000	57,025,000	57,025,000	287,125,000	Maintenance Transfer
Prior Year - Maintenance, WO, & PO	35,688,000					35,688,000	Prior Year - Maintenance, WO, & PO
Sub-Total	94,713,000	57,025,000	57,025,000	57,025,000	57,025,000	322,813,000	
Charter School Transfer	13,000,000	13,000,000	13,000,000	13,000,000	13,000,000	65,000,000	Charter School Transfer (State PECO flow-thru funding)
Sub-Total	13,000,000	13,000,000	13,000,000	13,000,000	13,000,000	65,000,000	
COPs Debt Service	155,562,135	150,988,657	150,558,684	155,996,316	156,235,689	769,341,481	COPs Debt Service
Federal Subsidy fo COPs	4,052,000					4,052,000	Federal Subsidy fo COPs
Sub-Total	159,614,135	150,988,657	150,558,684	155,996,316	156,235,689	773,393,481	

## District Wide Funding

### Adopted District Educational Facilities Plan

Project	Year 1 (2014-15)	Year 2 (2015-16)	Year 3 (2016-17)	Year 4 (2017-18)	Year 5 (2018-19)	5-Year Total	Scope
Academic/Athletic	474,000					474,000	Pool Maintenance and Repairs
Academic/Athletic	1,500,000					1,500,000	Music Equipment Replacement
Academic/Athletic	181,000					181,000	Gender/Equity/School Equipment
Academic/Athletic	200,000					200,000	Drama
Academic/Athletic	21,000					21,000	Middle School/Special Centers Athletic Equipment
Academic/Athletic	90,000					90,000	Stadium Maintenance
Academic/Athletic	40,000					40,000	Art
BECON	200,000					200,000	Critical Communication System Repairs for Schools
BECON	100,000					100,000	Upgrade VTC Endpoints
BECON	397,035					397,035	Replace Video Bridge
BECON	30,000					30,000	WKPX Equip/Automation
BECON	100,000					100,000	Video Server Upgrades
BECON	500,000					500,000	800KW Generator
Information & Technology	10,500,000					10,500,000	Computer Refresh, Personalized Learning, and Digital Initiatives
Information & Technology	3,600,000					3,600,000	Core Systems and Infrastructure Upgrades
Information & Technology	225,000					225,000	KRONOS Timekeeping System Expansion
Information & Technology	150,000					150,000	STAR Security System Equipment Upgrade
Information & Technology	600,000					600,000	Digital Classrooms
Information & Technology	2,800,000					2,800,000	Wireless Network Upgrade
Magnet	1,415,000					1,415,000	Identification of Capital and Technology Needs
Portables	500,000					500,000	Portable Disposition and Covered Walkways
Safety	300,000					300,000	BECON Tower Inspections/Repairs
Safety	135,000					135,000	Automated External Defibrillator (AED's)
Safety	59,000					59,000	Safety Department Equipment
Safety	20,000					20,000	BECON Master Control Electrical Outlets
Safety	17,000					17,000	BECON Studio
Safety	10,000					10,000	BECON Asbestos Removal
Safety	295,000					295,000	Weather Alert Stations & Radios
Surveillance Cameras	300,000					300,000	Surveillance Cameras Maintenance and Repair
Surveillance Cameras	435,000					435,000	Surveillance Cameras Upgrade
Transportation Services	10,300,000					10,300,000	Bus Replacement Cycle

## District Wide Funding

### Adopted District Educational Facilities Plan

Project	Year 1 (2014-15)	Year 2 (2015-16)	Year 3 (2016-17)	Year 4 (2017-18)	Year 5 (2018-19)	5-Year Total	Scope
Transportation Services	5,802,894					5,802,894	White Fleet
Sub-Total	41,296,929	0	0	0	0	41,296,929	
Reserves	31,643,000	9,303,000	7,310,000			48,256,000	Critical Project Recommendations
Sub-Total	31,643,000	9,303,000	7,310,000	0	0	48,256,000	

### SMART Program

Project	Year 1 (2014-15)	Year 2 (2015-16)	Year 3 (2016-17)	Year 4 (2017-18)	Year 5 (2018-19)	5-Year Total	Scope
Music & Art Equipment	78,400	78,400	78,400	78,400	78,400	392,000	SMART - Art Replacement Kilns
Music & Art Equipment	300,000	300,000	300,000	200,000	200,000	1,300,000	SMART - Drama Staging, Lighting, & Sound Equipment
Music & Art Equipment	3,500,000	3,100,000	3,100,000	2,750,000	2,350,000	14,800,000	SMART - Music Instruments at Schools with no Music Renovation
Sub-Total	3,878,400	3,478,400	3,478,400	3,028,400	2,628,400	16,492,000	
Technology	12,000,000					12,000,000	Charter School Technology
Technology	11,000,000					11,000,000	Technology and Support Services Center (TSSC) infrastructure to support upgrades for school network and computer expansion
Sub-Total	23,000,000	0	0	0	0	23,000,000	

# Addendums



*These addendums are attached to and made a part of the District Educational Facilities Plan.*

---

## ADDENDUMS

#1 List of Facility Project Revisions .....	261
<ul style="list-style-type: none"><li>• This is the original facility project renovations addendum that was included in the document at the February 24 and April 14 School Board Workshops (page 255)</li><li>• <a href="#">See note about updated project funding amounts on this addendum</a></li></ul>	
#2 Modular Classroom Agreement – City of Parkland.....	263
#3 Revised Comprehensive Music Replacement Schedule .....	265-274
#4 (New) Permanent Classroom Addition Agreement – City of Parkland .....	275

[This page intentionally left blank]

## List of Facility Project Revisions

This addendum is a result of the Facilities Department's ongoing review process for construction projects. The addendum provides updated information received on February 11th, after the major reports in the Amendment to the ADEFP were compiled and the summary tables had been reviewed and finalized. This addendum is attached to and made a part of the Amendment to the Adopted District Educational Facilities Plan.

School	Project	Scope	Amount	Revised Amount	Increase/ (Decrease)
Deerfield Beach Senior High School	Renovations	Roof Repairs and HVAC	9,431,000	8,752,000	(679,000)
Hollywood Hills Senior High School	Renovations	Roof Replacement	4,105,000	3,568,000	(537,000)
Lauderdale Lakes Middle School	Renovations	Roof repair, stucco and waterproof, interior repairs, HVAC - evaluation, test/balance and repair. Replace FB in 4 AHUs and provide dehumidification.	3,125,000	3,346,000	221,000
Lauderhill 6-12	Renovations	Roof repairs, new elevator, remodel mezzanine, covered walkway, gym lights	1,943,000	1,868,000	(75,000)
	<a href="#">Athletics</a>	<a href="#">Weight Room Renovation</a>	0	121,000	121,000
Northeast Senior High School	Renovations	Re-Roofing.	3,769,000	3,408,000	(361,000)
Nova Senior High School	Music & Arts	Replacement of building 15	885,000	-	(885,000)
	Renovations	Building Envelope Improvements (Roof, Window, Ext Wall, etc.)	2,644,000	3,544,000	900,000
	Renovations	Electrical Improvements	1,466,000	2,642,000	1,176,000
	Renovations	HVAC Improvements	6,631,000	8,493,000	1,862,000
	Renovations	Replacement of building 14	1,928,200	-	(1,928,200)
	Renovations	Replacement of building 16	2,103,750	-	(2,103,750)
	Safety & Security	Safety / Security Upgrade	250,000	570,000	320,000
	<a href="#">Renovations</a>	<a href="#">Media Center Improvements</a>	34,000	543,000	509,000
Walter C Young Middle School	Renovations	Building Envelope Improvements (Roof, Window, Ext Wall, etc.)	2,318,000	3,011,000	693,000
	Renovations	HVAC Improvements	5,508,000	5,805,000	297,000
	Safety & Security	Single Point of Entry	465,000	-	(465,000)
William T Mcfatter Technical College	Renovations	HVAC repairs to include buildings 1,2,4,5.	2,624,000	3,296,000	672,000
Wingate Oaks Center	Renovations	Replacement of HVAC equipment in buildings 1,2,4,5.	700,000	1,120,000	420,000
Wingate Oaks Center	Renovations	Building Envelope Improvements (Roof, Window, Ext Wall, etc.)	-	902,000	902,000
			<b>49,929,950</b>	<b>50,989,000</b>	<b>1,059,050</b>

\* [Additional correction made by the Facilities Department after the April 14, 2015, School Board Workshop.](#)

[This page intentionally left blank]



## Modular Classroom Agreement – City of Parkland

**This addendum is attached to and made a part of the Amendment to the Adopted District Educational Facilities Plan.**

On March 17, 2014 the School Board approved a Modular Classroom Agreement with the City of Parkland (LL-5). Per the Agreement Parkland is paying for:

- Construction of up to 8 permanent modular classrooms within the City limits \*
- Removal of 8 portable classrooms within the North School Impact Fee Service Area

The maximum funding included in the Agreement is \$2,025,000, however as of April 2015, the School Board has only received \$1,905,000 from the City of Parkland.

**Funding Summary**

<u>Date</u>	<u>Action</u>	<u>Amount</u>
04/03/2014	Payment Received	\$425,000
07/14/2014	Payment Received	450,000
02/11/2015	Payment Received	1,030,000
<b>Sub-Total</b>		<b>\$1,905,000</b>
Less:		
	Demolition of 8 Portables at Riverglades Elementary	(33,439)
Balance of Funds available for construction of up to 8 permanent modular classrooms		<b>\$1,871,561</b> *

The Facilities Department is actively seeking proposals to construct the modular classrooms. The current plan is to build 4 modular classrooms at Heron Heights Elementary, and 2 to 4 classrooms at Park Trails Elementary. The final determination for the number of classrooms is dependent on the prices of the construction bids.

The Adopted District Educational Facilities Plan is amended by this addendum to remove the 8 modular classroom addition at Riverglades Elementary (page 197), add a 4 classroom modular addition at Heron Heights Elementary, and add a 2 to 4 classroom modular classroom addition at Park Trails Elementary. The \$1,871,561 will be split between Heron Heights and Park Trails when more information is available based on the construction bids.

\* *The School Board is only obligated to construct the maximum number of modular classrooms that can be fully funded by the payments covered in the Agreement.*

[This page intentionally left blank]

## Revised Comprehensive Music Equipment Replacement Schedule

**This addendum is attached to and made a part of the Amendment to the Adopted District Educational Facilities Plan.**

---

### Music Program Funding Rationale

The purchase of music program “basic equipment” for a newly opened high school, middle school or elementary school would cost approximately \$825,000, \$460,000, and \$200,000 respectively.

The recommended amounts of \$300,000 for high schools, \$100,000 for middle schools and \$50,000 for elementary schools will allow the schools to address their most critical music equipment needs. These funds will also help music programs function and grow in an equitable manner throughout the district in the shortest amount of time.

Because of offerings such as marching band and other very specialized ensembles The high school request is substantially higher than requests for the other levels These amounts are not meant to meet every need of each music program, but rather give each school enough funding to address their most critical needs helping them to continue to deliver quality instruction to students, and in many cases reinvigorate their programs.

### Funding Sources for Music Equipment Replacements

The funding for the various music equipment replacement projects originated from three sources:

1. \$1.5 million from the Adopted District Educational Facilities Plan (ADEFP) that was approved on September 23, 2014 (page 253).
2. \$2.3 million included as part of the Music Room Renovation projects in the School-by-School section of the Amendment to the ADEFP (pages 13-251).
3. \$14.8 million is included in the Amendment to the ADEFP for SMART music instruments at schools with no music renovation (page 254).

At the April 14, School Board Workshop, discussion indicated that some elementary schools and the education centers were not included in any of the three funding sources listed above. Therefore, it is recommended that funding be added for these schools and centers.

4. \$2.1 million to include all of the elementary schools and the centers.

<b><u>Legend</u></b>
① ADEFP Music Equipment Replacements - September 2014 pages 15-16
② SMART Program Renovations and Music Equipment Replacements pages 13-251
③ SMART Program Music Equipment pages 254
④ New Project Added After April 14, 2015 Workshop

# Revised Comprehensive Music Equipment Replacement Schedule

**This addendum is attached to and made a part of the Amendment to the Adopted District Educational Facilities Plan.**

**Legend**

- ① ADEFP Music Equipment Replacements - September 2014 pages 15-16
- ② SMART Program Renovations and Music Equipment Replacements pages 13-251
- ③ SMART Program Music Equipment pages 254
- ④ New Project Added After April 14, 2015 Workshop

Location	Year of Music Equipment Replacement Aligns with Funding in the DEFP					Source
	Year 1 2014-15	Year 2 2015-16	Year 3 2016-17	Year 4 2017-18	Year 5 2018-19	
Anderson, Boyd Senior High School				•		③
Apollo Middle School	•					③
Atlantic West Elementary School		•				③
Attucks Middle School					•	③
Bair Middle School	•					③
Banyan Elementary School			•			③
Bayview Elementary School	•					③
Beachside Montessori K-8					•	③
Bennett Elementary School	•					③
Bethune Elementary School		•				③
Boulevard Heights Elementary School				•		②
Bright Horizons Center		•				④
Broadview Elementary School	•					②
Broward Estates Elementary School	•					③
Castle Hill Elementary School				•		③
Central Park Elementary School		•				②
Challenger Elementary School				•		③
Chapel Trail Elementary School					•	③
Charles Drew Family Resource Center			•			④
Coconut Creek Elementary School		•				③
Coconut Creek Senior High School		•				③
Coconut Palm Elementary School					•	③
Colbert Elementary School				•		③
Collins Elementary School			•			④

# Revised Comprehensive Music Equipment Replacement Schedule

## Legend

- ① ADEFP Music Equipment Replacements - September 2014 pages 15-16
- ② SMART Program Renovations and Music Equipment Replacements pages 13-251
- ③ SMART Program Music Equipment pages 254
- ④ New Project Added After April 14, 2015 Workshop

Location	Year of Music Equipment Replacement Aligns with Funding in the DEFP					Source
	Year 1 2014-15	Year 2 2015-16	Year 3 2016-17	Year 4 2017-18	Year 5 2018-19	
Cooper City Elementary School		•				③
Cooper City Senior High School		•				③
Coral Cove Elementary School					•	③
Coral Glades Senior High School					•	③
Coral Park Elementary School		•				④
Coral Springs Elementary School					•	③
Coral Springs Middle School	•					③
Coral Springs Senior High School	•					①
Country Hills Elementary School					•	④
Country Isles Elementary School					•	③
Cresthaven Elementary School	•					④
Croissant Park Elementary School	•					④
Cross Creek School		•				④
Crystal Lake Middle School	•					①
Cypress Bay Senior High School					•	③
Cypress Elementary School	•					③
Cypress Run Education Center		•				④
Dandy, William Middle School		•				③
Dania Elementary School					•	②
Dave Thomas Education Center		•				④
Dave Thomas Education Center-West		•				④
Davie Elementary School		•				③
Deerfield Beach Elementary School	•					④
Deerfield Park Elementary School	•					④
Deerfield Beach Middle School	•					①
Deerfield Beach Senior High School	•					①

# Revised Comprehensive Music Equipment Replacement Schedule

## Legend

- ① ADEFP Music Equipment Replacements - September 2014 pages 15-16
- ② SMART Program Renovations and Music Equipment Replacements pages 13-251
- ③ SMART Program Music Equipment pages 254
- ④ New Project Added After April 14, 2015 Workshop

Location	Year of Music Equipment Replacement Aligns with Funding in the DEFP					Source
	Year 1 2014-15	Year 2 2015-16	Year 3 2016-17	Year 4 2017-18	Year 5 2018-19	
Dillard 6-12	•					③
Dillard Elementary School	•					③
Discovery Elementary School			•			③
Dolphin Bay Elementary School					•	③
Drew, Charles Elementary School	•					③
Driftwood Elementary School		•				③
Driftwood Middle School	•					③
Eagle Point Elementary School	•					②
Eagle Ridge Elementary School					•	④
Ely, Blanche Senior High School	•					③
Embassy Creek Elementary School			•			②
Endeavor Primary Learning Center				•		③
Everglades Elementary School					•	③
Everglades Senior High School					•	③
Fairway Elementary School				•		④
Falcon Cove Middle School			•			③
Flamingo Elementary School			•			③
Flanagan Senior High School				•		③
Floranada Elementary School			•			③
Forest Glen Middle School	•					①
Forest Hills Elementary School		•				④
Fort Lauderdale Senior High School	•					③
Foster, Stephen Elementary School	•					④
Fox Trail Elementary School				•		②
Gator Run Elementary School			•			②
Glades Middle School				•		③

# Revised Comprehensive Music Equipment Replacement Schedule

## Legend

- ① ADEFP Music Equipment Replacements - September 2014 pages 15-16
- ② SMART Program Renovations and Music Equipment Replacements pages 13-251
- ③ SMART Program Music Equipment pages 254
- ④ New Project Added After April 14, 2015 Workshop

Location	Year of Music Equipment Replacement Aligns with Funding in the DEFP					Source
	Year 1 2014-15	Year 2 2015-16	Year 3 2016-17	Year 4 2017-18	Year 5 2018-19	
Griffin Elementary School		•				③
Gulfstream Middle School		•				②
Hallandale Adult & Community Center		•				④
Hallandale Elementary School				•		③
Hallandale Senior High School				•		③
Harbordale Elementary School	•					③
Hawkes Bluff Elementary School					•	③
Heron Heights Elementary School					•	②
Hollywood Central Elementary School			•			④
Hollywood Hills Elementary School			•			④
Hollywood Hills Senior High School		•				③
Hollywood Park Elementary School		•				③
Horizon Elementary School			•			③
Hunt, James Elementary School		•				④
Indian Ridge Middle School		•				②
Indian Trace Elementary School					•	③
King, Martin Luther Montessori	•					③
Lake Forest Elementary School				•		③
Lakeside Elementary School				•		③
Lanier-James Education Center		•				④
Larkdale Elementary School				•		③
Lauderdale Lakes Middle School		•				③
Lauderdale Manors Elementary School	•					③
Lauderhill 6-12				•		③
Lauderhill PT Elementary School				•		③
Liberty Elementary School				•		②

# Revised Comprehensive Music Equipment Replacement Schedule

## Legend

- ① ADEFP Music Equipment Replacements - September 2014 pages 15-16
- ② SMART Program Renovations and Music Equipment Replacements pages 13-251
- ③ SMART Program Music Equipment pages 254
- ④ New Project Added After April 14, 2015 Workshop

Location	Year of Music Equipment Replacement Aligns with Funding in the DEFP					Source
	Year 1 2014-15	Year 2 2015-16	Year 3 2016-17	Year 4 2017-18	Year 5 2018-19	
Lloyd Estates Elementary School			•			③
Lyons Creek Middle School					•	②
Manatee Bay Elementary School		•				②
Maplewood Elementary School				•		③
Margate Elementary School		•				②
Margate Middle School			•			③
Markham, C. Robert Elementary School	•					③
McArthur Senior High School		•				③
McNab Elementary School	•					③
McNicol Middle School				•		②
Meadowbrook Elementary School			•			③
Millennium Middle School				•		③
Miramar Elementary School				•		④
Miramar Senior High School				•		②
Mirror Lake Elementary School			•			③
Monarch Senior High School	•					③
Morrow Elementary School		•				③
N. Andrews Gardens Elementary School			•			③
New Renaissance Middle School				•		③
New River Middle School		•				③
Nob Hill Elementary School			•			③
Norcrest Elementary School	•					④
North Fork Elementary School	•					④
North Lauderdale Elementary School		•				③
North Side Elementary School	•					③
Northeast Senior High School			•			③



# Revised Comprehensive Music Equipment Replacement Schedule

## Legend

- ① ADEFP Music Equipment Replacements - September 2014 pages 15-16
- ② SMART Program Renovations and Music Equipment Replacements pages 13-251
- ③ SMART Program Music Equipment pages 254
- ④ New Project Added After April 14, 2015 Workshop

Location	Year of Music Equipment Replacement Aligns with Funding in the DEFP					Source
	Year 1 2014-15	Year 2 2015-16	Year 3 2016-17	Year 4 2017-18	Year 5 2018-19	
Nova Blanche Forman Elementary School		•				④
Nova Dwight D. Eisenhower Elementary School		•				④
Nova Middle School			•			②
Nova Senior Senior High School		•				②
Oakland Park Elementary School			•			③
Oakridge Elementary School			•			④
Olsen Middle School	•					①
Orange Brook Elementary School		•				③
Oriole Elementary School				•		③
Palm Cove Elementary School				•		③
Palmview Elementary School	•					③
Panther Run Elementary School					•	③
Park Lakes Elementary School				•		②
Park Ridge Elementary School	•					④
Park Springs Elementary School					•	②
Park Trails Elementary School					•	②
Parkside Elementary School					•	③
Parkway Middle School	•					①
Pasadena Lakes Elementary School				•		③
Pembroke Lakes Elementary School				•		③
Pembroke Pines Elementary School		•				③
Perry, Annabel C. Elementary School				•		④
Perry, Henry D. Middle School					•	③
Peters Elementary School			•			③
Pine Ridge Education Center		•				④
Pines Lakes Elementary School				•		③

# Revised Comprehensive Music Equipment Replacement Schedule

**Legend**

- ① ADEFP Music Equipment Replacements - September 2014 pages 15-16
- ② SMART Program Renovations and Music Equipment Replacements pages 13-251
- ③ SMART Program Music Equipment pages 254
- ④ New Project Added After April 14, 2015 Workshop

Location	Year of Music Equipment Replacement Aligns with Funding in the DEFP					Source
	Year 1 2014-15	Year 2 2015-16	Year 3 2016-17	Year 4 2017-18	Year 5 2018-19	
Pines Middle School			•			③
Pinewood Elementary School		•				③
Pioneer Middle School	•					③
Piper Senior High School			•			③
Plantation Elementary School			•			③
Plantation Middle School			•			③
Plantation Park Elementary School			•			③
Plantation Senior High School			•			③
Pompano Beach Elementary School	•					③
Pompano Beach Middle School					•	③
Pompano Beach Senior High School	•					③
Quiet Waters Elementary School		•				②
Ramblewood Elementary School				•		③
Ramblewood Middle School			•			③
Rickards, James Middle School	•					①
Riverglades Elementary School					•	④
Riverland Elementary School	•					④
Riverside Elementary School				•		③
Rock Island Elementary School	•					③
Royal Palm Elementary School				•		③
Sanders Park Elementary School	•					③
Sandpiper Elementary School			•			③
Sawgrass Elementary School			•			③
Sawgrass Springs Middle School		•				③
Seacastle Elementary School				•		④
Seagull School		•				④

# Revised Comprehensive Music Equipment Replacement Schedule

**Legend**

- ① ADEFP Music Equipment Replacements - September 2014 pages 15-16
- ② SMART Program Renovations and Music Equipment Replacements pages 13-251
- ③ SMART Program Music Equipment pages 254
- ④ New Project Added After April 14, 2015 Workshop

Location	Year of Music Equipment Replacement Aligns with Funding in the DEFP					Source
	Year 1 2014-15	Year 2 2015-16	Year 3 2016-17	Year 4 2017-18	Year 5 2018-19	
Seminole Middle School	•					③
Sheridan Hills Elementary School		•				③
Sheridan Park Elementary School		•				③
Silver Lakes Elementary School					•	③
Silver Lakes Middle School					•	③
Silver Palms Elementary School				•		③
Silver Ridge Elementary School			•			③
Silver Shores Elementary School					•	③
Silver Trail Middle School			•			③
South Broward Senior High School	•					①
South Plantation Senior High School			•			③
Stirling Elementary School		•				③
Stoneman Douglas Senior High School					•	②
Stranahan Senior High School	•					①
Sunland Park Elementary School	•					③
Sunrise Middle School	•					③
Sunset Lakes Elementary School					•	③
Sunshine Elementary School				•		④
Tamarac Elementary School				•		③
Taravella, J.P. Senior High School				•		③
Tedder Elementary School	•					④
Tequesta Trace Middle School		•				③
The Quest Center		•				④
Thurgood Marshal Elementary School	•					③
Tradewinds Elementary School					•	②
Tropical Elementary School			•			③

# Revised Comprehensive Music Equipment Replacement Schedule

**Legend**

- ① ADEFP Music Equipment Replacements - September 2014 pages 15-16
- ② SMART Program Renovations and Music Equipment Replacements pages 13-251
- ③ SMART Program Music Equipment pages 254
- ④ New Project Added After April 14, 2015 Workshop

Location	<i>Year of Music Equipment Replacement Aligns with Funding in the DEFP</i>					Source
	Year 1 2014-15	Year 2 2015-16	Year 3 2016-17	Year 4 2017-18	Year 5 2018-19	
Village Elementary School			•			③
Walker Elementary School	•					③
Watkins Elementary School				•		③
Welleby Elementary School			•			③
West Broward Senior High School					•	③
West Hollywood Elementary School		•				③
Westchester Elementary School					•	③
Western Senior High School			•			③
Westglades Middle School		•				③
Westpine Middle School		•				③
Westwood Heights Elementary School	•					③
Whiddon-Rogers Education Center		•				④
Whispering Pines Education Center			•			④
Wilton Manors Elementary School	•					③
Wingate Oaks Center		•				④
Winston Park Elementary School				•		②
Young, Virginia S. Elementary School	•					③
Young, Walter C. Middle School	•					③

## Permanent Classroom Addition Agreement – City of Parkland

**This addendum is attached to and made a part of the District Educational Facilities Plan FY16 (DEFP-FY16).**

On October 7, 2014 the School Board approved a Classroom Addition Agreement with the City of Parkland (LL-3). Per the Agreement Parkland is paying for:

- Construction of up to 24 permanent classroom addition(s) at public school(s) within the City limits \*
- Removal of 24 portable classrooms within the North School Impact Fee Service Area

The initial payment from the City to the School Board is \$7,724,000. If District staff determines that the initial payment is insufficient to fully fund the classroom additions, then the District must notify the City by September 15, 2016, and include an itemized list to justify the need for additional funds. Upon the notification, the City will pay an additional amount of up to \$1,232,000 for a total maximum contribution of \$8,956,000 to the School Board.

### ***Funding Summary***

<b><u>Date</u></b>	<b><u>Action</u></b>	<b><u>Amount</u></b>
02/15/2016	Initial Payment from City to School Board	\$7,724,000
12/31/2016	Deadline for Excess Payment from City to School Board	1,232,000
<b>Total Maximum Contribution</b>		<b>\$8,956,000</b>

The Tentative DEFP-FY16 includes this addendum to recognize the estimated revenue impacts of \$7,724,000 in FY16 and an appropriation of the same amount for the construction of up to 24 permanent classroom addition(s) and the removal of 24 portable classrooms.

\* The School Board is only obligated to construct the maximum number of modular classrooms that can be fully funded by the payments covered in the Agreement.

[This page intentionally left blank]

# Appendix



- Portable Transition Plan -----Appendix A
- Public School Concurrency / Level-of-Service Plan -----Appendix B
- Allocation of Resources & 10 and 20 Year Plan  
(CCC Settlement Agreement – Condition #8) -----Appendix C
- Magnet Programs ----- Appendix D

[This page intentionally left blank]



## Portable Transition Plan

### Part I: Inspection, Disposition, Demolition

Currently, the Broward School District has a total of 1,997 portables in its inventory. Per feedback received from the Florida Department of Education (FDOE), portables deemed as Fail Standards<sup>1</sup> or Unsatisfactory<sup>2</sup> can be demolished and cannot be used for instructional purposes. Additionally, the portables have to be declared surplus by school Board approval.

At this time, 72% of the portables are designated for instructional use, 10% are designated for administrative use, and 12% are slated for disposition; and from the total usable portables, 67% are 20 years and older.

Table 1 - Portable Conditions – Fiscal Year 2015/16

Facility	Usable Portable Units 20 Years and Older	Usable Portable Units Less Than 20 Years Old	Portables Failed Standards <sup>(1)</sup> and Unsatisfactory <sup>(2)</sup>	Portables Slated For Disposition <sup>(3)</sup>	Portables Demolished <sup>(4)</sup>
Elementary	369	108	51	49	35
Middle	345	40	83	88	5
High	345	124	101	103	7
Centers	112	2	2	2	0
Administration	162	7	135	0	3
Other Sites	11	0	0	0	0
<b>TOTAL</b>	<b>1,344</b>	<b>281</b>	<b>372</b>	<b>242</b>	<b>50</b>

Based on the District's annual inspection of portables, 242 of the total portables are deemed unsatisfactory due to the compromising effects on the structural integrity, or excessive physical deterioration. In the District Educational Facilities Plan (DEFP) Fiscal Year 2015/16 to 2019/20, \$611,016 is allocated to fund the demolition of pertinent portables. Staff will continue to work with school principals to examine and process additional portables that could be deemed as unsatisfactory, be qualified to be declared as surplus and be subsequently demolished.

Upon demolition of these portables, the data regarding portables in the District's inventory will be updated in the appropriate District databases such as, but not limited to, the District's Planning Tool for School Enrollment and Capacity.

<sup>1</sup>Portables were deemed to have failed Standards by the Florida Department of Education (FDOE) because these portables did not meet some of the seventeen (17) criteria. Therefore, such portables were not affixed with the required DCA (Department of Community affairs) insignia by the FDOE.

<sup>2</sup>Portables deemed Unsatisfactory: Are typically due to compromising effects on the structural integrity, or excessive physical deterioration of the portable facility.

<sup>3</sup>Portables slated for disposition were approved by the School Board at regular School Board meetings on December 9, 2014 and May 19, 2015. The total includes portables located at New River Circle Site that will be left in place to be disposed of by the successful buyer of the site when the site is sold as-is once a portable replacement process/design has been completed for Falcon Cove Middle, Cypress Bay High and Flanagan High Schools

<sup>4</sup>Portables demolished from FY 2013-14 through FY 2014-15.

## Portable Transition Plan

### Part I: Inspection, Disposition, Demolition

Table 2 – List of Portables Slated for Disposition / Demolition

	Location	<sup>1</sup> Number of Units	<sup>2</sup> Estimated Cost
1	Apollo Middle	3	18,600
2	Boyd Anderson High	4	24,800
3	Broward Estates Elementary	6	37,200
4	Charles Drew Family Resource Center	2	12,400
5	Collins Elementary	2	12,400
6	Cooper City Senior High	1	6,200
7	Country Hills Elementary	13	70,200
8	Dr. Martin Luther King Jr. Montessori Academy	1	6,200
9	Driftwood Middle	2	12,400
10	Henry D. Perry Middle	1	6,200
11	Hollywood Hills Senior High	1	6,200
12	Horizon Elementary	2	12,400
13	Meadowbrook Elementary	1	6,200
14	New River Circle Site *	54	291,600
15	Park Ridge Elementary	3	16,200
16	Pines Lakes Elementary	2	12,400
17	Plantation Middle	6	37,200
18	Plantation Senior High	11	68,200
19	Sanders Park Elementary	1	6,200
20	Sandpiper Elementary	1	6,200
21	Sawgrass Springs Middle	10	62,000
22	Silver Lakes Elementary	3	16,200
23	Silver Lakes Middle	11	68,200
24	Silver Ridge Elementary	3	18,600
25	Silver Trail Middle	15	93,000
26	Stephen Foster Elementary	8	43,200
27	Stoneman Douglas High	32	198,400
28	Tequesta Trace Middle	11	68,200
29	Village Elementary	2	12,400
30	Walter C. Young Middle	29	179,800
31	Watkins Elementary	1	6,200
	Subtotal including New River Circle Site Portables	242	1,435,600
	<b>Subtotal New River Circle Site Portables*</b>	<b>54</b>	<b>291,600</b>
	Grand Total	<b>188</b>	<b>1,144,000</b>
	Available funds from Fiscal Year 13/14		236,784
	Available funds from Fiscal Year 14/15		296,200
			<b>532,984</b>
	<b>Funds Requested for Portable Demolition Fiscal Year 2015/16</b>		<b>611,016</b>
	* Dependent on sale of property "as is"		
	**Phone /Data issue		
	<sup>1</sup> Portables slated for disposition approved by the School Board at regular School Board meeting on December 9, 2014 and May 19, 2015		
	<sup>2</sup> Portable cost is based on data provided by the Physical Plan Operations, 3/27/15 and 4/24/2015		

## Portable Transition Plan

### Part II: Construction of Covered Walkway at Identified Schools

The Portable Transition Plan is called for in the State Requirements for Educational Facilities (SREF). The purpose is to identify schools that have useful portables for instructional purposes where a covered walkway could be constructed to fulfill the required Transition Plan.

#### Criteria for the selection of the schools

1. Identify portables needed for instructional purposes – **(Completed)**
2. Examination of the five-year student enrollment projections and Level of Service Standard (LOS) – **(Completed)**
3. Determination of the youngest portables at the school site or those purchased after 1998 portables – **(Completed)**
4. The portables are arranged in a cluster type setting – **(Completed)**

This analysis determined that the schools listed below met the above selection criteria and as such qualify for the construction of covered walkways at the campuses.

Table 3 - List of Schools Slated for Covered Walkways

	Schools Location	Number of Portables	Estimated Cost <sup>1</sup>
<b>Year 1</b>	Manatee Bay Elementary	5	\$240,000
	North Andrews Gardens Elementary	6	210,000
	<b>Subtotal</b>	<b>11</b>	<b>\$450,000</b>
<b>Year 2</b>	Horizon Elementary	2	
	Pinewood Elementary	5	
	Westglades Middle	13	
	<b>Subtotal</b>	<b>20</b>	
<b>Year 3</b>	Dania Elementary	3	
	Tequesta Trace Middle	3	
	Deerfield Beach Elementary	3	
	<b>Subtotal</b>	<b>9</b>	
<b>Year 4</b>	Tradewinds Elementary	8	
	Castle Hill Elementary	12	
	Coconut Creek Senior High	11	
	<b>Subtotal</b>	<b>31</b>	
<b>Year 5</b>	Gator Run Elementary	16	
	Bair Middle	2	
	Glades Middle	11	
	<b>Subtotal</b>	<b>29</b>	
	<b>Total</b>	<b>100</b>	
<sup>1</sup> Covered Walkway estimated cost provided by Facilities & Construction Management Department.			

Despite the above, the Facilities and Construction Management (F&CM) Department conducted further analysis of the cost effectiveness regarding the construction of the covered walkways and concluded that to implement this project would be expensive. Since adoption of the DEFP Fiscal Year 2014/15-2018/19, the F&CM Department has thus far not retained a qualified bidder to construct the covered walkway at Manatee Elementary School. Therefore, the F&CM Department is working to issue a new bid for the covered walkways depicted in the Year 1 above and upon retaining a successful bidder, as well as receiving approval for the funds, the covered walkways will be constructed.

## PUBLIC SCHOOL CONCURRENCY

### **Background**

In Florida state law, concurrency means the implementation of a system whereby the provision of public facilities and services that is needed to serve proposed development is available at the time the impact of the development occurs. In Broward County, residential development cannot be approved until a determination from the School District has been issued, which indicates there is sufficient school capacity available to serve the proposed development. This requirement is codified in the Second Amended Interlocal Agreement



for Public School Facility Planning (ILA), a contract between the School Board, Broward County, and 27 municipalities which establishes a public school concurrency management system. The purpose of this system is to create a mechanism which provides for the coordination of planning among the school district, county, and municipalities to meet the purposes of concurrency. In compliance with amended School Board Policy 1161 (which delineates the District's public school concurrency management system) and which became effective on January 15, 2008, the District commenced the implementation of public school concurrency on February 1, 2008. Subsequently, the local governments in Broward County adopted public school concurrency into their comprehensive plans.

### **Comprehensive Plan**

For information purposes, a comprehensive plan prescribes the principles, guidelines, and standards for the orderly and balanced future economic, social, physical, environmental, and fiscal development of a jurisdiction (such as a county or municipality). Each comprehensive plan must contain several "elements" that address key issues such as land use, capital improvements, sewer and solid waste, potable water, housing, and intergovernmental coordination. With the implementation of public school concurrency, the county and each municipality within the county – unless exempt – added a public school facilities element to their comprehensive plan, and amended any existing elements that relate to the school facilities element.

Because public school concurrency is implemented district-wide, the public school facilities element must be consistent with those adopted by the other local governments within the county and must be based upon data and analyses that address, among other items, how the Level of Service (LOS) Standard will be achieved and maintained. The LOS Standard for school facilities is the maximum permissible school utilization rates relative to capacity. The element also contains goals which establish the long-term end toward which public school programs and activities are ultimately directed, contains measurable objectives for each goal that mark progress toward the goal, and contains policies for each objective that establish the way programs and activities will be conducted to achieve the goal.

### **The Role of the Adopted Five-Year District Educational Facilities Plan**

Under public school concurrency, the School District must create a five-year capital plan regarding the provision of needed capacity (classroom additions and/or improvements to existing schools, new schools) to meet the adopted LOS Standard. This plan must show where and when capacity additions will be built, and must also show exactly where the money to build the additions will come from.

The LOS Standard was established jointly in the ILA by the School Board, Broward County and 27 Municipalities within the County. In 2008, the initial LOS Standard was 110% permanent Florida

## PUBLIC SCHOOL CONCURRENCY

Inventory of School Houses (FISH) capacity. For public school concurrency, the LOS Standard refers to the standard at which a public school facility is expected to operate based upon the “capacity of the facility”. For public school facilities, the LOS Standard is expressed as the percentage or ratio of student enrollment to the student capacity of the school. The five-year Capital Improvement Plan (CIP) therefore, must contain enough capacity improvements to achieve and maintain the adopted LOS Standard. In Broward County, the School Board, Broward County and pertinent municipalities have agreed that the Five-Year District Educational Facilities Plan (DEFP) shall serve as the CIP and shall be adopted into the Broward County’s and pertinent municipalities’ comprehensive plans.



In 2010, the ILA was amended (Second Amended ILA) to temporarily change the LOS Standard from 110% of permanent FISH capacity to 100% gross FISH capacity. This amendment allowed the LOS Standard to include the capacity from relocatables until the 2018/19 school year. Commencing in the 2019/20 school year, the LOS Standard reverts back to 110% permanent FISH capacity. In 2014 in compliance with the directive contained in the Second Amended ILA, the Oversight Committee for Implementation of the Second Amended Interlocal Agreement for Public School Facility Planning (“Oversight Committee”) in coordination with the School Board, the County and the Municipalities assessed the viability of reverting back to the 110% permanent FISH capacity LOS

and subsequently established a “hardship school concept”. A Hardship School is defined as a concurrency service area (CSA) that does not have sufficient available capacity in the DEFP to meet the LOS Standard, and there is insufficient excess permanent capacity available in a single immediately adjacent CSA in the same Planning Area to relieve the LOS Standard deficiency. This hardship definition provides similar flexibility to the School District in meeting the LOS Standard as the law mandates for a developer proposing residential development in a CSA that does not meet the LOS Standard, and the District must examine adjacent CSAs for available excess capacity and shift the development impact there instead of recommending denial of the project. The concept would allow the LOS Standard at a hardship school to be increased from 110% of permanent FISH capacity up to 100% of gross capacity (including relocatables) until such time as sufficient permanent capacity is made available at that school to relieve the LOS deficiency. This concept is designed to avoid a disruptive domino boundary scenario when there are viable relocatable classrooms available on a school campus. Upon approval of the Oversight Committee at their June 6, 2014 meeting, to allow utilization of the hardship school concept, the concept was incorporated into the Oversight Committee’s Interpretation Document, which addresses ILA anomalies, and into School Board Policy 1161, which was amended in January 2015. In compliance with School Board Policy 1161, the hardship school criteria contained therein is annually evaluated for each elementary, middle and high school to determine which schools meet the temporary hardship school definition. Each year, the schools that qualify for hardship status shall be codified in the LOS Plan of the DEFP. Upon review of the District’s data for the 2015/16 to 2019/20 DEFP, there are no schools that will utilize the hardship school concept to meet LOS in the 2019/20 school year due to the capacity additions at Falcon Cove Middle School and Cypress Bay High School

**PUBLIC SCHOOL CONCURRENCY**

that are scheduled to replace relocatable capacity with permanent capacity in the 2015/16 to 2019/20 DEFP utilizing funding from the General Obligation Bond.

Per Section 8.10 (a) of the Second Amended ILA, the School Board may utilize relocatable classrooms on a temporary basis as an operational solution during the replacement or expansion of school facilities.

Currently, the Second Amended ILA requires the District to annually transmit the Tentative DEFP to local governments for review to determine consistency of the Tentative Plan with pertinent local government comprehensive plans. Subsequently, the Second Amended ILA requires that each year after formal adoption of the DEFP by the School Board, the District will transmit the Plan to the County and municipalities for adoption and incorporation into their respective comprehensive plans.

Under public school concurrency, a local government may approve a development if adequate public school facilities (contained within the first three (3) years of the DEFP) will be in place or under actual construction within three (3) years after the development receives final approval. Subsequently, if adequate public school facilities are not available, a developer may pay, if accepted by the School Board, the cost of the improvement (proportionate to the demand that the project is generating, otherwise known as proportionate share mitigation) needed to satisfy the demand created by that development. Upon acceptance of the "proportionate share mitigation" by the School Board, the School Board must amend the Five-Year DEFP to incorporate that improvement within the first three (3) years of the Plan, and provide the capacity associated with the improvement within three years after the proposed development receives final approval from the local government.

**Long Term Plan**

The Second Amended ILA requires the School District to review proposed residential developments regarding changes to future land use comprehensive plans and rezoning applications that may impact public schools, against a long term (ten year) planning horizon. Also, the law requires school districts to create a long term plan to enable such analysis and planning for future needed public facilities (capacity additions or new school). To meet this requirement, the DEFP includes capacity improvements anticipated over the long term planning horizon (10 years).

**Level of Service Plan**

The LOS Plan is a matrix that contains the data to demonstrate each elementary, middle and high school's ability to meet the adopted LOS Standard during each DEFP period by calculating the projected enrollment divided by the LOS capacity of the facility. As previously stated, the LOS Standard is the maximum permissible school utilization rate relative to capacity. Up until the end of the 2018/19 school year, the LOS Capacity is 100% gross capacity and commencing in the 2019/20 school year, the LOS Capacity will be 110% permanent FISH capacity. The LOS Plan therefore shows the projected enrollment for each of the five years covered by the DEFP divided by the LOS Capacity of each school. It should be noted that adjustments are made to the LOS Capacity of pertinent schools to include capacity from Qualified Relocatables (defined as relocatables that were purchased after 1998 and meet the standards for long-term use) as mandated by Section 163.3180(6)(e), Florida Statutes. To be deemed a financially feasible plan, the DEFP must demonstrate that the LOS Standard can be achieved and maintained at each (bounded) elementary, middle and high school over the five-year period.



# Level of Service (LOS) at 110% of Permanent Capacity 2019-20 2015-2016 Elementary School Boundaries

## Legend

Schools at or below LOS Capacity

Schools above LOS Capacity

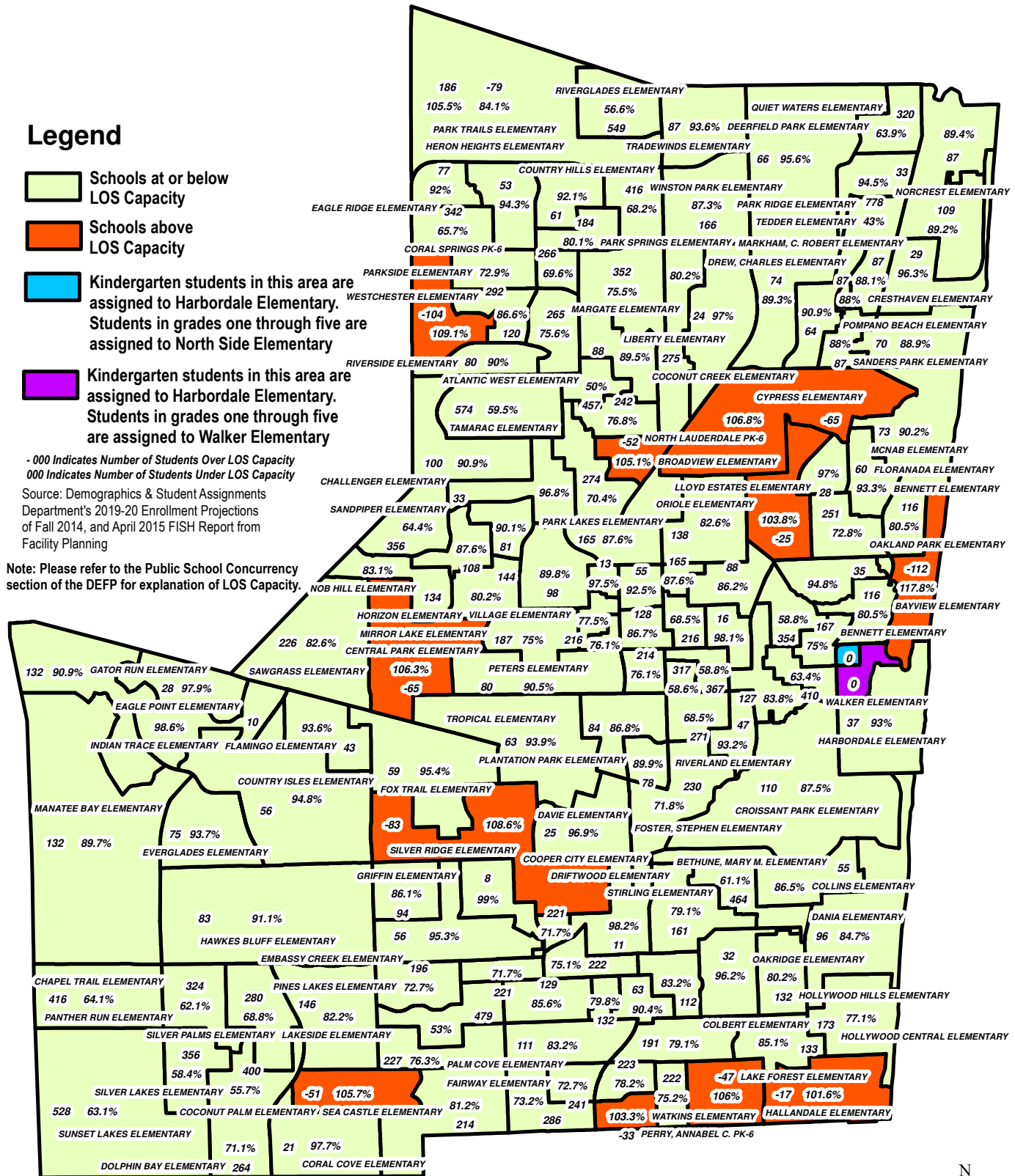
Kindergarten students in this area are assigned to Harbordale Elementary. Students in grades one through five are assigned to North Side Elementary

Kindergarten students in this area are assigned to Harbordale Elementary. Students in grades one through five are assigned to Walker Elementary

- 000 Indicates Number of Students Over LOS Capacity  
000 Indicates Number of Students Under LOS Capacity

Source: Demographics & Student Assignments Department's 2019-20 Enrollment Projections of Fall 2014, and April 2015 FISH Report from Facility Planning

Note: Please refer to the Public School Concurrency section of the DEFP for explanation of LOS Capacity.



Prepared by the Facility Planning and Real Estate Department  
The School Board of Broward County, Florida



May 20, 2015



# Level of Service (LOS) at 110% of Permanent Capacity 2019-20 2015-2016 Middle School Boundaries

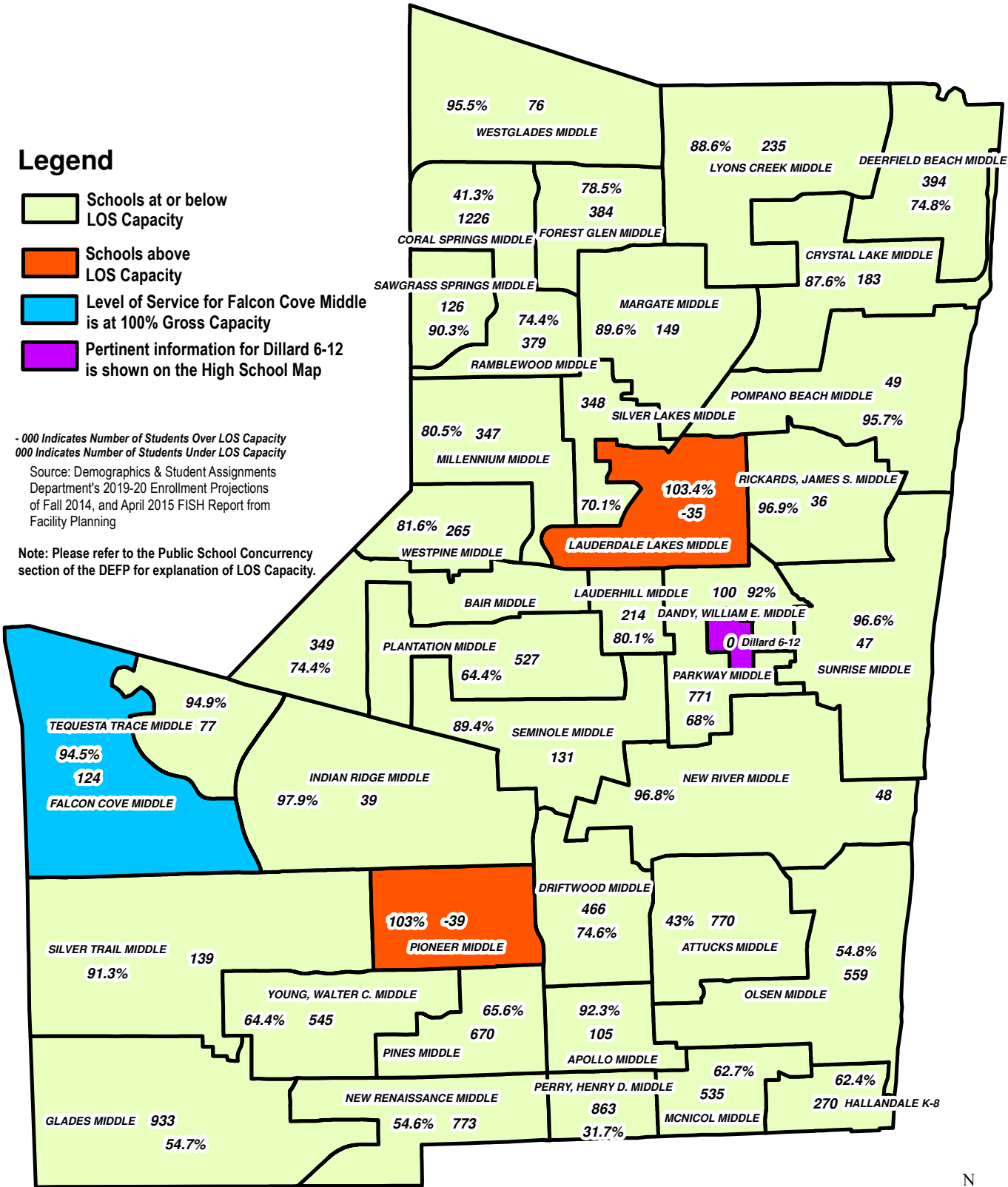
### Legend

- Schools at or below LOS Capacity
- Schools above LOS Capacity
- Level of Service for Falcon Cove Middle is at 100% Gross Capacity
- Pertinent information for Dillard 6-12 is shown on the High School Map


- 000 Indicates Number of Students Over LOS Capacity  
000 Indicates Number of Students Under LOS Capacity

Source: Demographics & Student Assignments Department's 2019-20 Enrollment Projections of Fall 2014, and April 2015 FISH Report from Facility Planning

Note: Please refer to the Public School Concurrency section of the DEFP for explanation of LOS Capacity.



Prepared by the Facility Planning and Real Estate Department  
The School Board of Broward County, Florida



May 20, 2015





# Level of Service (LOS) at 110% of Permanent Capacity 2019-20 2015-2016 High School Boundaries

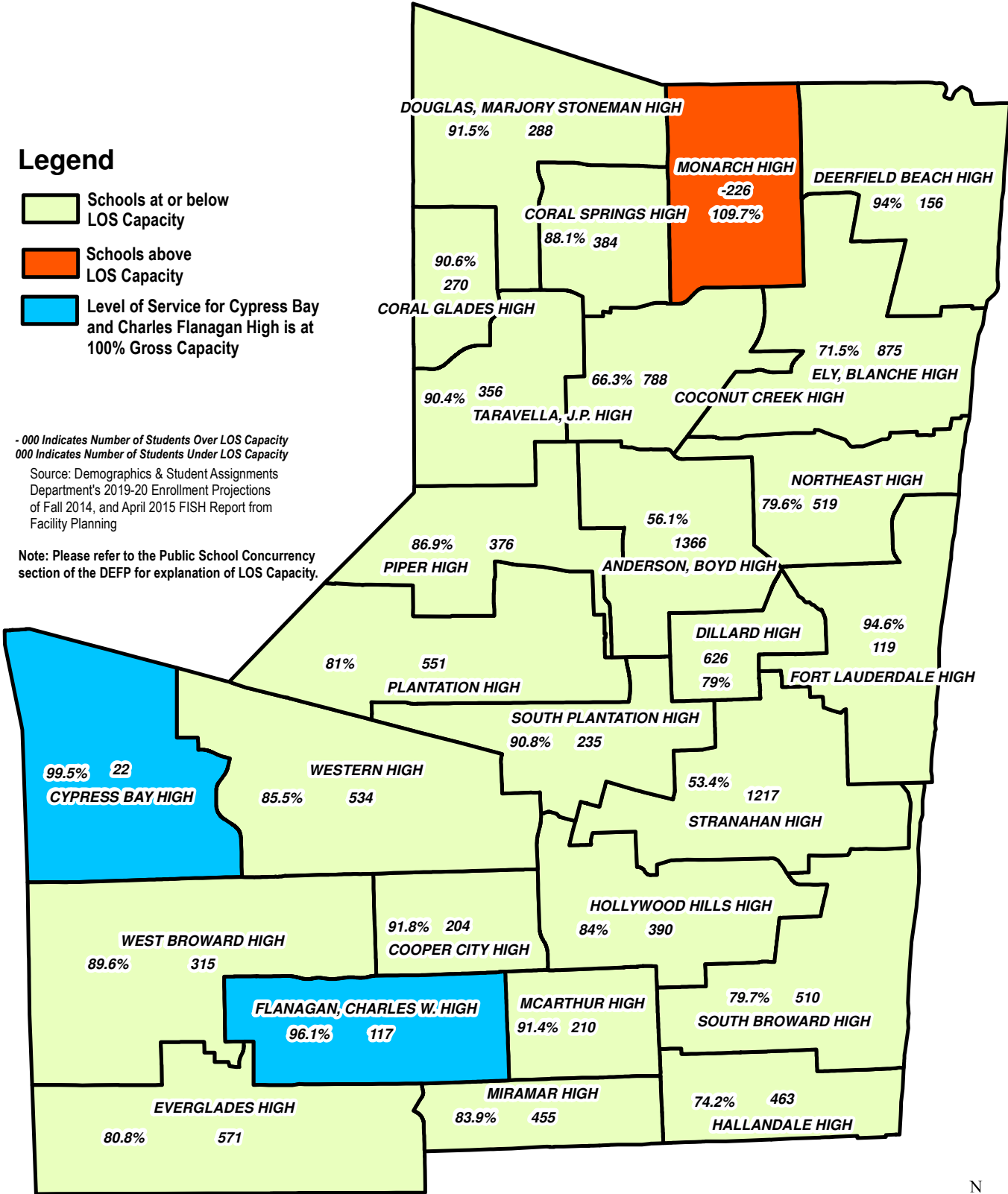
### Legend

- Schools at or below LOS Capacity
- Schools above LOS Capacity
- Level of Service for Cypress Bay and Charles Flanagan High is at 100% Gross Capacity


- 000 Indicates Number of Students Over LOS Capacity  
000 Indicates Number of Students Under LOS Capacity

Source: Demographics & Student Assignments Department's 2019-20 Enrollment Projections of Fall 2014, and April 2015 FISH Report from Facility Planning

Note: Please refer to the Public School Concurrency section of the DEFP for explanation of LOS Capacity.



Prepared by the Facility Planning and Real Estate Department  
The School Board of Broward County, Florida



May 20, 2015





Broward County Public Schools Level of Service Plan for Capital Planning

Table with columns for Type, Area, Loc#, School, and years 14/15 through 19/20. Rows list schools like BENNETT ELEMENTARY, BROADVIEW ELEMENTARY, etc., with their respective enrollment and capacity data.

Data contained within this Level of Service Plan reflects information available at the time of printing.

- Level 1 Meets Level of Service
Level 2 Does not meet Level of Service
Projected Enrollment as of Fall 2014 Update
FISH as of April 2015
\* LOS will be met via School Board Policy 5000
\*\* LOS Capacity continues at 100% gross in 2019/20 due to planned classroom addition
\*\*\* Projection reflects only prekindergarten through 7th grade configuration, 8th grade to be added in subsequent years
Q LOS Capacity includes qualified relocatable capacity as mandated by S. 163.3180(6)(e), Florida Statutes

Broward County Public Schools Level of Service Plan for Capital Planning

Table with columns for Type, Area, Loc#, School, and years 14/15 through 19/20. Rows list schools like HORIZON ELEMENTARY, INDIAN TRACE ELEMENTARY, etc., with their respective enrollment and capacity data.

Data contained within this Level of Service Plan reflects information available at the time of printing.

- Level 1 Meets Level of Service
Level 2 Does not meet Level of Service
Projected Enrollment as of Fall 2014 Update
FISH as of April 2015
\* LOS will be met via School Board Policy 5000
\*\* LOS Capacity continues at 100% gross in 2019/20 due to planned classroom addition
\*\*\* Projection reflects only prekindergarten through 7th grade configuration, 8th grade to be added in subsequent years
Q LOS Capacity includes qualified relocatable capacity as mandated by S. 163.3180(6)(e), Florida Statutes





Broward County Public Schools Level of Service Plan for Capital Planning

Table with columns for Type, Area, Loc#, School, 14/15, Capacity Additions, 15/16, 16/17, 17/18, 18/19, 19/20. Rows list elementary and middle schools with their respective enrollment and capacity data.

Data contained within this Level of Service Plan reflects information available at the time of printing.

Level 1 Meets Level of Service \* LOS will be met via School Board Policy 5000
Level 2 Does not meet Level of Service \*\* LOS Capacity continues at 100% gross in 2019/20 due to planned classroom addition
Projected Enrollment as of Fall 2014 Update \*\*\* Projection reflects only prekindergarten through 7th grade configuration, 8th grade to be added in subsequent years
FISH as of April 2015 Q LOS Capacity includes qualified relocatable capacity as mandated by S. 163.3180(6)(e), Florida Statutes

Broward County Public Schools Level of Service Plan for Capital Planning

Table with columns for Type, Area, Loc#, School, 14/15, Capacity Additions, 15/16, 16/17, 17/18, 18/19, 19/20. Rows list middle and high schools with their respective enrollment and capacity data.

Data contained within this Level of Service Plan reflects information available at the time of printing.

Level 1 Meets Level of Service \* LOS will be met via School Board Policy 5000
Level 2 Does not meet Level of Service \*\* LOS Capacity continues at 100% gross in 2019/20 due to planned classroom addition
Projected Enrollment as of Fall 2014 Update \*\*\* Projection reflects only prekindergarten through 7th grade configuration, 8th grade to be added in subsequent years
FISH as of April 2015 Q LOS Capacity includes qualified relocatable capacity as mandated by S. 163.3180(6)(e), Florida Statutes

**ALLOCATION OF RESOURCES****(CCC Settlement Agreement – Condition #8)**

The Citizens Concerned about our Children (CCC) Settlement Agreement specifies nine conditions, each of which is intended to ensure that diversity and equity is promoted within Broward County Public Schools. Under each condition of the Agreement, the BCPS with the cooperation of the District's Diversity Committee established standards to address the terms of the Agreement. Condition #8 of the CCC Settlement with the School District requires that the 5-year capital plan and subsequent 5-year capital plans be developed using a structured public analysis.

The District's needs are far beyond what is allocated in this plan but an effort was made to provide resources to improve existing schools to achieve the District's mission of educating all students to reach their highest potential. This 5-year capital plan is an equitable funding plan. All of the dollars allocated in the plan are for schools that are already in operation, to service the debt on the construction financing for many of these schools and to support educational programs at schools throughout the County. The District is committed to updating and upkeeping all schools in a condition that meets the needs of the students and provides benefit to the communities. The District believes that this plan fulfills condition #8 of the CCC Settlement Agreement with regard to the equitable allocation of capital outlay funds.

**10 AND 20 YEAR PLAN**

Over the next 10 and 20 years, there are many capital funding needs in the Broward County School District. During the past year the District has conducted a district-wide facilities needs assessment. The information gathered during the assessment will be used to make long-term plans to renovate and modernize the facilities.



# Magnet Programs

Five Year Capital Plan  
Year One  
2015-2016

Appendix D



Themes: Aviation/ Bio-Tech/CambridgeGlobal/Communications Broadcast Arts (CBA)/International Affairs & Business/ Military/Multi-Media/STEM MED

School	Program	Capital Amount
Blanche Ely HS	Medical Science Magnet	60,000
Boyd Anderson HS*	IBDP, MYP IBCP	30,000
Deerfield Beach HS*	CBA, UTAP	100,000
Hallandale HS*	Magnet Academics	90,000
Hollywood Hills HS	Military Academy	45,000
Miramar HS*	Aviation, IBDP, MYP	70,000
Northeast HS*	Bio-technology, Latin Academy	115,000
Pompano Beach HS	International Affairs & Business Tech	80,000
South Broward HS*	Maritime/Marine Science and Technology	45,000
Stranhan HS*	Medical Science Academy	95,000
<b>Total/HS Programs</b>		<b>730,000</b>
Attucks MS*	Cambridge Global Communications Academy	110,000
Crystal Lake MS*	Engineering and Environmental Sciences	35,000
Deerfield Beach MS*	IB, MYP	20,000
Lauderdale Lakes MS*	IB College and Career Readiness	20,000
Pompano Beach MS	CBA	80,000
William Dandy MS	Medical	55,000
<b>Total/MS Programs</b>		<b>320,000</b>
Lauderhill 6-12	STEM-Med	55,000
<b>Total/6-12 Programs</b>		<b>55,000</b>
Markham ES	Technology with Global Communication	40,000
Northfork ES*	STEM Environmental Sciences	10,000
Sanders Park ES*	CBA	60,000
Thurgood Marshall ES*	Health and Environmental Wellness	20,000
Walker ES*	Turnaround Arts Program	20,000
Watkins ES*	Dual Language Program	10,000
<b>Total/Elementary Programs</b>		<b>160,000</b>
<i>*Third Tercile Magnet Schools</i>	<b>Grand Total</b>	<b>1,265,000.00</b>

## Magnet Programs

Five Year Capital Plan

Year Two

2016-2017



Themes: Alternative Energy, Performing and Visual Art (PVA), Turnaround Arts, International Studies, and Technical Schools

School	Program	Capital Amount
Dillard HS	PVA	90,000
Atlantic Technical High	Technical	70,000
McFatter Technical High	Technical	70,000
Northeast High	Alternative Energy	55,000
Sheridan Technical High	Technical	70,000
<b>Total/HS Programs</b>		<b>355,000</b>
Crystal Lake	International Studies	45,000
McNicol	International Studies	45,000
Parkway MS	PVA	80,000
<b>Total/MS Programs</b>		<b>170,000</b>
Bethune	PVA Turnaround Arts	65,000
Deerfield Park	PVA	65,000
North Andrews Gardens	PVA	65,000
Walker	PVA Turnaround Arts	65,000
<b>Total/Elementary Programs</b>		<b>260,000</b>
	<b>Grand Total</b>	<b>785,000</b>

## Magnet Programs

Five Year Capital Plan  
Year Three  
2017-2018



Themes: Digital Multi-Media/CBA/ Environmental Sciences, Marine Sciences/Pre-Engineering/Pre-Law

School	Program	Capital Amount
Blanche Ely HS	PreEngineering	85,000
Ft. Lauderdale HS	Pre-Law	60,000
Hallandale HS	Digital Multi-Media/CBA	75,000
South Broward HS	Marine/Martime Sciences	85,000
South Plantation HS	Environmental Sciences	85,000
Stranhan HS	Pre-Engineering	85,000
<b>Total/HS Programs</b>		<b>475,000</b>
Crystal Lake MS	Engineering and Environmental Science	60,000
Driftwood MS	Health & Wellness	70,000
New River MS	Marine Sciences	60,000
William Dandy MS	Pre-Law	40,000
<b>Total/MS Programs</b>		<b>230,000</b>
Palmview	Global Environmental Science	40,000
Thurgood Marshall	Health and Environmental Wellness	40,000
<b>Total/Elementary Programs</b>		<b>80,000</b>
	<b>Grand Total</b>	<b>785,000</b>

## Magnet Programs

Five Year Capital Plan

Year Four

2018-2019



Themes: Cambridge/Emerging Computer Tech. (ECT)/International Studies (IS)/International Baccalaureate (IB)/Latin/Montessori

School	Program	Capital Amount
Boyd Anderson HS	IB Middle Year ,Diploma & Career	75,000
Deerfield Beach HS	IB Middle Year & Diploma	60,000
Dillard 6-12	ECT & Digital Entrepreneurship	80,000
Ft. Lauderdale HS	Cambridge	60,000
Miramar HS	IB Middle Years & Diploma	60,000
Plantation HS	IB	60,000
<b>Total/HS Programs</b>		<b>395,000</b>
Deerfield Beach MS	IB	45,000
Lauderdale Lakes MS	IB	45,000
Plantation MS	IB	45,000
Sunrise MS	Montessori	45,000
<b>Total/MS Programs</b>		<b>180,000</b>
Beachside K-8	Montessori	90,000
<b>Total/K-8 Programs</b>		<b>90,000</b>
Riverland	IS	40,000
Virginia Shuman Young	Montessori	45,000
Wilton Manors	IB	35,000
<b>Total/Elementary Programs</b>		<b>120,000</b>
	<b>Grand Total</b>	<b>785,000</b>

## Magnet Programs

Five Year Capital Plan

Year Five

2019-2020



Themes: Health and Wellness/Latin/Law/ STEM/Urban Teacher Academy		
School	Program	Capital Amount
Boyd Anderson HS	Health and Wellness	80,000
Deerfield Beach HS	Urban Teacher Academy	45,000
Northeast HS	Latin	60,000
Stranhan HS	Urban Teacher Academy	45,000
<b>Total/HS Programs</b>		<b>230,000</b>
Apollo MS	Growing STEM	55,000
Margate MS	Growing STEM	55,000
McNicol MS	PreEngineering/Growing STEM	55,000
Parkway MS	Growing STEM	55,000
Silver Lakes MS	Growing STEM	55,000
<b>Total/MS Programs</b>		<b>275,000</b>
Atlantic West	Sprouting STEM Museum	40,000
Broward Estates	Sprouting STEM Museum	40,000
Colbert	Sprouting STEM Museum	40,000
Charles Drew	Math/Sci/Technology	40,000
Liberty	Sprouting STEM Museum	40,000
Plantation	Sprouting STEM Museum	40,000
Royal Palm	Sprouting STEM Museum	40,000
<b>Total/Elementary Programs</b>		<b>280,000</b>
	<b>Grand Total</b>	<b>785,000</b>

[This page intentionally left blank]