

BCPS Student Survey (Elementary 3-5) 2018

run on 10/15/2018



surveys





Report Filters

School:
N/A

Race:
N/A

Grade:
N/A

Gender:
N/A

Ethnicity:
N/A


Tag:
N/A

AdvancED Certified Content

Report Summary

Overall Score: 2.82

Network Average: 2.77



By Survey Section

Section Score | Network Average

Purpose and Direction: 2.93

Network Average: 2.9




Governance and Leadership: 2.79

Network Average: 2.68



Teaching and Assessing for Learning: 2.83

Network Average: 2.78




Resources and Support Systems: 2.88

Network Average: 2.82



Using Results for Continuous Improvement: 2.68

Network Average: 2.66







AdvancED Certified Content

Highest Scoring Items

D3: In my school my teachers want me to do my best work.




C1: In my school my principal and teachers want every student to learn.



F3: My school has computers to help me learn.



G3: My principal and teachers help me to be ready for the next grade.



E8: My teachers care about students.







AdvancED Certified Content

Lowest Scoring Items


G1: My principal and teachers ask me what I think about school.




E5: My teachers ask my family to come to school activities.




D2: In my school students treat adults with respect.



D1: In my school I am treated fairly.



E3: My teachers listen to me.





AdvancedED Certified Content

Demographics

Number of Responses | Percentages of Total Responses

1. Gender

Boy 300 54%

Girl 259 46%

559 respondents

2. Race

American Indian or Alaska Native 0 2%

Asian 28 5%

Black or African American 6 3%

Native Hawaiian or Other Pacific Islander 1 1%

White 419 75%

Two or more races 84 15%

560 respondents

3. Ethnicity

Hispanic 322 58%

Not Hispanic or Latino 235 42%

557 respondents

4. Grade

3rd grade 210 38%

4th grade 177 32%

5th grade 173 31%

560 respondents

AdvancED Certified Content

C. Purpose and Direction

Section score: 2.93 Network average: 2.9

	I Agree	I'm Not Sure	I Don't Agree
	3	2	1
	Number of Responses		
	Percentage of Total Responses		
1. In my school my principal and teachers want every student to learn.	539	13	1
	97%	2%	0%
553 respondents			
2. In my school I am learning new things that will help me.	499	47	7
	90%	8%	1%
553 respondents			

D. Governance and Leadership

Section score: 2.79 Network average: 2.68

	I Agree	I'm Not Sure	I Don't Agree
	3	2	1
	Number of Responses		
	Percentage of Total Responses		
1. In my school I am treated fairly.	417	124	11
	76%	22%	2%
552 respondents			
2. In my school students treat adults with respect.	377	165	10
	68%	30%	2%
552 respondents			
3. In my school my teachers want me to do my best work.	543	6	3
	98%	1%	1%
552 respondents			

E. Teaching and Assessing for Learning

Section score: 2.83 Network average: 2.78

	I Agree	I'm Not Sure	I Don't Agree
	3	2	1
	Number of Responses		
	Percentage of Total Responses		
1. My teachers help me learn things I will need in the future.	491	49	6
	90%	9%	1%
546 respondents			
2. My teachers use different activities to help me learn.	493	49	4
	90%	9%	1%
546 respondents			
3. My teachers listen to me.	437	100	9
	80%	18%	2%
546 respondents			
4. My teachers tell me how I should behave and do my work.	508	34	4
	93%	6%	1%
546 respondents			
5. My teachers ask my family to come to school activities.	346	156	44
	63%	29%	8%
546 respondents			
6. My teachers always help me when I need them.	449	89	8
	82%	16%	1%
546 respondents			
7. My teachers tell my family how I am doing in school.	477	64	5

F. Resources and Support Systems

Section score: 2.88 Network average: 2.82

	I Agree	I'm Not Sure	I Don't Agree
	3	2	1
	Number of Responses		
	Percentage of Total Responses		
1. My school is safe and clean.	452	87	5
	83%	16%	1%
544 respondents			
2. My school has many places where I can learn, such as the library.	490	52	2
	90%	10%	0%
544 respondents			
3. My school has computers to help me learn.	529	14	1
	97%	3%	0%
544 respondents			
4. My school wants children in our school to help each other even if we are not friends.	468	69	7
	86%	13%	1%
544 respondents			

G. Using Results for Continuous Improvement

Section score: 2.68 Network average: 2.66

1. My principal and teachers ask me what I think about school.

	I Agree	I'm Not Sure	I Don't Agree
	3	2	1
	Number of Responses		
	Percentage of Total Responses		
541 respondents	237	218	86
	44%	40%	16%

2. My principal and teachers tell children when they do a good job.

541 respondents	451	80	10
	83%	15%	2%

3. My principal and teachers help me to be ready for the next grade.

541 respondents	513	27	1
	95%	5%	0%

H. Open-Ended Questions

1. What do you like the most about your school?
2. What is one thing you don't like about your school?
3. What is one idea that would make your school a better place?