

Student Survey (Middle and High)_021418

run on 11/16/2018



surveys





Report Filters

School:
N/A

Race:
N/A

Grade:
N/A

Gender:
N/A

Ethnicity:
N/A

Tag:
N/A



AdvancED Certified Content

Report Summary

Overall Score: 3.57

Network Average: 3.64



By Survey Section

Section Score | Network Average

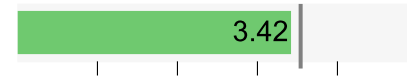
Purpose and Direction: 3.64

Network Average: 3.72



Governance and Leadership: 3.42

Network Average: 3.54




Teaching and Assessing for Learning: 3.66

Network Average: 3.66



Resources and Support Systems: 3.3

Network Average: 3.54



Using Results for Continuous Improvement: 3.57

Network Average: 3.51





AdvancED Certified Content

Highest Scoring Items

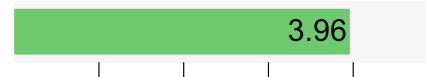
D3: In my school, the principal and teachers have high expectations of me.




C1: In my school, programs and services are available to help me succeed.



E1: My school gives me multiple assessments to check my understanding of what was taught.



E11: All of my teachers use tests, projects, presentations, and portfolios to check my understanding of what was taught.



F6: In my school, I can participate in activities that interest me.






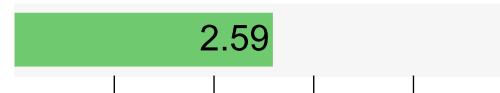
AdvancED Certified Content

Lowest Scoring Items

F2: In my school, students respect the property of others.



D2: In my school, students treat adults with respect.




F5: In my school, students help each other even if they are not friends.



C4: In my school, all students are treated with respect.



F1: In my school, the building and grounds are safe, clean, and provide a healthy place for learning.



AdvancED Certified Content

Demographics

Number of Responses | Percentages of Total Responses

1. Gender

Male	170	42%
Female	232	58%

402 respondents

2. Race

American Indian or Alaska Native	1	1%
Asian	1	1%
Black or African American	349	87%
Native Hawaiian or Other Pacific Islander	1	1%
White	9	2%
Two or more races	30	7%

401 respondents

3. Ethnicity

Hispanic 24 6%

Not Hispanic or Latino 359 94%

383 respondents

4. Grade

6th grade 183 45%

7th grade 61 15%

8th grade 155 38%

9th grade 0%

10th grade 0%

11th grade 0%

12th grade 0%

404 respondents

C. Purpose and Direction

Section score: 3.64 Network average: 3.72

	Strongly Agree	Agree	Neutral	Disagree	Strongly Disagree	Not Applicable
	5	4	3	2	1	
	Number of Responses					
	Percentage of Total Responses					
1. In my school, programs and services are available to help me succeed.	124	159	80	13	8	5
	32%	41%	21%	3%	2%	1%
	389 respondents					
2. In my school, the purpose and expectations are clearly explained to me and my family.	118	140	89	26	9	7
	30%	36%	23%	7%	2%	2%
	389 respondents					
3. In my school, a high quality education is offered.	111	149	86	27	13	3
	29%	38%	22%	7%	3%	1%
	389 respondents					
4. In my school, all students are treated with respect.	51	56	94	72	95	21
	13%	14%	24%	19%	24%	5%
	389 respondents					

5. In my school, teachers work together to improve student learning.	117	120	103	23	18	8
	30%	31%	26%	6%	5%	2%

389 respondents

D. Governance and Leadership

Section score: 3.42 Network average: 3.54

	Strongly Agree	Agree	Neutral	Disagree	Strongly Disagree	Not Applicable
	5	4	3	2	1	
	Number of Responses					
	Percentage of Total Responses					
1. In my school, rules are applied equally to all students.	111	124	63	43	37	7
	29%	32%	16%	11%	10%	2%
	385 respondents					
2. In my school, students treat adults with respect.	29	43	120	80	98	15
	8%	11%	31%	21%	25%	4%
	385 respondents					
3. In my school, the principal and teachers have high expectations of me.	168	125	61	18	11	2
	44%	32%	16%	5%	3%	1%
	385 respondents					

E. Teaching and Assessing for Learning

Section score: 3.66 Network average: 3.66

	Strongly Agree	Agree	Neutral	Disagree	Strongly Disagree	Not Applicable
	5	4	3	2	1	
	Number of Responses					
	Percentage of Total Responses					
1. My school gives me multiple assessments to check my understanding of what was taught.	126	147	57	19	14	5
	34%	40%	15%	5%	4%	1%
	368 respondents					
2. My school provides me with challenging curriculum and learning experiences.	97	163	72	19	12	5
	26%	44%	20%	5%	3%	1%
	368 respondents					
3. My school prepares me to deal with issues I may face in the future.	88	135	86	32	18	9
	24%	37%	23%	9%	5%	2%
	368 respondents					
4. My school motivates me to learn new things.	89	138	96	23	16	6
	24%	38%	26%	6%	4%	2%
	368 respondents					
5. My school offers opportunities for my family to become involved in school activities and my learning.	83	132	89	33	21	10
	23%	36%	24%	9%	6%	3%
	368 respondents					
6. My school makes sure there is at least one adult who knows me well and shows interest in my education and future.	79	112	86	42	35	14
	21%	30%	23%	11%	10%	4%
	368 respondents					
7. My school provides learning services for me according to my needs.	73	134	96	33	23	9

	20%	36%	26%	9%	6%	2%
	368 respondents					
8. All of my teachers use a variety of teaching methods and learning activities to help me develop the skills I will need to succeed.	95	155	76	16	17	9
	26%	42%	21%	4%	5%	2%
	368 respondents					
9. All of my teachers change their teaching to meet my learning needs.	52	99	95	70	44	8
	14%	27%	26%	19%	12%	2%
	368 respondents					
10. All of my teachers explain their expectations for learning and behavior so I can be successful.	95	145	86	21	16	5
	26%	39%	23%	6%	4%	1%
	368 respondents					
11. All of my teachers use tests, projects, presentations, and portfolios to check my understanding of what was taught.	112	146	78	19	10	3
	30%	40%	21%	5%	3%	1%
	368 respondents					
12. All of my teachers provide me with information about my learning and grades.	93	158	82	17	15	3
	25%	43%	22%	5%	4%	1%
	368 respondents					
13. All of my teachers keep my family informed of my academic progress.	73	122	106	40	22	5
	20%	33%	29%	11%	6%	1%
	368 respondents					
14. All of my teachers fairly grade and evaluate my work.	82	94	99	46	38	9
	22%	26%	27%	13%	10%	2%
	368 respondents					

F. Resources and Support Systems

Section score: 3.3 Network average: 3.54

	Strongly Agree	Agree	Neutral	Disagree	Strongly Disagree	Not Applicable
	5	4	3	2	1	
	Number of Responses					
	Percentage of Total Responses					
1. In my school, the building and grounds are safe, clean, and provide a healthy place for learning.	46	79	89	48	79	11
	13%	22%	25%	14%	22%	3%
	352 respondents					
2. In my school, students respect the property of others.	40	41	82	63	107	19
	11%	12%	23%	18%	30%	5%
	352 respondents					
3. In my school, a variety of resources are available to help me succeed (e.g., teaching staff, technology, media center).	91	143	82	16	16	4
	26%	41%	23%	5%	5%	1%
	352 respondents					
4. In my school, computers are up-to-date and used by teachers to help me learn.	81	112	95	28	30	6
	23%	32%	27%	8%	9%	2%
	352 respondents					
5. In my school, students help each other even if they are not friends.	39	62	91	53	89	18
	11%	18%	26%	15%	25%	5%
	352 respondents					
6. In my school, I can participate in activities that interest me.	112	126	74	15	16	9
	32%	36%	21%	4%	5%	3%
	352 respondents					
7. In my school, I have access to counseling, career planning, and other programs to help me in school.	88	125	84	29	16	10

25%
352 respondents

36%

24%

8%

5%

3%

G. Using Results for Continuous Improvement

Section score: 3.57 Network average: 3.51

	Strongly Agree	Agree	Neutral	Disagree	Strongly Disagree	Not Applicable
	5	4	3	2	1	
	Number of Responses					
	Percentage of Total Responses					
1. My school shares information about school success with my family and community members.	65	120	97	35	25	8
	19%	34%	28%	10%	7%	2%
	350 respondents					
2. My school considers students' opinions when planning ways to improve the school.	57	118	101	38	29	7
	16%	34%	29%	11%	8%	2%
	350 respondents					
3. My school prepares me for success in the next school year.	100	141	71	16	17	5
	29%	40%	20%	5%	5%	1%
	350 respondents					

H. Open-Ended Questions

1. What do you like best about your school?
2. What do you like least about your school?
3. What is one suggestion you would like to offer to improve your school?