



School Name: Endeavor Primary Learning Center

District Name: Broward

District Coordinator: Adrienne Dixon

2016 - 2017

Thank you for your completion of the Self-Assessment of MTSS Implementation (SAM). Your completion of the SAM will provide us with important information as we continue to develop and refine this instrument.

The purpose of this report is to provide your team with visual representations (graphs) about the extent to which your school is implementing components of a multi-tiered system of support (MTSS).

Following the graphs summarizing your data, there are Guiding Questions to help you make decisions about how to use this data as you prepare an action plan for improving MTSS implementation. The report concludes with a sample Action Planning template for your school leadership team to use if desired.

Recommended steps for reviewing this report:

1. Review the "Overview" graph and identify any patterns (high or low scores).
2. Review the SAM instrument and "SAM Domain" graphs to identify any patterns across domains or items.
3. Use the Guiding Questions to help you decide which MTSS components and/or actions to address.
4. Complete the Action Planning form to document what next steps will be taken to improve implementation of MTSS in your school.

If you have questions about this report, please contact the district coordinator noted above.

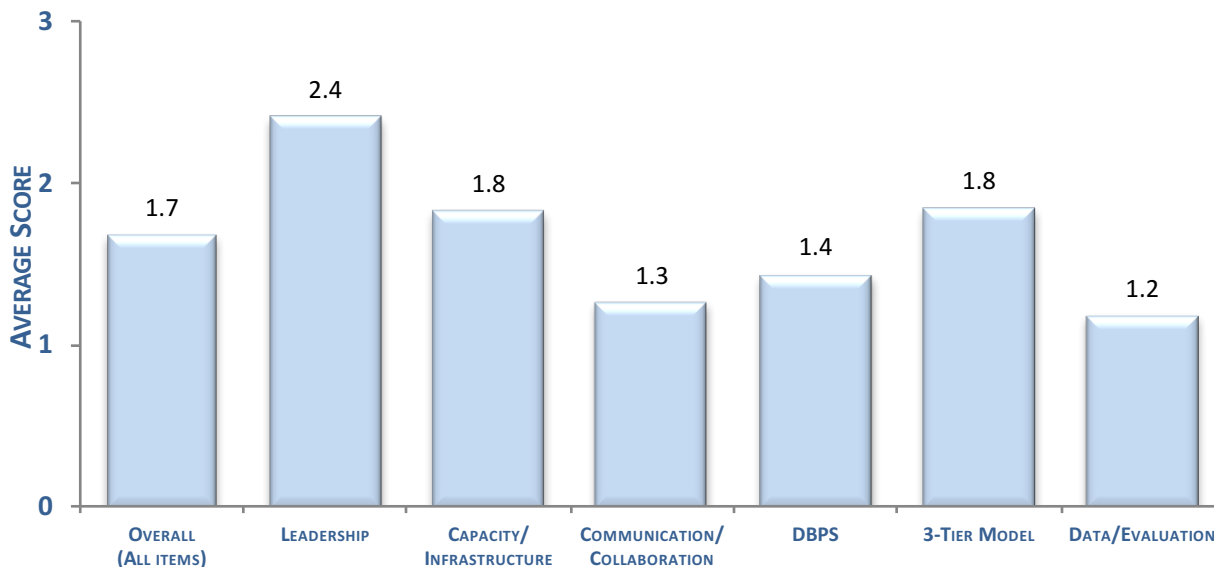
Thank you again for your completion of the SAM. We hope that you found the process valuable.

# Graphs

## Overview

The data presented in this graph is intended to provide an overview of your team’s ratings across the six SAM domains. Items were scored on a 4-point scale ranging from 0 - 3. Each bar represents the average score based on ratings of the items within each of the six domains. It is important to note the number of items in each domain varies making them more or less susceptible to the presence of any particularly high or low scores. The six domains are listed along the horizontal axis and possible ratings (ranging from 0 – 3) are listed along the vertical axis.

### SCHOOL DOMAIN AVERAGES



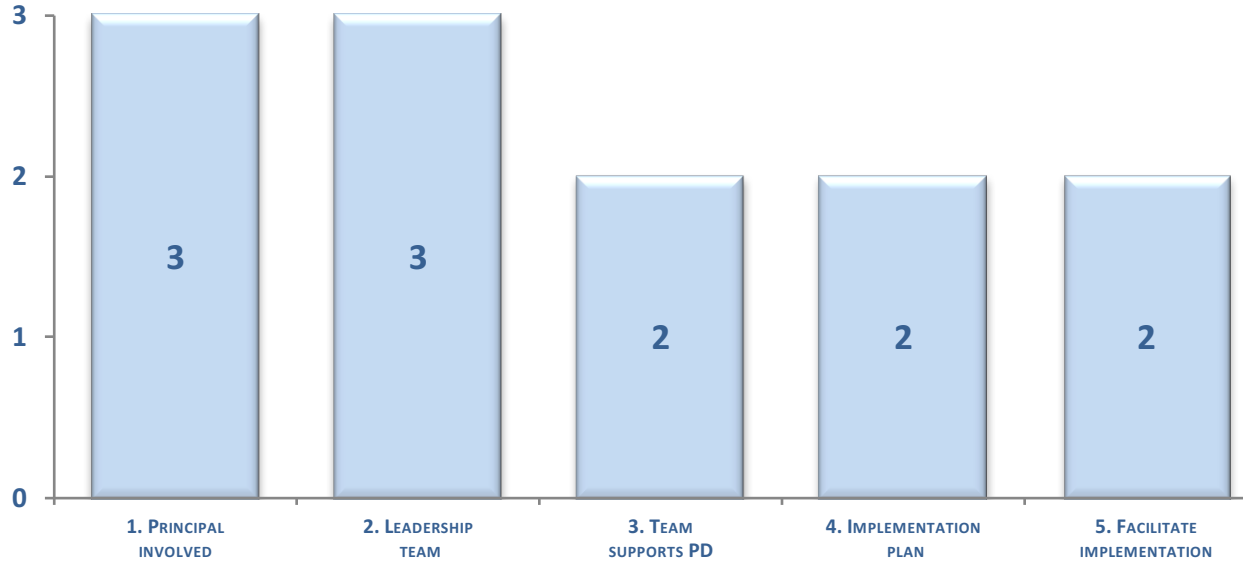
## 6 SAM Domains

The data presented on the following pages are graphs of your team’s ratings of each of each of the items within the six SAM domains. It is important that you have a copy of the SAM available when reviewing these graphs, so that you can refer to the complete item as the graphs only include the item number and few descriptive words. Each of the items within a domain are listed along the horizontal axis and possible ratings (ranging from 0 – 3) are listed along the vertical axis.

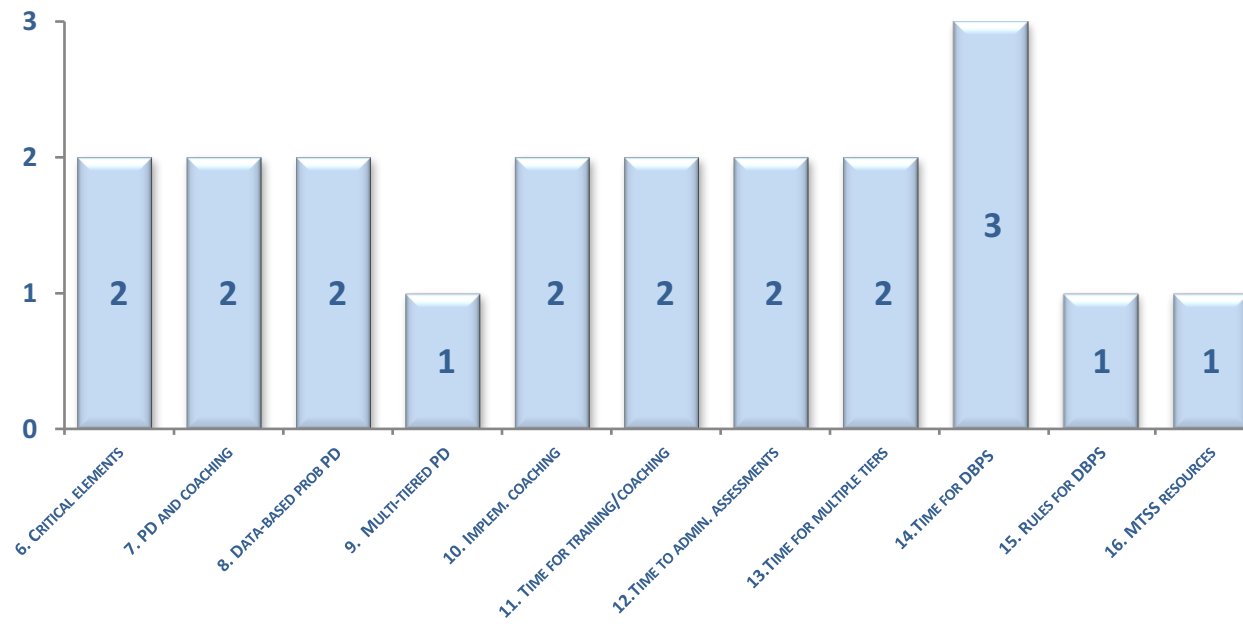


A Multi-Tiered System of Supports

## 1) Leadership



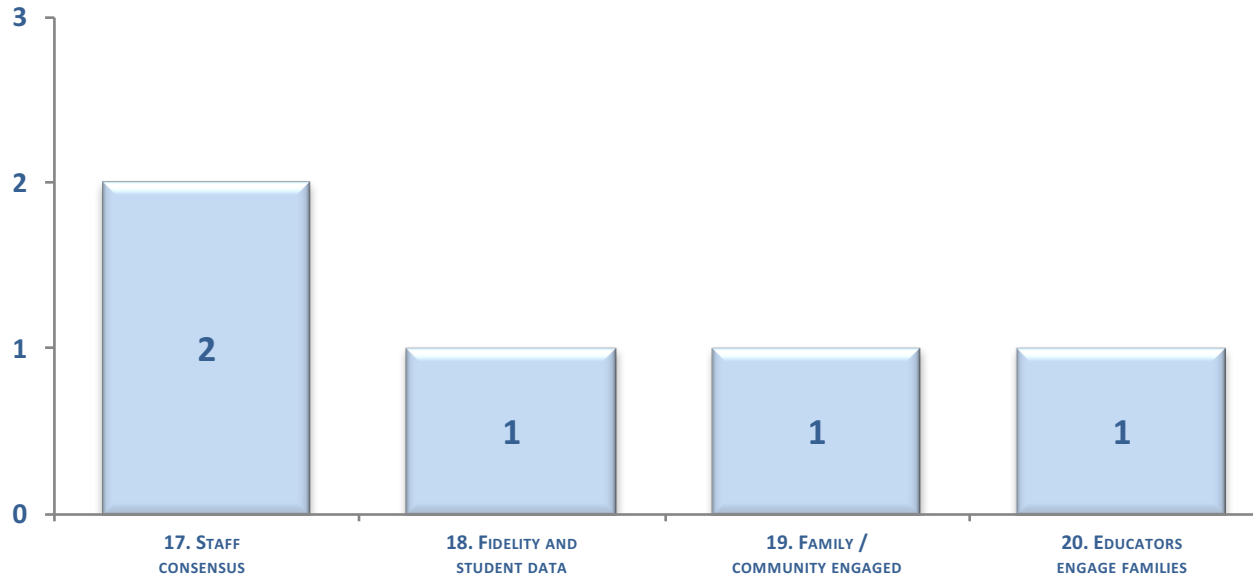
## 2) Building the Capacity/Infrastructure for Implementation



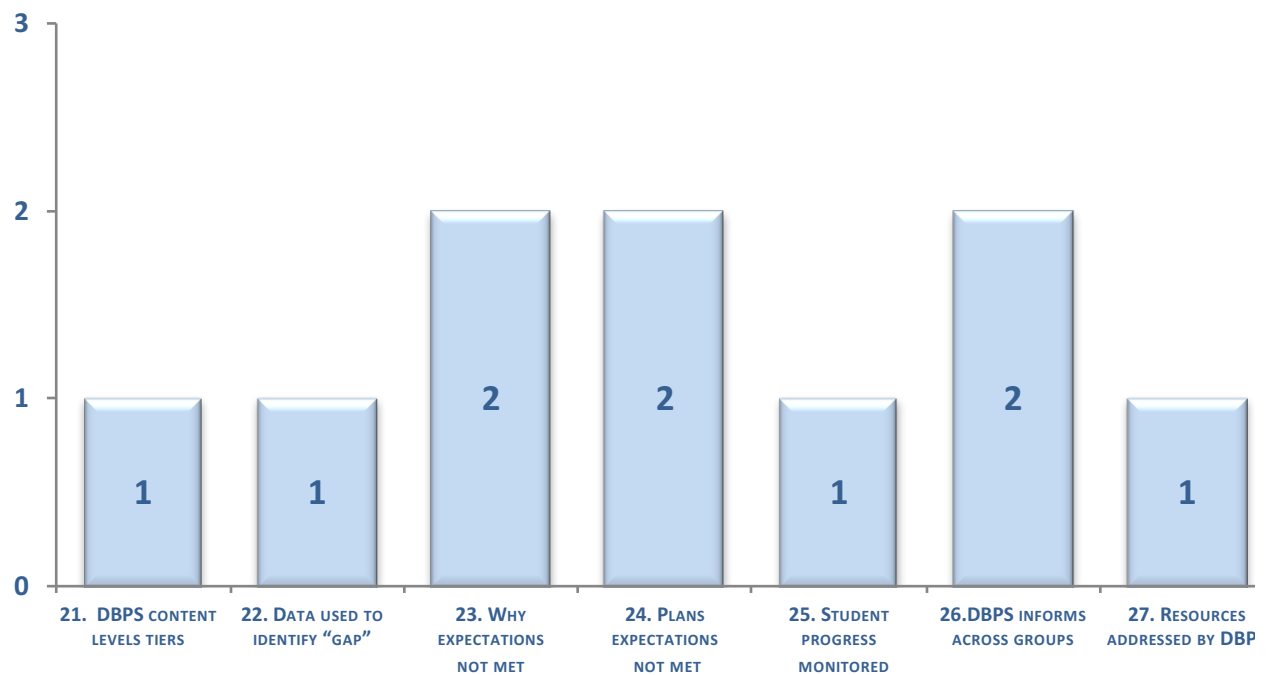


A Multi-Tiered  
System of Supports

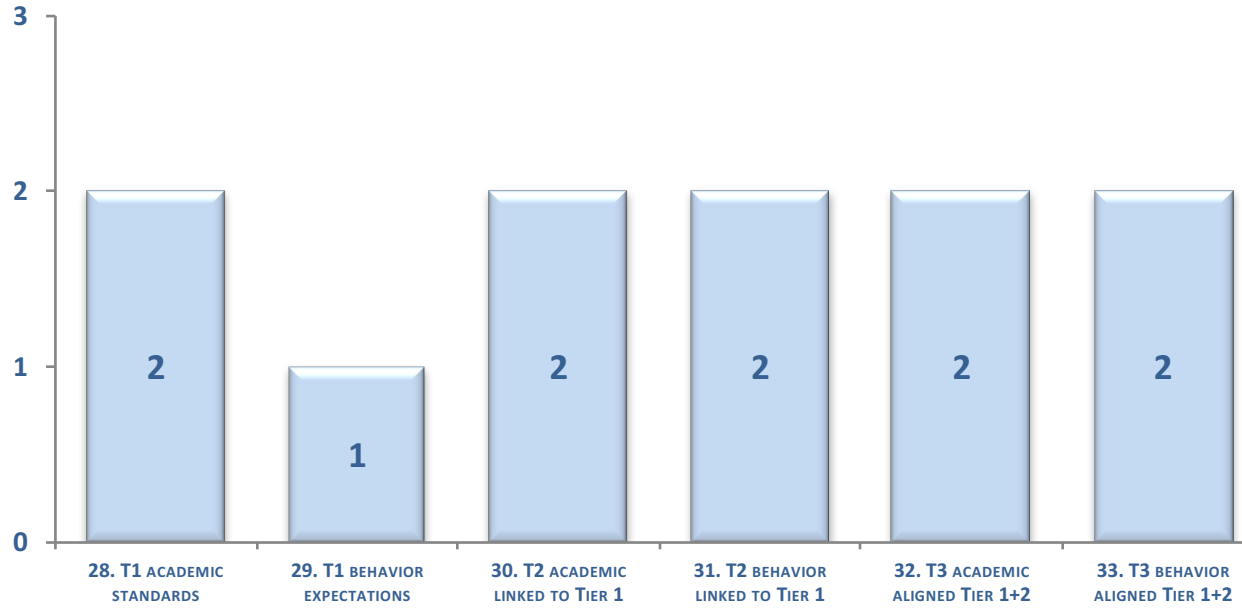
### 3) Communication and Collaboration



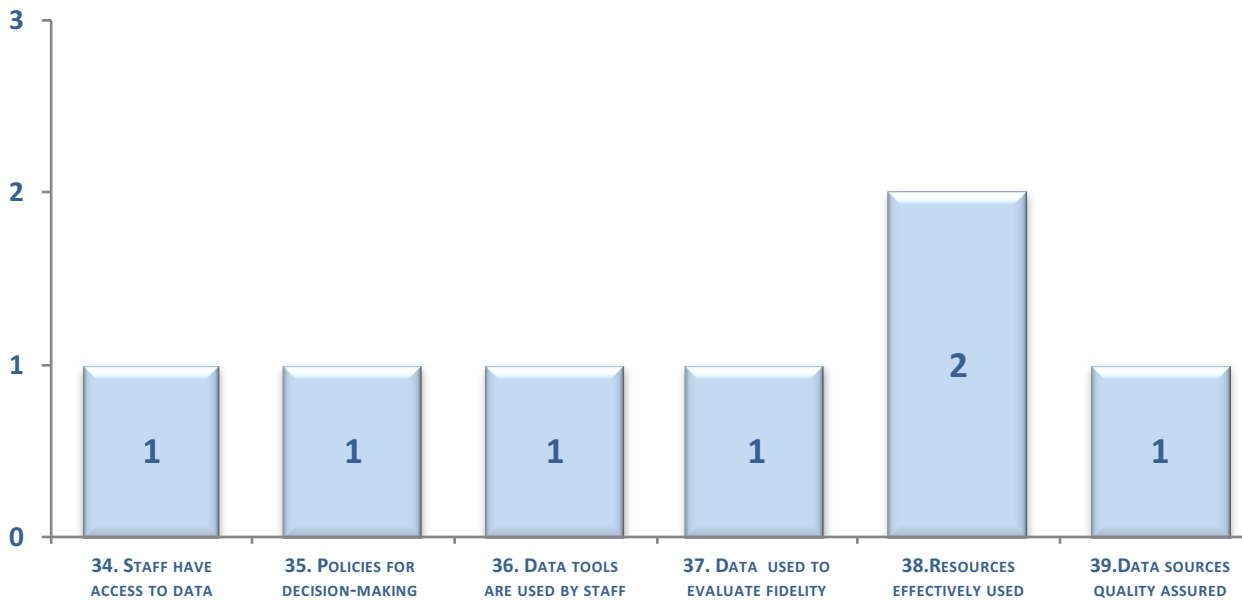
### 4) Data-Based Problem Solving



## 5) Three-Tiered Instructional/Intervention Model



## 6) Data-Evaluation





## Guiding Questions

1. In which *domains* are the greatest gaps in current and optimal MTSS implementation?
  
2. Which *specific items* represent the greatest gaps in current and optimal MTSS implementation?
  
3. Which specific MTSS implementation actions or activities will your team focus on improving within your school?
  - a. Which are most immediately actionable?
  
  - b. Which would be most impactful?
  
  - c. Which would be most foundational (aligned with where you want to be)?

