



**BOND OVERSIGHT COMMITTEE  
QUARTERLY REPORT  
FOR THE QUARTER ENDED SEPTEMBER 30, 2016**

Meeting November 14, 2016

**FY17 Q1**

## COMMITTEE MEMBERS

**Adam Rabinowitz, Esq.**  
Committee Chair

**Ann Siegel**  
Committee Vice-Chair

**Bruce Bernard**  
Committee Member

**Donald DiPetrillo**  
Committee Member

**Maxine Lewers**  
Committee Member

**Joe Monaco**  
Committee Member

**Laura Aker Reece**  
Committee Member

Bond Oversight Committee Meeting  
November 14, 2016  
5:30 p.m.

## TABLE OF CONTENTS

<b>Introduction – <i>The SMART Story</i></b>	<b>Page 1</b>
<b>Section 1 – Technology SBBC Schools</b> Tony Hunter, Chief Information Officer	<b>Page 5</b>
<b>Section 2 – Technology Charter Schools</b> Tony Hunter, Chief Information Officer	<b>Page 39</b>
<b>Section 3 – Music &amp; Art Equipment</b> Daniel Gohl, Chief Academic Officer	<b>Page 45</b>
<b>Section 4 – Facilities &amp; Construction</b> Leo Bobadilla, Chief Facilities & Construction Officer	<b>Page 115</b>
<b>Section 5 – Budget Activity</b> I. Benjamin Leong, Chief Financial Officer	<b>Page 359</b>
<b>Section 6 – Supplier Diversity Outreach Program</b> Maurice Woods, Chief Strategy & Operations Officer	<b>Page 475</b>
<b>Section 7 – Communications</b>	<b>Page 487</b>

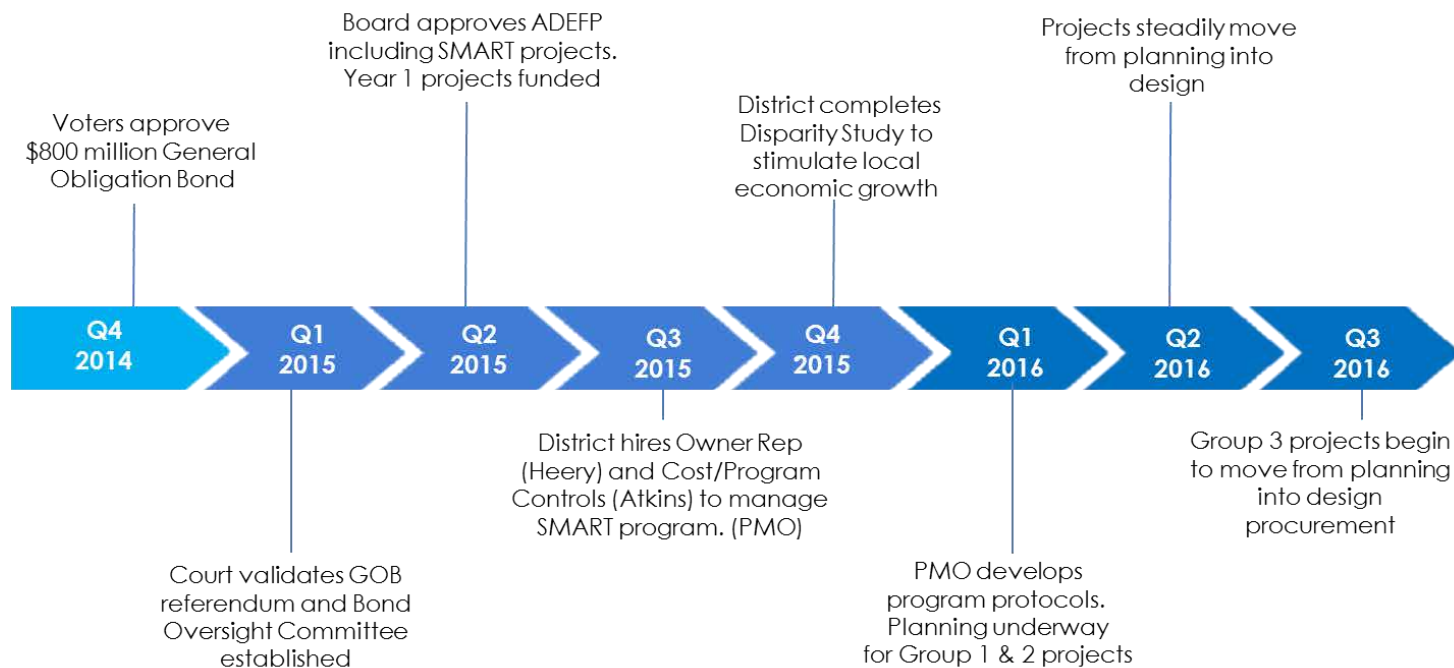




# Introduction

---

## THE SMART STORY



Since 2008, The School Board of Broward County, Florida (the District) capital program was reduced by nearly \$2 billion. In the summer of 2014, a comprehensive, data driven needs assessment was conducted District-wide and resulted in the identification of more than \$3 billion in capital needs. The District engaged a consultant to conduct the needs assessment and to apply industry standard best practices to prioritize the most urgent needs. The prioritized plan was organized into categories and called the **SMART Program**, which stands for **S**afety, **M**usic and Art, **A**thletics, **R**enovation and **T**echnology.

Although the needs were much larger, it was decided that because of the South Florida construction market there were limitations in what could be delivered by the SMART Program. Based on the unfunded needs identified by the needs assessment, the District initiated the process of asking the public to support a referendum for the \$800 million general obligation bond (GOB).

**In June 2014, the District unanimously approved a resolution requesting the Broward County Supervisor of Elections include a referendum on the November 4<sup>th</sup> ballot to approve the issuance of \$800 million in general obligation bonds (GOB) to modernize and improve the safety of outdated educational facilities and upgrade institutional technology.**

## THE SMART STORY cont.

In November 2014, Broward County voters gave their overwhelming support of the District's request to pass \$800 million in general obligation bonds with a 74% approval margin.

**And so, the SMART journey began...**

**SAFETY  
MUSIC & ART  
ATHLETICS  
RENOVATION  
TECHNOLOGY**

In **March 2015, the GOB was validated by the State Attorney's office and the Bond Oversight Committee was established.** The committee is comprised of an esteemed and dedicated team of professionals and community leaders who work collectively to ensure the accountability and transparency of the voter approved GOB referendum initiative to provide the critically needed improvements in 232 schools.

In May 2015, the School Board approved an amendment to its capital program (District Educational Facility Plan – DEFP) in order to incorporate new projects to be delivered in the SMART Program. **The first series of bonds were issued in June 2015.**

Simultaneously, the District was actively undertaking an important Disparity Study to identify opportunities for economic stimulus for the local, small, minority and women-owned business (MWBE) community. The disparity study was completed in late 2015 and the outcomes of the study will be instrumental in **optimizing the inclusion of the local, small and MWBE community on the SMART Program.**

In third quarter 2015, the District hired a team of consultants to assist with the successful implementation of the SMART initiative – Heery International the Owner Representative and Atkins as the Program/Cost Controls consultants. With the Program Management Office (PMO) mobilized, the SMART initiative is steadily building momentum and on target for completion in 5-7 years as committed to voters.

The intent of this Quarterly Report is to provide the Bond Oversight Committee and the public at large a comprehensive progress report on all aspects of the SMART Program including Technology for SBBC schools; Technology for Charter Schools; Music and Art; Facilities and Construction; Budget Activity; MWBE utilization; and SMART Program Communications.







# Section 1

---

## Technology SBBC SCHOOLS

Tony Hunter, Chief Information Officer

### **SMART Technology Projects:**

**As of September 30, 2016**, the SMART technology deployment is at the closing stage for the 135 schools identified for completion during **FY2015-2016**. During this quarter, work has started on 32 of the 96 schools scheduled to be completed throughout **FY2016-2017**. See tables below for devices deployment breakdown:

<b>FY2015-2016 (135 Schools)</b>		
<b>Description</b>	<b>Ordered</b>	<b>Installed</b>
Student Laptops	42,234	42,004
Teacher Laptops	8,455	8,439
Student/Teacher Desktops	3,726	3,725
Tablet Computers	444	444
Computer Carts for Laptops	609	609
Wireless Access Points	8,159	8,026
Category 6 Cable Drops	7,692	7,692

<b>FY2016-2017 (32 Schools)</b>		
<b>Description</b>	<b>Ordered</b>	<b>Installed</b>
Student Laptops	5,830	0
Teacher Laptops	1,484	0
Student/Teacher Desktops	377	0
Tablet Computers	10	0
Computer Carts for Laptops	134	0
Wireless Access Points	803	143
Category 6 Cable Drops	24	24

As a part of each deployment, District staff meets with school leadership to determine instructional needs and device requirements prior to placing the orders. The Instructional Technology and Information & Technology teams have worked diligently to assist each school in their transition to the new computers by providing project management, order tracking, professional development, and other assistance as needed by the schools.

Schools continue to exceed their 3.5 to 1 student to computer ratio. This is great news as the real need is to get as close to 1 to 1 as possible.

Core Infrastructure projects have focused in the following areas:

- Perimeter Defense and Traffic Management
- Load Balancing of traffic across the network
- Upgrading & Expansion of core network services
- Increased capacity and speed of core network switches
- Improved backup and restoration capabilities for critical business systems

Bond Oversight Committee SMART Technology Quarterly Update  
as of 09/30/2016

School / Site Name	Infrastructure Status	Computer Devices			Student to Computer Ratio*		Cat6 Count	Wireless Access Points**		
		Status	Ord	Rec	Nov 2014	Final		Status	Ord	Inst
1741 Anderson, Boyd High	Meets Std	In Process	580	0	3.2:1	IP	0	Not Started	0	0
		Stud Laptops	470	0						
		Tch Laptops	100	0						
		Desktops	10	0						
		Tablets	0	0						
		Carts***	10	0						
1631 Annabel C Perry Elementary	Complete	Complete	246	246	6.3:1	2.3:1	56	Complete	63	63
		Stud Laptops	181	181						
		Tch Laptops	60	60						
		Desktops	5	5						
		Tablets	0	0						
		Carts***	0	0						
4702 Ashe, Arthur R. Middle	Meets Std	Meets Std	0	0	0.0:1	MS	0	In Process	72	0
		Stud Laptops	0	0						
		Tch Laptops	0	0						
		Desktops	0	0						
		Tablets	0	0						
		Carts***	0	0						
2221 Atlantic Technical High	Complete	Meets Std	0	0	0.9:1	1:1	108	Complete	132	132
		Stud Laptops	0	0						
		Tch Laptops	0	0						
		Desktops	0	0						
		Tablets	0	0						
		Carts***	0	0						
2511 Atlantic West Elementary	Meets Std	Complete	231	231	5.4:1	2:1	53	Complete	65	65
		Stud Laptops	189	189						
		Tch Laptops	20	20						
		Desktops	22	22						
		Tablets	0	0						
		Carts***	5	5						
2611 Bair Middle	Meets Std	In Process	343	0	3.4:1	IP	0	Not Started	0	0
		Stud Laptops	270	0						
		Tch Laptops	70	0						
		Desktops	3	0						
		Tablets	0	0						
		Carts***	3	0						

\*Student to computer ratio standard is 3.5:1

\*\*Wireless access point standard is 1 access point per classroom

\*\*\*Carts ordered/received are not included in the total count for computer devices, since it does not effect the student count ratio.

Legend:

IP - In Process

MS - Meets Standard

N/S - Not Started

Bond Oversight Committee SMART Technology Quarterly Update  
as of 09/30/2016

School / Site Name	Infrastructure Status	Computer Devices			Student to Computer Ratio*		Cat6 Count	Wireless Access Points**		
		Status	Ord	Rec	Nov 2014	Final		Status	Ord	Inst
2001 Banyan Elementary	Complete	Complete	269	269	5.5:1	1.6:1	53	Complete	69	69
		Stud Laptops	216	216						
		Tch Laptops	50	50						
		Desktops	3	3						
		Tablets	0	0						
		Carts***	0	0						
2041 Beachside Montessori Village	Complete	Complete	567	567	9.0:1	1.2:1	3	Complete	58	58
		Stud Laptops	488	488						
		Tch Laptops	62	62						
		Desktops	7	7						
		Tablets	10	10						
		Carts***	12	12						
0201 Bennett Elementary	Meets Std	Complete	116	116	6.5:1	2.6:1	40	Complete	42	42
		Stud Laptops	53	53						
		Tch Laptops	38	38						
		Desktops	5	5						
		Tablets	20	20						
		Carts***	2	2						
0361 Blanche Ely High	Meets Std	Complete	1,132	1,132	5.0:1	1.7:1	128	Complete	70	70
		Stud Laptops	968	968						
		Tch Laptops	113	113						
		Desktops	51	51						
		Tablets	0	0						
		Carts***	30	30						
0871 Bright Horizons	Meets Std	Complete	29	29	6.6:1	1.5:1	44	Complete	44	44
		Stud Laptops	0	0						
		Tch Laptops	23	23						
		Desktops	6	6						
		Tablets	0	0						
		Carts***	0	0						
0811 Broadview Elementary	Complete	Complete	338	338	8.1:1	2.4:1	61	Complete	69	69
		Stud Laptops	265	265						
		Tch Laptops	70	70						
		Desktops	3	3						
		Tablets	0	0						
		Carts***	15	15						

\*Student to computer ratio standard is 3.5:1

\*\*Wireless access point standard is 1 access point per classroom

\*\*\*Carts ordered/received are not included in the total count for computer devices, since it does not effect the student count ratio.

Legend:

IP - In Process

MS - Meets Standard

N/S - Not Started

Bond Oversight Committee SMART Technology Quarterly Update  
as of 09/30/2016

School / Site Name	Infrastructure Status	Computer Devices			Student to Computer Ratio*		Cat6 Count	Wireless Access Points**		
		Status	Ord	Rec	Nov 2014	Final		Status	Ord	Inst
0501 Broward Estates Elementary	In Process	In Process	109	0	3.1:1	IP	0	In Process	20	0
		Stud Laptops	75	0						
		Tch Laptops	31	0						
		Desktops	3	0						
		Tablets	0	0						
		Carts***	0	0						
1461 Castle Hill Elementary	Complete	Complete	371	371	9.1:1	1.2:1	39	Complete	18	18
		Stud Laptops	357	357						
		Tch Laptops	14	14						
		Desktops	0	0						
		Tablets	0	0						
		Carts***	0	0						
2641 Central Park Elementary	Complete	Complete	229	229	4.6:1	2.1:1	62	Complete	66	66
		Stud Laptops	169	169						
		Tch Laptops	58	58						
		Desktops	1	1						
		Tablets	1	1						
		Carts***	0	0						
3771 Challenger Elementary	Meets Std	Complete	341	341	5.7:1	2.2:1	70	Complete	72	72
		Stud Laptops	271	271						
		Tch Laptops	68	68						
		Desktops	2	2						
		Tablets	0	0						
		Carts***	0	0						
2961 Chapel Trail Elementary	Complete	Complete	324	324	9.3:1	1.3:1	58	Complete	71	71
		Stud Laptops	266	266						
		Tch Laptops	52	52						
		Desktops	6	6						
		Tablets	0	0						
		Carts***	0	0						
3391 Charles W Flanagan High	Complete	In Process	600	598	3.1:1	IP	120	Complete	152	152
		Stud Laptops	409	409						
		Tch Laptops	97	95						
		Desktops	83	83						
		Tablets	11	11						
		Carts***	0	0						

\*Student to computer ratio standard is 3.5:1

\*\*Wireless access point standard is 1 access point per classroom

\*\*\*Carts ordered/received are not included in the total count for computer devices, since it does not effect the student count ratio.

Legend:

IP - In Process

MS - Meets Standard

N/S - Not Started

Bond Oversight Committee SMART Technology Quarterly Update  
as of 09/30/2016

School / Site Name	Infrastructure Status	Computer Devices			Student to Computer Ratio*		Cat6 Count	Wireless Access Points**		
		Status	Ord	Rec	Nov 2014	Final		Status	Ord	Inst
1681 Coconut Creek High	Complete	Complete	526	526	5.3:1	1.8:1	119	Complete	121	121
		Stud Laptops	432	432						
		Tch Laptops	85	85						
		Desktops	9	9						
		Tablets	0	0						
		Carts***	14	14						
3741 Coconut Palm Elementary	Complete	Complete	300	300	4.6:1	1.6:1	0	Meets Std	0	0
		Stud Laptops	245	245						
		Tch Laptops	52	52						
		Desktops	3	3						
		Tablets	0	0						
		Carts***	0	0						
0331 Collins Elementary	Meets Std	Complete	151	151	6.3:1	1.4:1	35	Complete	34	34
		Stud Laptops	110	110						
		Tch Laptops	33	33						
		Desktops	8	8						
		Tablets	0	0						
		Carts***	0	0						
1211 Cooper City Elementary	Complete	Complete	198	198	4.2:1	2.1:1	0	Meets Std	0	0
		Stud Laptops	127	127						
		Tch Laptops	46	46						
		Desktops	25	25						
		Tablets	0	0						
		Carts***	0	0						
2011 Coral Cove Elementary	Complete	Complete	536	536	8.3:1	1.3:1	55	Complete	57	57
		Stud Laptops	476	476						
		Tch Laptops	60	60						
		Desktops	0	0						
		Tablets	0	0						
		Carts***	10	10						
3861 Coral Glades High	Complete	Complete	829	829	6.7:1	2:1	126	Complete	1	1
		Stud Laptops	511	511						
		Tch Laptops	101	101						
		Desktops	211	211						
		Tablets	6	6						
		Carts***	2	2						

\*Student to computer ratio standard is 3.5:1

\*\*Wireless access point standard is 1 access point per classroom

\*\*\*Carts ordered/received are not included in the total count for computer devices, since it does not effect the student count ratio.

Legend:

IP - In Process

MS - Meets Standard

N/S - Not Started

## Bond Oversight Committee SMART Technology Quarterly Update as of 09/30/2016

School / Site Name	Infrastructure Status	Computer Devices			Student to Computer Ratio*		Cat6 Count	Wireless Access Points**		
		Status	Ord	Rec	Nov 2014	Final		Status	Ord	Inst
3041 Coral Park Elementary	Complete	Complete	185	185	8.2:1	3.5:1	53	Complete	59	59
		Stud Laptops	138	138						
		Tch Laptops	47	47						
		Desktops	0	0						
		Tablets	0	0						
		Carts***	0	0						
2551 Coral Springs Elementary	Complete	Complete	194	194	7.3:1	2.1:1	62	Complete	64	64
		Stud Laptops	141	141						
		Tch Laptops	52	52						
		Desktops	1	1						
		Tablets	0	0						
		Carts***	0	0						
1151 Coral Springs High	Complete	Complete	659	659	4.5:1	2.8:1	101	Complete	8	8
		Stud Laptops	385	385						
		Tch Laptops	120	120						
		Desktops	154	154						
		Tablets	0	0						
		Carts***	14	14						
2561 Coral Springs Middle	In Process	Not Started	0	0	4.5:1	IP	0	Not Started	0	0
		Stud Laptops	0	0						
		Tch Laptops	0	0						
		Desktops	0	0						
		Tablets	0	0						
		Carts***	0	0						
3111 Country Hills Elementary	Complete	Complete	385	385	10.9:1	1.9:1	59	Complete	60	60
		Stud Laptops	330	330						
		Tch Laptops	55	55						
		Desktops	0	0						
		Tablets	0	0						
		Carts***	0	0						
2981 Country Isles Elementary	Not Started	In Process	462	0	4.3:1	IP	0	Not Started	0	0
		Stud Laptops	384	0						
		Tch Laptops	74	0						
		Desktops	4	0						
		Tablets	0	0						
		Carts***	5	0						

\*Student to computer ratio standard is 3.5:1

\*\*Wireless access point standard is 1 access point per classroom

\*\*\*Carts ordered/received are not included in the total count for computer devices, since it does not effect the student count ratio.

Legend:

IP - In Process

MS - Meets Standard

N/S - Not Started

## Bond Oversight Committee SMART Technology Quarterly Update as of 09/30/2016

School / Site Name	Infrastructure Status	Computer Devices			Student to Computer Ratio*		Cat6 Count	Wireless Access Points**		
		Status	Ord	Rec	Nov 2014	Final		Status	Ord	Inst
0901 Cresthaven Elementary	In Process	Complete	538	538	12.0:1	1.1:1	52	Complete	52	52
		Stud Laptops	487	487						
		Tch Laptops	45	45						
		Desktops	6	6						
		Tablets	0	0						
		Carts***	15	15						
0221 Croissant Park Elementary	Meets Std	Complete	605	605	10.7:1	1.2:1	58	Complete	57	57
		Stud Laptops	538	538						
		Tch Laptops	60	60						
		Desktops	7	7						
		Tablets	0	0						
		Carts***	10	10						
3222 Cross Creek	Meets Std	Complete	36	36	5.9:1	1.9:1	28	Complete	32	32
		Stud Laptops	0	0						
		Tch Laptops	33	33						
		Desktops	1	1						
		Tablets	2	2						
		Carts***	0	0						
1871 Crystal Lake Middle	Complete	In Process	366	0	3.2:1	IP	24	Complete	73	73
		Stud Laptops	240	0						
		Tch Laptops	118	0						
		Desktops	8	0						
		Tablets	0	0						
		Carts***	8	0						
3623 Cypress Bay High	Complete	Complete	1,369	1,369	5.4:1	1.9:1	158	Complete	159	159
		Stud Laptops	930	930						
		Tch Laptops	243	243						
		Desktops	125	125						
		Tablets	71	71						
		Carts***	37	37						
1781 Cypress Elementary	Complete	Complete	693	693	14.2:1	1:1	61	Complete	65	65
		Stud Laptops	622	622						
		Tch Laptops	66	66						
		Desktops	5	5						
		Tablets	0	0						
		Carts***	15	15						

\*Student to computer ratio standard is 3.5:1

\*\*Wireless access point standard is 1 access point per classroom

\*\*\*Carts ordered/received are not included in the total count for computer devices, since it does not effect the student count ratio.

Legend:

IP - In Process

MS - Meets Standard

N/S - Not Started



Bond Oversight Committee SMART Technology Quarterly Update  
as of 09/30/2016

School / Site Name	Infrastructure Status	Computer Devices			Student to Computer Ratio*		Cat6 Count	Wireless Access Points**		
		Status	Ord	Rec	Nov 2014	Final		Status	Ord	Inst
1071 Dandy, William E. Middle	In Process	In Process	160	0	2.6:1	IP	0	In Process	74	0
		Stud Laptops	91	0						
		Tch Laptops	65	0						
		Desktops	4	0						
		Tablets	0	0						
		Carts***	0	0						
0101 Dania Elementary	Meets Std	Complete	365	365	7.7:1	1.1:1	44	Complete	23	23
		Stud Laptops	298	298						
		Tch Laptops	53	53						
		Desktops	14	14						
		Tablets	0	0						
		Carts***	0	0						
2801 Davie Elementary	Meets Std	Complete	308	308	11.3:1	2.1:1	52	Complete	55	55
		Stud Laptops	224	224						
		Tch Laptops	75	75						
		Desktops	9	9						
		Tablets	0	0						
		Carts***	8	8						
0011 Deerfield Beach Elementary	Meets Std	Complete	566	566	11.3:1	1.1:1	44	Complete	46	46
		Stud Laptops	500	500						
		Tch Laptops	61	61						
		Desktops	5	5						
		Tablets	0	0						
		Carts***	11	11						
1711 Deerfield Beach High	In Process	In Process	1,084	0	4.8:1	IP	0	In Process	127	0
		Stud Laptops	681	0						
		Tch Laptops	133	0						
		Desktops	270	0						
		Tablets	0	0						
		Carts***	22	0						
0911 Deerfield Beach Middle	Meets Std	In Process	357	0	3.3:1	IP	0	In Process	44	0
		Stud Laptops	270	0						
		Tch Laptops	82	0						
		Desktops	5	0						
		Tablets	0	0						
		Carts***	10	0						

\*Student to computer ratio standard is 3.5:1

\*\*Wireless access point standard is 1 access point per classroom

\*\*\*Carts ordered/received are not included in the total count for computer devices, since it does not effect the student count ratio.

Legend:

IP - In Process

MS - Meets Standard

N/S - Not Started

Bond Oversight Committee SMART Technology Quarterly Update  
as of 09/30/2016

School / Site Name	Infrastructure Status	Computer Devices			Student to Computer Ratio*		Cat6 Count	Wireless Access Points**		
		Status	Ord	Rec	Nov 2014	Final		Status	Ord	Inst
0391 Deerfield Park Elementary	Meets Std	Complete	460	460	12.8:1	1:1	54	Complete	28	28
		Stud Laptops	410	410						
		Tch Laptops	47	47						
		Desktops	3	3						
		Tablets	0	0						
		Carts***	10	10						
0271 Dillard Elementary	Meets Std	In Process	32	0	2.3:1	IP	0	Not Started	0	0
		Stud Laptops	0	0						
		Tch Laptops	32	0						
		Desktops	0	0						
		Tablets	0	0						
		Carts***	0	0						
0371 Dillard High	Meets Std	Not Started	0	0	2.9:1	N/S	0	In Process	147	0
		Stud Laptops	0	0						
		Tch Laptops	0	0						
		Desktops	0	0						
		Tablets	0	0						
		Carts***	0	0						
3962 Discovery Elementary	Complete	Complete	434	434	16.6:1	2:1	3	Complete	74	74
		Stud Laptops	315	315						
		Tch Laptops	68	68						
		Desktops	7	7						
		Tablets	44	44						
		Carts***	12	12						
3221 Drew Elementary	Meets Std	Complete	277	277	5.2:1	1.5:1	44	Complete	25	25
		Stud Laptops	223	223						
		Tch Laptops	49	49						
		Desktops	5	5						
		Tablets	0	0						
		Carts***	11	11						
0721 Driftwood Elementary	Meets Std	Complete	197	197	6.3:1	1.7:1	35	Complete	48	48
		Stud Laptops	155	155						
		Tch Laptops	42	42						
		Desktops	0	0						
		Tablets	0	0						
		Carts***	0	0						

\*Student to computer ratio standard is 3.5:1

\*\*Wireless access point standard is 1 access point per classroom

\*\*\*Carts ordered/received are not included in the total count for computer devices, since it does not effect the student count ratio.

Legend:

IP - In Process

MS - Meets Standard

N/S - Not Started

Bond Oversight Committee SMART Technology Quarterly Update  
as of 09/30/2016

School / Site Name	Infrastructure Status	Computer Devices			Student to Computer Ratio*		Cat6 Count	Wireless Access Points**		
		Status	Ord	Rec	Nov 2014	Final		Status	Ord	Inst
3461 Eagle Point Elementary	Complete	Complete	355	355	6.7:1	2.8:1	81	Complete	82	82
		Stud Laptops	269	269						
		Tch Laptops	86	86						
		Desktops	0	0						
		Tablets	0	0						
		Carts***	0	0						
3441 Eagle Ridge Elementary	Complete	Complete	413	413	6.1:1	1.6:1	56	Complete	59	59
		Stud Laptops	352	352						
		Tch Laptops	59	59						
		Desktops	2	2						
		Tablets	0	0						
		Carts***	2	2						
3191 Embassy Creek Elementary	Complete	Complete	477	477	9.5:1	2:1	51	Complete	72	72
		Stud Laptops	369	369						
		Tch Laptops	102	102						
		Desktops	6	6						
		Tablets	0	0						
		Carts***	4	4						
3301 Endeavour Primary Learning Center	Meets Std	In Process	211	0	4.9:1	IP	0	Not Started	0	0
		Stud Laptops	160	0						
		Tch Laptops	34	0						
		Desktops	7	0						
		Tablets	10	0						
		Carts***	0	0						
2942 Everglades Elementary	Complete	Complete	448	448	8.1:1	1.9:1	39	Complete	69	69
		Stud Laptops	387	387						
		Tch Laptops	53	53						
		Desktops	8	8						
		Tablets	0	0						
		Carts***	0	0						
3731 Everglades High	Complete	In Process	1,312	1,308	6.4:1	IP	134	Complete	132	132
		Stud Laptops	981	977						
		Tch Laptops	251	251						
		Desktops	80	80						
		Tablets	0	0						
		Carts***	16	16						

\*Student to computer ratio standard is 3.5:1

\*\*Wireless access point standard is 1 access point per classroom

\*\*\*Carts ordered/received are not included in the total count for computer devices, since it does not effect the student count ratio.

Legend:

IP - In Process

MS - Meets Standard

N/S - Not Started

Bond Oversight Committee SMART Technology Quarterly Update  
as of 09/30/2016

School / Site Name	Infrastructure Status	Computer Devices			Student to Computer Ratio*		Cat6 Count	Wireless Access Points**		
		Status	Ord	Rec	Nov 2014	Final		Status	Ord	Inst
1641 Fairway Elementary	Meets Std	Complete	202	202	6.1:1	2:1	69	Complete	64	64
		Stud Laptops	133	133						
		Tch Laptops	50	50						
		Desktops	19	19						
		Tablets	0	0						
		Carts***	0	0						
2541 Flamingo Elementary	Complete	Complete	250	250	6.0:1	1.7:1	43	Complete	52	52
		Stud Laptops	202	202						
		Tch Laptops	46	46						
		Desktops	2	2						
		Tablets	0	0						
		Carts***	0	0						
0851 Floranada Elementary	Complete	Complete	400	400	13.6:1	1.5:1	35	Complete	57	57
		Stud Laptops	335	335						
		Tch Laptops	58	58						
		Desktops	7	7						
		Tablets	0	0						
		Carts***	0	0						
0921 Foster, Stephen Elementary	Meets Std	In Process	57	0	2.6:1	IP	0	Not Started	0	0
		Stud Laptops	2	0						
		Tch Laptops	51	0						
		Desktops	4	0						
		Tablets	0	0						
		Carts***	0	0						
3531 Fox Trail Elementary	Complete	Complete	513	513	6.1:1	1.3:1	76	Complete	82	82
		Stud Laptops	386	386						
		Tch Laptops	88	88						
		Desktops	29	29						
		Tablets	10	10						
		Carts***	0	0						
3642 Gator Run Elementary	Complete	Complete	471	471	10.5:1	1.9:1	45	Complete	87	87
		Stud Laptops	389	389						
		Tch Laptops	69	69						
		Desktops	13	13						
		Tablets	0	0						
		Carts***	10	10						

\*Student to computer ratio standard is 3.5:1

\*\*Wireless access point standard is 1 access point per classroom

\*\*\*Carts ordered/received are not included in the total count for computer devices, since it does not effect the student count ratio.

Legend:

IP - In Process

MS - Meets Standard

N/S - Not Started

Bond Oversight Committee SMART Technology Quarterly Update  
as of 09/30/2016

School / Site Name	Infrastructure Status	Computer Devices			Student to Computer Ratio*		Cat6 Count	Wireless Access Points**		
		Status	Ord	Rec	Nov 2014	Final		Status	Ord	Inst
2851 Griffin Elementary	Complete	Complete	257	257	8.5:1	1.8:1	47	Complete	47	47
		Stud Laptops	184	184						
		Tch Laptops	44	44						
		Desktops	28	28						
		Tablets	1	1						
		Carts***	0	0						
0592 Hallandale Adult	Complete	Meets Std	0	0	1.5:1	MS	78	Complete	70	70
		Stud Laptops	0	0						
		Tch Laptops	0	0						
		Desktops	0	0						
		Tablets	0	0						
		Carts***	0	0						
0131 Hallandale Elementary	Complete	Complete	336	336	5.2:1	2.4:1	53	Complete	53	53
		Stud Laptops	256	256						
		Tch Laptops	73	73						
		Desktops	3	3						
		Tablets	4	4						
		Carts***	0	0						
0491 Harbordale Elementary	Complete	Complete	182	182	14.3:1	2.2:1	13	Complete	33	33
		Stud Laptops	141	141						
		Tch Laptops	37	37						
		Desktops	3	3						
		Tablets	1	1						
		Carts***	0	0						
3131 Hawkes Bluff Elementary	Complete	Complete	300	300	5.7:1	2:1	47	Complete	62	62
		Stud Laptops	292	292						
		Tch Laptops	8	8						
		Desktops	0	0						
		Tablets	0	0						
		Carts***	0	0						
3961 Heron Heights Elementary	Meets Std	Complete	836	836	20.9:1	1.1:1	1	Complete	72	72
		Stud Laptops	747	747						
		Tch Laptops	80	80						
		Desktops	9	9						
		Tablets	0	0						
		Carts***	15	15						

\*Student to computer ratio standard is 3.5:1

\*\*Wireless access point standard is 1 access point per classroom

\*\*\*Carts ordered/received are not included in the total count for computer devices, since it does not effect the student count ratio.

Legend:

IP - In Process

MS - Meets Standard

N/S - Not Started

Bond Oversight Committee SMART Technology Quarterly Update  
as of 09/30/2016

School / Site Name	Infrastructure Status	Computer Devices			Student to Computer Ratio*		Cat6 Count	Wireless Access Points**		
		Status	Ord	Rec	Nov 2014	Final		Status	Ord	Inst
0121 Hollywood Central Elementary	Complete	Complete	337	337	5.3:1	.9:1	53	Complete	51	51
		Stud Laptops	287	287						
		Tch Laptops	44	44						
		Desktops	6	6						
		Tablets	0	0						
		Carts***	0	0						
0111 Hollywood Hills Elementary	Meets Std	Complete	537	537	15.1:1	1:1	0	Not Started	0	0
		Stud Laptops	473	473						
		Tch Laptops	53	53						
		Desktops	11	11						
		Tablets	0	0						
		Carts***	7	7						
1661 Hollywood Hills High	Not Started	In Process	1,131	0	4.5:1	IP	0	Not Started	0	0
		Stud Laptops	1020	0						
		Tch Laptops	105	0						
		Desktops	6	0						
		Tablets	0	0						
		Carts***	33	0						
1761 Hollywood Park Elementary	Meets Std	Complete	202	202	8.5:1	1.9:1	45	Complete	45	45
		Stud Laptops	163	163						
		Tch Laptops	39	39						
		Desktops	0	0						
		Tablets	0	0						
		Carts***	0	0						
2531 Horizon Elementary	Meets Std	Complete	195	195	5.1:1	1.7:1	51	Complete	53	53
		Stud Laptops	152	152						
		Tch Laptops	40	40						
		Desktops	2	2						
		Tablets	1	1						
		Carts***	1	1						
3471 Indian Ridge Middle	Complete	Not Started	0	0	3.3:1	N/S	4	Complete	4	4
		Stud Laptops	0	0						
		Tch Laptops	0	0						
		Desktops	0	0						
		Tablets	0	0						
		Carts***	0	0						

\*Student to computer ratio standard is 3.5:1

\*\*Wireless access point standard is 1 access point per classroom

\*\*\*Carts ordered/received are not included in the total count for computer devices, since it does not effect the student count ratio.

Legend:

IP - In Process

MS - Meets Standard

N/S - Not Started

Bond Oversight Committee SMART Technology Quarterly Update  
as of 09/30/2016

School / Site Name	Infrastructure Status	Computer Devices			Student to Computer Ratio*		Cat6 Count	Wireless Access Points**		
		Status	Ord	Rec	Nov 2014	Final		Status	Ord	Inst
3181 Indian Trace Elementary	Not Started	In Process	246	0	4.2:1	IP	0	Not Started	0	0
		Stud Laptops	190	0						
		Tch Laptops	54	0						
		Desktops	2	0						
		Tablets	0	0						
		Carts***	7	0						
2751 J P Taravella High	Complete	Complete	1,295	1,295	7.4:1	1.8:1	147	Complete	184	184
		Stud Laptops	981	981						
		Tch Laptops	168	168						
		Desktops	146	146						
		Tablets	0	0						
		Carts***	33	33						
1971 James S Hunt Elementary	Meets Std	Complete	320	320	10.9:1	1.9:1	58	Complete	58	58
		Stud Laptops	263	263						
		Tch Laptops	53	53						
		Desktops	4	4						
		Tablets	0	0						
		Carts***	3	3						
1611 King, Dr. Martin Luther Elementary	Meets Std	In Process	66	0	2.9:1	IP	0	Not Started	0	0
		Stud Laptops	28	0						
		Tch Laptops	36	0						
		Desktops	2	0						
		Tablets	0	0						
		Carts***	1	0						
3591 Lakeside Elementary	Complete	Complete	372	372	9.0:1	1.7:1	53	Complete	55	55
		Stud Laptops	314	314						
		Tch Laptops	55	55						
		Desktops	2	2						
		Tablets	1	1						
		Carts***	0	0						
0621 Larkdale Elementary	Meets Std	In Process	22	0	2.3:1	IP	0	Not Started	0	0
		Stud Laptops	0	0						
		Tch Laptops	19	0						
		Desktops	3	0						
		Tablets	0	0						
		Carts***	0	0						

\*Student to computer ratio standard is 3.5:1

\*\*Wireless access point standard is 1 access point per classroom

\*\*\*Carts ordered/received are not included in the total count for computer devices, since it does not effect the student count ratio.

Legend:

IP - In Process

MS - Meets Standard

N/S - Not Started

Bond Oversight Committee SMART Technology Quarterly Update  
as of 09/30/2016

School / Site Name	Infrastructure Status	Computer Devices			Student to Computer Ratio*		Cat6 Count	Wireless Access Points**		
		Status	Ord	Rec	Nov 2014	Final		Status	Ord	Inst
1381 Lauderhill Paul Turner Elementary	Meets Std	Complete	258	258	10.0:1	2.2:1	59	Complete	26	26
		Stud Laptops	195	195						
		Tch Laptops	63	63						
		Desktops	0	0						
		Tablets	0	0						
		Carts***	0	0						
3821 Liberty Elementary	Complete	Complete	394	394	8.9:1	2.1:1	76	Complete	79	79
		Stud Laptops	277	277						
		Tch Laptops	72	72						
		Desktops	45	45						
		Tablets	0	0						
		Carts***	4	4						
1091 Lloyd Estates Elementary	Meets Std	Complete	253	253	12.3:1	1.5:1	41	Complete	26	26
		Stud Laptops	195	195						
		Tch Laptops	44	44						
		Desktops	4	4						
		Tablets	10	10						
		Carts***	4	4						
3101 Lyons Creek Middle	Complete	Complete	351	351	3.1:1	3:1	50	Complete	9	9
		Stud Laptops	220	220						
		Tch Laptops	74	74						
		Desktops	54	54						
		Tablets	3	3						
		Carts***	1	1						
3841 Manatee Bay Elementary	Complete	Complete	512	512	7.9:1	1.8:1	71	Complete	81	81
		Stud Laptops	394	394						
		Tch Laptops	79	79						
		Desktops	19	19						
		Tablets	20	20						
		Carts***	9	9						
2741 Maplewood Elementary	Complete	Complete	229	229	9.7:1	2.1:1	46	Complete	61	61
		Stud Laptops	168	168						
		Tch Laptops	57	57						
		Desktops	4	4						
		Tablets	0	0						
		Carts***	0	0						

\*Student to computer ratio standard is 3.5:1

\*\*Wireless access point standard is 1 access point per classroom

\*\*\*Carts ordered/received are not included in the total count for computer devices, since it does not effect the student count ratio.

Legend:

IP - In Process

MS - Meets Standard

N/S - Not Started



Bond Oversight Committee SMART Technology Quarterly Update  
as of 09/30/2016

School / Site Name	Infrastructure Status	Computer Devices			Student to Computer Ratio*		Cat6 Count	Wireless Access Points**		
		Status	Ord	Rec	Nov 2014	Final		Status	Ord	Inst
1161 Margate Elementary	Complete	Complete	391	391	6.4:1	1.8:1	56	Complete	79	79
		Stud Laptops	299	299						
		Tch Laptops	70	70						
		Desktops	22	22						
		Tablets	0	0						
		Carts***	0	0						
0581 Margate Middle	In Process	Not Started	0	0	2.9:1	N/S	0	In Process	2	0
		Stud Laptops	0	0						
		Tch Laptops	0	0						
		Desktops	0	0						
		Tablets	0	0						
		Carts***	0	0						
0341 Mary M Bethune Elementary	Complete	Complete	356	356	7.7:1	1.6:1	39	Complete	64	64
		Stud Laptops	300	300						
		Tch Laptops	56	56						
		Desktops	0	0						
		Tablets	0	0						
		Carts***	0	0						
0841 McNab Elementary	Complete	Complete	203	203	5.4:1	1.9:1	0	Meets Std	0	0
		Stud Laptops	156	156						
		Tch Laptops	42	42						
		Desktops	5	5						
		Tablets	0	0						
		Carts***	0	0						
0761 Meadowbrook Elementary	Meets Std	Complete	472	472	7.9:1	1.2:1	50	Complete	17	17
		Stud Laptops	410	410						
		Tch Laptops	57	57						
		Desktops	5	5						
		Tablets	0	0						
		Carts***	15	15						
4772 Millennium Middle	Meets Std	Complete	473	473	5.5:1	1.7:1	61	Complete	94	94
		Stud Laptops	275	275						
		Tch Laptops	57	57						
		Desktops	135	135						
		Tablets	6	6						
		Carts***	11	11						

\*Student to computer ratio standard is 3.5:1

\*\*Wireless access point standard is 1 access point per classroom

\*\*\*Carts ordered/received are not included in the total count for computer devices, since it does not effect the student count ratio.

Legend:

IP - In Process

MS - Meets Standard

N/S - Not Started

Bond Oversight Committee SMART Technology Quarterly Update  
as of 09/30/2016

School / Site Name	Infrastructure Status	Computer Devices			Student to Computer Ratio*		Cat6 Count	Wireless Access Points**		
		Status	Ord	Rec	Nov 2014	Final		Status	Ord	Inst
0531 Miramar Elementary	Not Started	Complete	335	335	7.1:1	1.3:1	64	Complete	63	63
		Stud Laptops	281	281						
		Tch Laptops	49	49						
		Desktops	5	5						
		Tablets	0	0						
		Carts***	0	0						
1751 Miramar High	Meets Std	Complete	1,035	1,035	5.5:1	1.6:1	126	Complete	156	156
		Stud Laptops	872	872						
		Tch Laptops	137	137						
		Desktops	26	26						
		Tablets	0	0						
		Carts***	30	30						
1841 Mirror Lake Elementary	Meets Std	In Process	105	0	3.9:1	IP	0	Not Started	0	0
		Stud Laptops	53	0						
		Tch Laptops	49	0						
		Desktops	3	0						
		Tablets	0	0						
		Carts***	0	0						
3541 Monarch High	Complete	Complete	856	856	7.9:1	2.2:1	19	Complete	1	1
		Stud Laptops	464	464						
		Tch Laptops	170	170						
		Desktops	192	192						
		Tablets	30	30						
		Carts***	15	15						
2671 Nob Hill Elementary	Complete	Complete	317	317	9.4:1	1.3:1	44	Complete	53	53
		Stud Laptops	261	261						
		Tch Laptops	46	46						
		Desktops	6	6						
		Tablets	4	4						
		Carts***	0	0						
0561 Norcrest Elementary	Complete	Complete	396	396	7.5:1	1.6:1	52	Complete	71	71
		Stud Laptops	396	396						
		Tch Laptops	0	0						
		Desktops	0	0						
		Tablets	0	0						
		Carts***	0	0						

\*Student to computer ratio standard is 3.5:1

\*\*Wireless access point standard is 1 access point per classroom

\*\*\*Carts ordered/received are not included in the total count for computer devices, since it does not effect the student count ratio.

Legend:

IP - In Process

MS - Meets Standard

N/S - Not Started

Bond Oversight Committee SMART Technology Quarterly Update  
as of 09/30/2016

School / Site Name	Infrastructure Status	Computer Devices			Student to Computer Ratio*		Cat6 Count	Wireless Access Points**		
		Status	Ord	Rec	Nov 2014	Final		Status	Ord	Inst
0521 North Andrews Gardens Elementary	Meets Std	Complete	382	382	8.4:1	1.8:1	58	Complete	58	58
		Stud Laptops	257	257						
		Tch Laptops	64	64						
		Desktops	10	10						
		Tablets	51	51						
		Carts***	4	4						
1241 Northeast High	Complete	Complete	637	637	5.9:1	2.1:1	117	Complete	126	126
		Stud Laptops	291	291						
		Tch Laptops	97	97						
		Desktops	239	239						
		Tablets	10	10						
		Carts***	1	1						
1282 Nova Blanche Forman Elementary	Complete	Complete	289	289	8.7:1	1.5:1	55	Complete	55	55
		Stud Laptops	230	230						
		Tch Laptops	54	54						
		Desktops	5	5						
		Tablets	0	0						
		Carts***	0	0						
1281 Nova High	Complete	Complete	799	799	5.9:1	1.8:1	128	Complete	128	128
		Stud Laptops	508	508						
		Tch Laptops	154	154						
		Desktops	136	136						
		Tablets	1	1						
		Carts***	5	5						
1311 Nova Middle	Complete	Complete	113	113	2.3:1	1.4:1	53	Complete	78	78
		Stud Laptops	80	80						
		Tch Laptops	6	6						
		Desktops	23	23						
		Tablets	4	4						
		Carts***	0	0						
0031 Oakland Park Elementary	Complete	Complete	259	259	7.7:1	1.8:1	54	Complete	54	54
		Stud Laptops	210	210						
		Tch Laptops	46	46						
		Desktops	2	2						
		Tablets	1	1						
		Carts***	0	0						

\*Student to computer ratio standard is 3.5:1

\*\*Wireless access point standard is 1 access point per classroom

\*\*\*Carts ordered/received are not included in the total count for computer devices, since it does not effect the student count ratio.

Legend:

IP - In Process

MS - Meets Standard

N/S - Not Started

Bond Oversight Committee SMART Technology Quarterly Update  
as of 09/30/2016

School / Site Name	Infrastructure Status	Computer Devices			Student to Computer Ratio*		Cat6 Count	Wireless Access Points**		
		Status	Ord	Rec	Nov 2014	Final		Status	Ord	Inst
0461 Oakridge Elementary	Complete	Complete	455	455	7.6:1	.9:1	47	Complete	47	47
		Stud Laptops	406	406						
		Tch Laptops	44	44						
		Desktops	5	5						
		Tablets	0	0						
		Carts***	3	3						
0711 Orange Brook Elementary	Meets Std	Complete	421	421	9.1:1	1.4:1	0	Complete	22	22
		Stud Laptops	364	364						
		Tch Laptops	50	50						
		Desktops	6	6						
		Tablets	1	1						
		Carts***	0	0						
1831 Oriole Elementary	Complete	Complete	328	328	10.7:1	1.5:1	54	Complete	22	22
		Stud Laptops	273	273						
		Tch Laptops	49	49						
		Desktops	6	6						
		Tablets	0	0						
		Carts***	9	9						
1131 Palmview Elementary	Complete	Complete	599	599	14.0:1	.9:1	45	Complete	47	47
		Stud Laptops	548	548						
		Tch Laptops	40	40						
		Desktops	10	10						
		Tablets	1	1						
		Carts***	11	11						
3571 Panther Run Elementary	Complete	Complete	213	213	9.8:1	2.1:1	28	Complete	57	57
		Stud Laptops	156	156						
		Tch Laptops	46	46						
		Desktops	10	10						
		Tablets	1	1						
		Carts***	0	0						
3761 Park Lakes Elementary	Not Started	In Process	633	0	4.8:1	IP	0	Not Started	0	0
		Stud Laptops	545	0						
		Tch Laptops	84	0						
		Desktops	4	0						
		Tablets	0	0						
		Carts***	9	0						

\*Student to computer ratio standard is 3.5:1

\*\*Wireless access point standard is 1 access point per classroom

\*\*\*Carts ordered/received are not included in the total count for computer devices, since it does not effect the student count ratio.

Legend:

IP - In Process

MS - Meets Standard

N/S - Not Started

Bond Oversight Committee SMART Technology Quarterly Update  
as of 09/30/2016

School / Site Name	Infrastructure Status	Computer Devices			Student to Computer Ratio*		Cat6 Count	Wireless Access Points**		
		Status	Ord	Rec	Nov 2014	Final		Status	Ord	Inst
1951 Park Ridge Elementary	Complete	Complete	216	216	8.8:1	1.8:1	47	Complete	43	43
		Stud Laptops	163	163						
		Tch Laptops	44	44						
		Desktops	9	9						
		Tablets	0	0						
		Carts***	2	2						
3171 Park Springs Elementary	Complete	Complete	462	462	11.6:1	2:1	74	Complete	74	74
		Stud Laptops	385	385						
		Tch Laptops	72	72						
		Desktops	5	5						
		Tablets	0	0						
		Carts***	0	0						
3781 Park Trails Elementary	Complete	Complete	867	867	15.1:1	1.3:1	57	Complete	81	81
		Stud Laptops	695	695						
		Tch Laptops	97	97						
		Desktops	15	15						
		Tablets	60	60						
		Carts***	24	24						
3631 Parkside Elementary	Complete	Complete	236	236	5.6:1	2.3:1	21	Complete	65	65
		Stud Laptops	190	190						
		Tch Laptops	45	45						
		Desktops	1	1						
		Tablets	0	0						
		Carts***	0	0						
2661 Pembroke Lakes Elementary	Complete	Complete	130	130	5.1:1	2.3:1	36	Complete	42	42
		Stud Laptops	78	78						
		Tch Laptops	39	39						
		Desktops	13	13						
		Tablets	0	0						
		Carts***	0	0						
1221 Pembroke Pines Elementary	Meets Std	Complete	153	153	6.3:1	2.4:1	39	Complete	53	53
		Stud Laptops	104	104						
		Tch Laptops	46	46						
		Desktops	3	3						
		Tablets	0	0						
		Carts***	0	0						

\*Student to computer ratio standard is 3.5:1

\*\*Wireless access point standard is 1 access point per classroom

\*\*\*Carts ordered/received are not included in the total count for computer devices, since it does not effect the student count ratio.

Legend:

IP - In Process

MS - Meets Standard

N/S - Not Started

Bond Oversight Committee SMART Technology Quarterly Update  
as of 09/30/2016

School / Site Name	Infrastructure Status	Computer Devices			Student to Computer Ratio*		Cat6 Count	Wireless Access Points**		
		Status	Ord	Rec	Nov 2014	Final		Status	Ord	Inst
1011 Perry, Henry D. Middle	Complete	Not Started	0	0	3.3:1	N/S	0	Complete	70	70
		Stud Laptops	0	0						
		Tch Laptops	0	0						
		Desktops	0	0						
		Tablets	0	0						
		Carts***	0	0						
0931 Peters Elementary	Meets Std	Complete	278	278	5.5:1	1.5:1	47	Complete	49	49
		Stud Laptops	232	232						
		Tch Laptops	45	45						
		Desktops	1	1						
		Tablets	0	0						
		Carts***	0	0						
2861 Pines Lakes Elementary	Meets Std	Complete	264	264	7.3:1	1.6:1	48	Complete	64	64
		Stud Laptops	190	190						
		Tch Laptops	48	48						
		Desktops	6	6						
		Tablets	20	20						
		Carts***	0	0						
2571 Pioneer Middle	Complete	Complete	382	382	4.8:1	1.4:1	76	Complete	4	4
		Stud Laptops	129	129						
		Tch Laptops	77	77						
		Desktops	176	176						
		Tablets	0	0						
		Carts***	4	4						
1901 Piper High	Complete	Complete	698	698	4.3:1	2.6:1	131	Complete	131	131
		Stud Laptops	494	494						
		Tch Laptops	134	134						
		Desktops	70	70						
		Tablets	0	0						
		Carts***	18	18						
1451 Plantation High	Complete	Complete	849	849	6.5:1	2.2:1	128	Complete	142	142
		Stud Laptops	540	540						
		Tch Laptops	74	74						
		Desktops	235	235						
		Tablets	0	0						
		Carts***	18	18						

\*Student to computer ratio standard is 3.5:1

\*\*Wireless access point standard is 1 access point per classroom

\*\*\*Carts ordered/received are not included in the total count for computer devices, since it does not effect the student count ratio.

Legend:

IP - In Process

MS - Meets Standard

N/S - Not Started

Bond Oversight Committee SMART Technology Quarterly Update  
as of 09/30/2016

School / Site Name	Infrastructure Status	Computer Devices			Student to Computer Ratio*		Cat6 Count	Wireless Access Points**		
		Status	Ord	Rec	Nov 2014	Final		Status	Ord	Inst
0751 Pompano Beach Elementary	Meets Std	Complete	380	380	19.2:1	1.1:1	44	Complete	45	45
		Stud Laptops	335	335						
		Tch Laptops	40	40						
		Desktops	5	5						
		Tablets	0	0						
		Carts***	4	4						
0185 Pompano Beach High	Complete	Complete	305	305	3.9:1	1.9:1	69	Complete	1	1
		Stud Laptops	244	244						
		Tch Laptops	60	60						
		Desktops	0	0						
		Tablets	1	1						
		Carts***	8	8						
0021 Pompano Beach Middle	Meets Std	Not Started	0	0	3.7:1	N/S	0	In Process	67	0
		Stud Laptops	0	0						
		Tch Laptops	0	0						
		Desktops	0	0						
		Tablets	0	0						
		Carts***	0	0						
3121 Quiet Waters Elementary	Complete	Complete	380	380	8.1:1	1.8:1	0	Meets Std	0	0
		Stud Laptops	276	276						
		Tch Laptops	92	92						
		Desktops	11	11						
		Tablets	1	1						
		Carts***	0	0						
2721 Ramblewood Elementary	Complete	Complete	282	282	5.7:1	1.9:1	64	Complete	64	64
		Stud Laptops	218	218						
		Tch Laptops	59	59						
		Desktops	5	5						
		Tablets	0	0						
		Carts***	0	0						
2891 Riverglades Elementary	Complete	Complete	287	287	6.5:1	1.7:1	0	Not Started	0	0
		Stud Laptops	240	240						
		Tch Laptops	46	46						
		Desktops	0	0						
		Tablets	1	1						
		Carts***	0	0						

\*Student to computer ratio standard is 3.5:1

\*\*Wireless access point standard is 1 access point per classroom

\*\*\*Carts ordered/received are not included in the total count for computer devices, since it does not effect the student count ratio.

Legend:

IP - In Process

MS - Meets Standard

N/S - Not Started

## Bond Oversight Committee SMART Technology Quarterly Update as of 09/30/2016

School / Site Name	Infrastructure Status	Computer Devices			Student to Computer Ratio*		Cat6 Count	Wireless Access Points**		
		Status	Ord	Rec	Nov 2014	Final		Status	Ord	Inst
0151 Riverland Elementary	Meets Std	In Process	304	0	5.9:1	IP	0	Not Started	0	0
		Stud Laptops	249	0						
		Tch Laptops	50	0						
		Desktops	5	0						
		Tablets	0	0						
		Carts***	5	0						
3031 Riverside Elementary	Complete	Complete	214	214	5.5:1	2.6:1	5	Complete	5	5
		Stud Laptops	199	199						
		Tch Laptops	14	14						
		Desktops	1	1						
		Tablets	0	0						
		Carts***	0	0						
1671 Robert C Markham Elementary	Complete	Complete	282	282	7.6:1	1.5:1	44	Complete	20	20
		Stud Laptops	239	239						
		Tch Laptops	38	38						
		Desktops	5	5						
		Tablets	0	0						
		Carts***	0	0						
3701 Rock Island Elementary	Meets Std	In Process	188	0	4.4:1	IP	0	In Process	18	0
		Stud Laptops	137	0						
		Tch Laptops	45	0						
		Desktops	6	0						
		Tablets	0	0						
		Carts***	5	0						
1851 Royal Palm Elementary	Complete	Complete	191	191	5.1:1	2.7:1	62	Complete	63	63
		Stud Laptops	159	159						
		Tch Laptops	25	25						
		Desktops	6	6						
		Tablets	1	1						
		Carts***	0	0						
0891 Sanders Park Elementary	Meets Std	Not Started	0	0	6.8:1	IP	0	In Process	25	0
		Stud Laptops	0	0						
		Tch Laptops	0	0						
		Desktops	0	0						
		Tablets	0	0						
		Carts***	0	0						

\*Student to computer ratio standard is 3.5:1

\*\*Wireless access point standard is 1 access point per classroom

\*\*\*Carts ordered/received are not included in the total count for computer devices, since it does not effect the student count ratio.

Legend:

IP - In Process

MS - Meets Standard

N/S - Not Started



Bond Oversight Committee SMART Technology Quarterly Update  
as of 09/30/2016

School / Site Name	Infrastructure Status	Computer Devices			Student to Computer Ratio*		Cat6 Count	Wireless Access Points**		
		Status	Ord	Rec	Nov 2014	Final		Status	Ord	Inst
3061 Sandpiper Elementary	Complete	Complete	303	303	8.0:1	1.4:1	18	Complete	65	65
		Stud Laptops	251	251						
		Tch Laptops	45	45						
		Desktops	7	7						
		Tablets	0	0						
		Carts***	0	0						
3401 Sawgrass Elementary	Complete	Complete	338	338	5.2:1	1.7:1	79	Complete	78	78
		Stud Laptops	266	266						
		Tch Laptops	64	64						
		Desktops	8	8						
		Tablets	0	0						
		Carts***	0	0						
3431 Sawgrass Springs Middle	Complete	Not Started	0	0	3.8:1	N/S	42	In Process	82	78
		Stud Laptops	0	0						
		Tch Laptops	0	0						
		Desktops	0	0						
		Tablets	0	0						
		Carts***	0	0						
1811 Sheridan Hills Elementary	Meets Std	In Process	273	0	4.3:1	IP	0	Not Started	0	0
		Stud Laptops	227	0						
		Tch Laptops	45	0						
		Desktops	1	0						
		Tablets	0	0						
		Carts***	8	0						
1321 Sheridan Park Elementary	Complete	Complete	309	309	8.9:1	1.7:1	56	Complete	56	56
		Stud Laptops	251	251						
		Tch Laptops	55	55						
		Desktops	3	3						
		Tablets	0	0						
		Carts***	0	0						
0422 Sheridan Tech High @ Sunset Learning	Meets Std	Meets Std	0	0	MS	MS	30	Complete	38	38
		Stud Laptops	0	0						
		Tch Laptops	0	0						
		Desktops	0	0						
		Tablets	0	0						
		Carts***	0	0						

\*Student to computer ratio standard is 3.5:1

\*\*Wireless access point standard is 1 access point per classroom

\*\*\*Carts ordered/received are not included in the total count for computer devices, since it does not effect the student count ratio.

Legend:

IP - In Process

MS - Meets Standard

N/S - Not Started

Bond Oversight Committee SMART Technology Quarterly Update  
as of 09/30/2016

School / Site Name	Infrastructure Status	Computer Devices			Student to Computer Ratio*		Cat6 Count	Wireless Access Points**		
		Status	Ord	Rec	Nov 2014	Final		Status	Ord	Inst
1051 Sheridan Technical College	Complete	Meets Std	0	0	0.0:1	MS	82	Complete	94	94
		Stud Laptops	0	0						
		Tch Laptops	0	0						
		Desktops	0	0						
		Tablets	0	0						
		Carts***	0	0						
3371 Silver Lakes Elementary	Complete	Complete	260	260	34.1:1	1.4:1	59	Complete	59	59
		Stud Laptops	202	202						
		Tch Laptops	45	45						
		Desktops	3	3						
		Tablets	10	10						
		Carts***	1	1						
3491 Silver Palms Elementary	Complete	Complete	306	306	23.0:1	1.7:1	0	Meets Std	0	0
		Stud Laptops	248	248						
		Tch Laptops	44	44						
		Desktops	14	14						
		Tablets	0	0						
		Carts***	4	4						
3081 Silver Ridge Elementary	Complete	Complete	420	420	8.3:1	1.4:1	43	Complete	71	71
		Stud Laptops	299	299						
		Tch Laptops	80	80						
		Desktops	40	40						
		Tablets	1	1						
		Carts***	0	0						
3331 Silver Trail Middle	Complete	Complete	547	547	5.3:1	2:1	36	Complete	106	106
		Stud Laptops	461	461						
		Tch Laptops	85	85						
		Desktops	0	0						
		Tablets	1	1						
		Carts***	13	13						
2351 South Plantation High	Complete	Complete	844	844	5.9:1	1.8:1	113	Complete	143	143
		Stud Laptops	476	476						
		Tch Laptops	226	226						
		Desktops	142	142						
		Tablets	0	0						
		Carts***	9	9						

\*Student to computer ratio standard is 3.5:1

\*\*Wireless access point standard is 1 access point per classroom

\*\*\*Carts ordered/received are not included in the total count for computer devices, since it does not effect the student count ratio.

Legend:

IP - In Process

MS - Meets Standard

N/S - Not Started

Bond Oversight Committee SMART Technology Quarterly Update  
as of 09/30/2016

School / Site Name	Infrastructure Status	Computer Devices			Student to Computer Ratio*		Cat6 Count	Wireless Access Points**		
		Status	Ord	Rec	Nov 2014	Final		Status	Ord	Inst
0691 Stirling Elementary	Meets Std	Complete	313	313	12.7:1	1.3:1	52	Complete	54	54
		Stud Laptops	261	261						
		Tch Laptops	49	49						
		Desktops	3	3						
		Tablets	0	0						
		Carts***	0	0						
3011 Stoneman Douglas High	Complete	Complete	1,504	1,504	8.1:1	1.7:1	66	Complete	1	1
		Stud Laptops	1245	1245						
		Tch Laptops	153	153						
		Desktops	106	106						
		Tablets	0	0						
		Carts***	17	17						
0211 Stranahan High	In Process	Complete	723	723	4.6:1	1.6:1	133	In Process	129	0
		Stud Laptops	562	562						
		Tch Laptops	81	81						
		Desktops	80	80						
		Tablets	0	0						
		Carts***	10	10						
0611 Sunland Park Elementary	Meets Std	In Process	32	0	2.7:1	IP	0	In Process	17	0
		Stud Laptops	0	0						
		Tch Laptops	32	0						
		Desktops	0	0						
		Tablets	0	0						
		Carts***	0	0						
3661 Sunset Lakes Elementary	Complete	Complete	549	549	10.6:1	1.3:1	55	Complete	82	82
		Stud Laptops	484	484						
		Tch Laptops	57	57						
		Desktops	8	8						
		Tablets	0	0						
		Carts***	8	8						
1171 Sunshine Elementary	Meets Std	Complete	335	335	11.1:1	1.6:1	54	Complete	58	58
		Stud Laptops	260	260						
		Tch Laptops	47	47						
		Desktops	28	28						
		Tablets	0	0						
		Carts***	0	0						

\*Student to computer ratio standard is 3.5:1

\*\*Wireless access point standard is 1 access point per classroom

\*\*\*Carts ordered/received are not included in the total count for computer devices, since it does not effect the student count ratio.

Legend:

IP - In Process

MS - Meets Standard

N/S - Not Started

Bond Oversight Committee SMART Technology Quarterly Update  
as of 09/30/2016

School / Site Name	Infrastructure Status	Computer Devices			Student to Computer Ratio*		Cat6 Count	Wireless Access Points**		
		Status	Ord	Rec	Nov 2014	Final		Status	Ord	Inst
2621 Tamarac Elementary	Complete	In Process	505	268	11.4:1	IP	88	Complete	88	88
		Stud Laptops	426	200						
		Tch Laptops	75	65						
		Desktops	4	3						
		Tablets	0	0						
		Carts***	0	0						
0571 Tedder Elementary	Meets Std	In Process	254	0	3.3:1	IP	0	In Process	22	0
		Stud Laptops	218	0						
		Tch Laptops	36	0						
		Desktops	0	0						
		Tablets	0	0						
		Carts***	0	0						
3151 Tequesta Trace Middle	Not Started	In Process	471	0	3.5:1	IP	0	Not Started	0	0
		Stud Laptops	362	0						
		Tch Laptops	86	0						
		Desktops	23	0						
		Tablets	0	0						
		Carts***	8	0						
3291 Thurgood Marshall Elementary	Meets Std	Complete	282	282	5.2:1	1.1:1	3	Complete	4	4
		Stud Laptops	242	242						
		Tch Laptops	40	40						
		Desktops	0	0						
		Tablets	0	0						
		Carts***	0	0						
3481 Tradewinds Elementary	Complete	Complete	536	536	8.3:1	2.1:1	56	Complete	91	91
		Stud Laptops	432	432						
		Tch Laptops	93	93						
		Desktops	11	11						
		Tablets	0	0						
		Carts***	0	0						
1621 Village Elementary	Meets Std	Complete	321	321	8.2:1	1.9:1	53	Complete	28	28
		Stud Laptops	262	262						
		Tch Laptops	55	55						
		Desktops	3	3						
		Tablets	1	1						
		Carts***	0	0						

\*Student to computer ratio standard is 3.5:1

\*\*Wireless access point standard is 1 access point per classroom

\*\*\*Carts ordered/received are not included in the total count for computer devices, since it does not effect the student count ratio.

Legend:

IP - In Process

MS - Meets Standard

N/S - Not Started

Bond Oversight Committee SMART Technology Quarterly Update  
as of 09/30/2016

School / Site Name	Infrastructure Status	Computer Devices			Student to Computer Ratio*		Cat6 Count	Wireless Access Points**		
		Status	Ord	Rec	Nov 2014	Final		Status	Ord	Inst
0321 Walker Elementary	Meets Std	Complete	141	141	3.4:1	2.9:1	72	Complete	36	36
		Stud Laptops	140	140						
		Tch Laptops	0	0						
		Desktops	1	1						
		Tablets	0	0						
		Carts***	4	4						
0511 Watkins Elementary	Complete	Complete	288	288	8.2:1	1.3:1	55	Complete	24	24
		Stud Laptops	255	255						
		Tch Laptops	19	19						
		Desktops	4	4						
		Tablets	10	10						
		Carts***	1	1						
2881 Welleby Elementary	Complete	Complete	308	308	5.4:1	1.7:1	57	Complete	63	63
		Stud Laptops	266	266						
		Tch Laptops	40	40						
		Desktops	2	2						
		Tablets	0	0						
		Carts***	0	0						
3971 West Broward High	Meets Std	In Process	773	769	7.4:1	IP	101	Complete	145	145
		Stud Laptops	391	391						
		Tch Laptops	140	136						
		Desktops	242	242						
		Tablets	0	0						
		Carts***	15	15						
2681 Westchester Elementary	Complete	Complete	309	309	5.2:1	2.5:1	74	Complete	79	79
		Stud Laptops	241	241						
		Tch Laptops	68	68						
		Desktops	0	0						
		Tablets	0	0						
		Carts***	0	0						
2831 Western High	Complete	Complete	958	958	5.2:1	1.7:1	139	Complete	192	192
		Stud Laptops	486	486						
		Tch Laptops	179	179						
		Desktops	282	282						
		Tablets	11	11						
		Carts***	3	3						

\*Student to computer ratio standard is 3.5:1

\*\*Wireless access point standard is 1 access point per classroom

\*\*\*Carts ordered/received are not included in the total count for computer devices, since it does not effect the student count ratio.

Legend:

IP - In Process

MS - Meets Standard

N/S - Not Started

Bond Oversight Committee SMART Technology Quarterly Update  
as of 09/30/2016

School / Site Name	Infrastructure Status	Computer Devices			Student to Computer Ratio*		Cat6 Count	Wireless Access Points**		
		Status	Ord	Rec	Nov 2014	Final		Status	Ord	Inst
0631 Westwood Heights Elementary	Meets Std	In Process	202	0	4.0:1	IP	0	In Process	25	0
		Stud Laptops	157	0						
		Tch Laptops	42	0						
		Desktops	3	0						
		Tablets	0	0						
		Carts***	0	0						
1291 William T McFatter High	Complete	Meets Std	0	0	1.4:1	1.2:1	98	Complete	95	95
		Stud Laptops	0	0						
		Tch Laptops	0	0						
		Desktops	0	0						
		Tablets	0	0						
		Carts***	0	0						
0191 Wilton Manors Elementary	Meets Std	Complete	222	222	7.5:1	1.9:1	0	Meets Std	0	0
		Stud Laptops	160	160						
		Tch Laptops	49	49						
		Desktops	13	13						
		Tablets	0	0						
		Carts***	0	0						
0991 Wingate Oaks	Not Started	In Process	13	0	2.7:1	IP	0	Not Started	0	0
		Stud Laptops	1	0						
		Tch Laptops	11	0						
		Desktops	1	0						
		Tablets	0	0						
		Carts***	0	0						
3091 Winston Park Elementary	Complete	Complete	669	669	22.6:1	1.7:1	76	Complete	76	76
		Stud Laptops	586	586						
		Tch Laptops	74	74						
		Desktops	9	9						
		Tablets	0	0						
		Carts***	0	0						

<b>School / Site Total:</b>	167	<b>Computer Devices Total:</b>	Ord 62,560	Rec 54,612	<b>Wireless Access Points:</b>	Ord 8,962	Inst 8,169
			Stud Laptops 48064	42004	<b>Count</b>	<b>Total CAT6 Wiring: 7,716</b>	
			Tch Laptops 9939	8439			
			Desktops 4103	3725			
			Tablets 454	444			
			Carts*** 743	609			

\*Student to computer ratio standard is 3.5:1

\*\*Wireless access point standard is 1 access point per classroom

\*\*\*Carts ordered/received are not included in the total count for computer devices, since it does not effect the student count ratio.

Legend:

IP - In Process

MS - Meets Standard

N/S - Not Started

## SMART Core Infrastructure Upgrades

### BOC FY2016-2017- 1<sup>ST</sup> QTR Ended 09-30-2016

Since the initiation of the SMART project, Technical Support Services has undertaken work in five areas of core infrastructure operation. These areas include the replacement and/or implementation of systems that provide improved network security perimeter defense and traffic management, load balancing of Internet and internal network traffic, IP address management and Domain Name Systems (DNS) operations, core network capacity and speed, and back-up and recovery. In every case, the work done was driven by greatly increased demand for network capacity and reliability that results from the:

- shift from print to digital instructional resources – including increased use of “rich media” (video, audio, advanced graphics, animation, interactivity)
- increased reliance on online assessments
- move toward personalization of instruction: more modern computers and the move toward to 1:1 computing
- increasing use of cloud-based resources (Office 365, LMS, etc)
- heightened concern for IT security and privacy protection
- enhancements to business continuity and disaster recovery solutions

The impact of the dynamics noted above can be seen in the fact that in the District's demand for Internet bandwidth is four times the 2013 level, the number of wirelessly connected devices has doubled over the same period, and the District's network now provides connectivity to over 235,000 unique devices each day (including all of the District's wired and wireless computers, printers, VoIP phones, and BYOD devices in the hands of staff and students).

<u>Project</u>	<u>Description</u>	<u>SMART Encumbrance / Expenditure</u>
<u>Perimeter Defense and Traffic Management</u>	Funds were spent to implement a new “Next Generation Firewall” (NGFW) at the District's Internet perimeter. As a part of that project, the previous system was repositioned to serve as an internal firewall between the Data Center (and it's critical systems) and the rest of the District's internal network. The Next Generation Firewall, in addition to securing the perimeter, provides content filtering, applications control, and traffic analysis and reporting; all at vastly increased speeds and capacity levels.	<b>\$1,519,323.14</b>
Load Balancing systems	Funds were spent on systems that manage and balance the traffic pattern and load distribution of the District's two	<b>\$564,591.02</b>

	connections to the Internet at higher speeds and at with greater capacity. This project included as a part of its design strategy the load balancing of the District's web based application services.	
Core Network Services	Expenditures were made to improve advanced network services including DNS, DHCP & IPAM. Expenditures in this area were done to improve the reliability of critical network system services and speed while further enhancing IP security and reporting.	<b>\$805,556.00</b>
Core Network Speed and Capacity	Investments were made in the network switching fabric of the network core and the District's Data Center. In addition to providing four-fold increased speed and capacity, the new network infrastructure supports the implementation of advanced "software defined networking".	<b>\$836,056.04</b>
Data-Center Tape Drive Virtualization	A project to replace the District's out-of-service tape back-up system with a Virtual Tape Back-up solution was implemented. This allows for the expedited recovery of a number of systems in the event of an emergency and propositions critical data at the District's off-site disaster recovery location out of state.	<b>\$393,593.00</b>
Voice Contact Center	A project to replace the existing ACD (Automatic Call Distribution) system that distributes incoming calls to specific groups or agents. This new system will be integrated to our current voice application system.	<b>\$197,124.57</b>
DR Storage	A project to relocate and build storage for our offsite DR, hosted in our remote COLO facility.	<b>\$171,661.14</b>
ERP Disk Replacement	A project to replace disk storage that supports our ERP system and was no longer going to be supported by the manufacturer.	<b>\$212,880.90</b>
<b>TOTAL</b>		<b>\$4,700,785.81</b>



Additionally, SMART investment projects are scheduled to achieve the following outcomes:

- Meet growing network bandwidth requirements and increase network reliability
- Improve network traffic management and reporting
- Enhance IT security and identity management systems
- Increase systems storage capacity
- Expand and refresh the District's virtualized server environment
- Extend and enhance core telecommunications routing and application systems





# Section 2

---

## Technology Charter SCHOOLS

Tony Hunter, Chief Information Officer

Bond Oversight Committee SMART Technology Quarterly Update  
Charter Schools  
as of 09/30/2016

School Name	Status	Desktops		Student Laptops		Teacher Laptops		Tablets		Digital Classrooms		Accessories & Peripherals		Cart/Tray	
		Ord	Rec	Ord	Rec	Ord	Rec	Ord	Rec	Ord	Rec	Ord	Rec	Ord	Rec
5410 Ben Gamla	Completed	0	0	0	0	82	82	97	97	28	28	3	3	11	11
5001 Ben Gamla Charter School North Broward	Completed	0	0	0	0	21	21	0	0	2	2	63	63	0	0
5392 Ben Gamla Charter School South Broward	Completed	80	80	50	50	10	10	0	0	6	6	111	111	0	0
5403 Broward Community Charter West	Completed	0	0	72	72	21	21	0	0	13	13	5	5	3	3
5041 Central Charter School	Completed	5	5	150	150	17	17	95	95	84	84	136	136	5	5
5422 Championship Academy of Distinction at Davie	Completed	0	0	360	360	2	2	0	0	1	1	13	13	12	12
5361 Championship Academy of Distinction at Hollywood	Completed	0	0	240	240	3	3	0	0	0	0	2	2	8	8
5031 Charter School of Excellence	Completed	23	23	90	90	10	10	2	2	13	13	41	41	2	2
5271 Charter School of Excellence at Davie	Completed	33	33	35	35	10	10	0	0	14	14	4	4	2	2
5026 Charter School of Excellence at Davie 2	Completed	4	4	0	0	1	1	1	1	2	2	52	52	0	0
5394 Charter School of Excellence Fort Lauderdale 2	Completed	4	4	0	0	1	1	0	0	3	3	7	7	1	1
5201 Charter School of Excellence Tamarac 1 Campus	Completed	36	36	140	140	12	12	1	1	20	20	20	20	5	5
5291 Charter School of Excellence Tamarac 2 Campus	Completed	5	5	0	0	1	1	0	0	2	2	65	65	0	0
5091 City of Coral Springs	Completed	34	34	330	330	0	0	200	200	37	37	17	17	17	17
5051 City of Pembroke Pines East	Completed	0	0	504	504	136	136	256	256	75	75	1	1	26	26
5121 City of Pembroke Pines High	Completed	136	136	550	550	123	123	61	61	116	116	2	2	21	21
5081 City of Pembroke Pines Middle West	Completed	0	0	422	422	101	101	95	95	50	50	2	2	17	17
5412 Discovery Middle Charter School	Completed	0	0	44	44	7	7	0	0	4	4	47	47	0	0
5355 Eagles' Nest Elementary Charter School	Completed	40	40	25	25	9	9	0	0	4	4	24	24	1	1

Bond Oversight Committee SMART Technology Quarterly Update  
Charter Schools  
as of 09/30/2016

School Name	Status	Desktops		Student Laptops		Teacher Laptops		Tablets		Digital Classrooms		Accessories & Peripherals		Cart/Tray	
		Ord	Rec	Ord	Rec	Ord	Rec	Ord	Rec	Ord	Rec	Ord	Rec	Ord	Rec
5356 Eagles' Nest Middle Charter School	Completed	0	0	0	0	4	4	0	0	9	9	10	10	0	0
5393 Excelsior Charter of Broward	Completed	45	45	0	0	18	18	1	1	5	5	26	26	0	0
5012 Franklin Academy A	Completed	62	62	270	270	86	86	35	35	10	10	2	2	10	10
5010 Franklin Academy B	Completed	0	0	78	78	0	0	0	0	0	0	36	36	3	3
5418 Henry McNeal Turner Learning Academy	Completed	10	10	3	3	3	3	16	16	0	0	44	44	1	1
5325 Hollywood Academy of Arts and Science Elementary	Completed	0	0	0	0	0	0	142	142	48	48	25	25	5	5
5362 Hollywood Academy of Arts and Science Middle	Completed	0	0	0	0	0	0	77	77	20	20	30	30	2	2
5111 Imagine Charter School at Weston	Completed	0	0	243	243	0	0	83	83	63	63	2	2	11	11
5171 Imagine Elementary at North Lauderdale Charter School	Completed	0	0	240	240	0	0	40	40	29	29	14	14	9	9
5024 Imagine Schools at Broward	Completed	1	1	277	277	20	20	151	151	25	25	17	17	13	13
5409 Kidz Choice Charter	In Process	0	0	0	0	0	0	49	49	3	3	23	14	1	1
5481 Mavericks High of Central Broward County	Completed	26	26	0	0	22	22	10	10	18	18	200	200	5	5
5009 Mavericks High School of North Broward	Completed	49	49	0	0	16	16	50	50	10	10	39	39	3	3
5161 North Broward Academy of Excellence Elementary	Completed	0	0	0	0	0	0	140	140	26	26	34	34	3	3
5371 North Broward Academy of Excellence Middle	Completed	2	2	0	0	0	0	50	50	15	15	53	53	1	1
5381 Paragon Academy of Technology	Completed	1	1	34	34	8	8	0	0	3	3	8	8	1	1
5372 Pathways Academy Charter School	Completed	0	0	0	0	0	0	6	6	38	38	9	9	0	0
5322 Pivot Charter School	Completed	25	25	0	0	10	10	4	4	31	31	50	50	0	0
5014 Renaissance Charter Middle School at Pines (new school)	Completed	7	7	0	0	0	0	126	126	1	1	122	122	4	4

Bond Oversight Committee SMART Technology Quarterly Update  
Charter Schools  
as of 09/30/2016

School Name	Status	Desktops		Student Laptops		Teacher Laptops		Tablets		Digital Classrooms		Accessories & Peripherals		Cart/Tray	
		Ord	Rec	Ord	Rec	Ord	Rec	Ord	Rec	Ord	Rec	Ord	Rec	Ord	Rec
5023 Renaissance Charter School of Plantation	Completed	0	0	0	0	0	0	104	104	53	53	9	9	2	2
5049 Renaissance Charter School at Cooper City	Completed	0	0	0	0	0	0	28	28	72	72	1	1	0	0
5048 Renaissance Charter School at University	Completed	0	0	0	0	0	0	60	60	86	86	85	85	2	2
5020 Renaissance Charter School of Coral Springs	Completed	38	38	0	0	0	0	220	220	65	65	140	140	6	6
5710 Renaissance Charter Schools at Pines (new school)	Completed	5	5	0	0	0	0	130	130	35	35	5	5	4	4
5420 RISE Academy School of Science and Technology	Completed	27	27	0	0	43	43	8	8	5	5	39	39	0	0
5396 Somerset Academy Charter Conservatory High	Completed	3	3	1	1	36	36	0	0	1	1	18	18	1	1
5007 Somerset Academy Charter High School Miramar Campus	In Process	0	0	97	90	0	0	93	93	2	2	21	2	12	12
5405 Somerset Academy Charter School Miramar	Completed	145	145	120	120	28	28	0	0	0	0	29	29	4	4
5211 Somerset Academy Davie Charter School	Completed	0	0	56	56	0	0	0	0	6	6	24	24	2	2
5391 Somerset Academy East Preparatory	Completed	0	0	0	0	92	92	23	23	2	2	0	0	2	2
5141 Somerset Academy Elementary	In Process	222	222	0	0	63	63	10	10	47	47	121	90	3	3
5221 Somerset Academy High	Completed	170	170	3	3	116	116	30	30	38	38	396	396	5	5
5387 Somerset Academy Hollywood	Completed	0	0	0	0	20	20	0	0	1	1	2	2	0	0
5419 Somerset Academy Hollywood Middle School	Completed	0	0	0	0	0	0	7	7	0	0	16	16	1	1
5151 Somerset Academy Middle	Completed	138	138	2	2	107	107	0	0	25	25	4	4	3	3
5406 Somerset Academy Miramar Middle	In Process	108	107	25	25	19	19	60	60	0	0	46	46	2	2
5021 Somerset Academy Neighborhood	In Process	0	0	131	120	0	0	231	230	3	3	67	67	27	26
5388 Somerset Academy Pompano	Completed	10	10	0	0	4	4	41	41	5	5	86	86	3	3

Bond Oversight Committee SMART Technology Quarterly Update  
Charter Schools  
as of 09/30/2016

School Name	Status	Desktops		Student Laptops		Teacher Laptops		Tablets		Digital Classrooms		Accessories & Peripherals		Cart/Tray	
		Ord	Rec	Ord	Rec	Ord	Rec	Ord	Rec	Ord	Rec	Ord	Rec	Ord	Rec
5413 Somerset Academy Pompano Middle	Completed	0	0	0	0	0	0	14	14	0	0	17	17	0	0
5002 Somerset Academy Village Charter Middle School	Completed	13	13	0	0	0	0	22	22	5	5	98	98	2	2
5003 Somerset Charter Academy @ North Lauderdale	Completed	4	4	240	240	78	78	0	0	1	1	36	36	8	8
5054 Somerset Miramar South	Completed	7	7	40	40	6	6	0	0	0	0	13	13	2	2
5030 Somerset Pines Academy	In Process	17	14	110	110	8	8	94	94	4	4	34	34	4	4
5006 Somerset Prep Charter High Broward Campus	In Process	61	61	0	0	0	0	5	5	2	0	328	328	2	2
5441 Somerset Preparatory Charter Middle School	In Process	0	0	104	95	0	0	131	130	0	0	228	219	16	16
5004 Somerset Village Academy	Completed	61	61	0	0	16	16	0	0	0	0	4	4	0	0
5060 SunEd High School	Completed	21	21	0	0	8	8	0	0	44	44	137	137	0	0
5400 Sunshine Elementary	Completed	34	34	0	0	19	19	0	0	17	17	22	22	0	0

Total Schools: 67	Totals:	Desktops		Student Laptops		Teacher Laptops		Tablets		Digital Classrooms		Accessories & Peripherals		Cart/Tray	
		Ord	Rec	Ord	Rec	Ord	Rec	Ord	Rec	Ord	Rec	Ord	Rec	Ord	Rec
		1,712	1,708	5,086	5,059	1,417	1,417	3,099	3,097	1,347	1,345	3,385	3,317	316	315







# Section 3

---

## Music & Art Equipment

Daniel Gohl, Chief Academic Officer

**SMART Bond Initiative  
Music Equipment Deployment  
Quarter Ending September 30, 2016**

**Gap Analysis: (Secondary)** Each Middle and High School for year one and year two has been asked to provide data that will determine the status of their school's musical equipment needs. This data is compared to the District's "Basic Equipment List". The basic equipment is defined as the minimum types and quantities of musical equipment that a school should possess to offer core music courses. The Gap Analysis determines the areas of greatest need for each school as well as whether each school is operating within minimum standards. Schools work with the music office to determine a "priority list" of musical equipment. Ordering of needed equipment is based upon the school's priorities and the funding available. As of September 30, 2016 all secondary schools in year one and year two have returned their Gap analysis. In addition, a Gap analysis has been requested to be completed by all year three high and middle schools.

**Gap Analysis: (Elementary and Centers)** Prior to quarter four of the 2016 fiscal year, the Elementary Gap analysis was being developed. During the fourth quarter of 2016, the Gap Analysis request was sent to the year one Elementary Schools and Centers. During the first quarter of 2017, (the quarter ending September 30, 2016) the Gap analysis request was sent to the year two Elementary Schools and Centers. GAP analysis data is currently being received and priority lists for ordering are being developed.

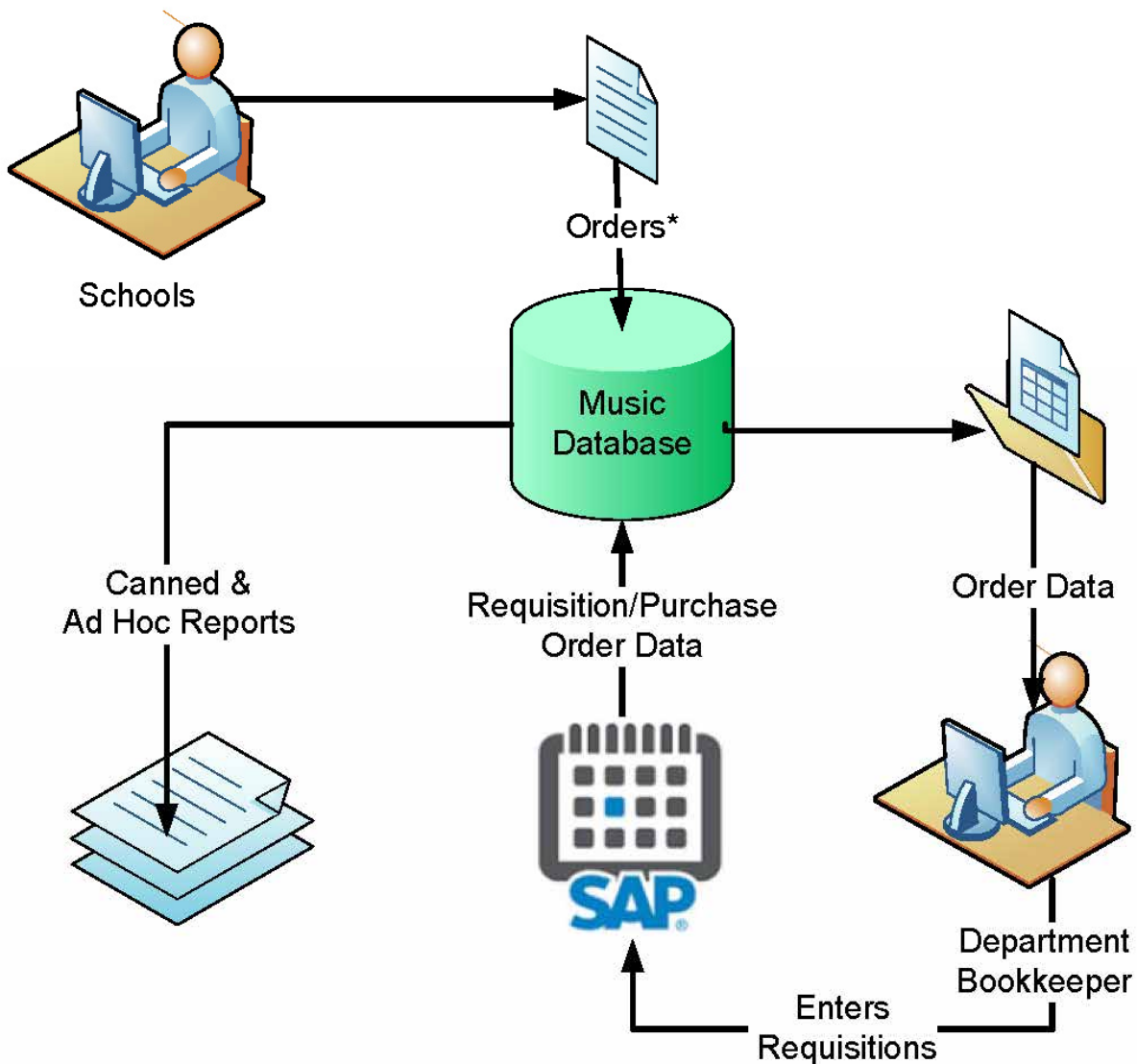
**New Ordering Process: (Elementary and Centers)** Because of the large variety, types and quantities of musical equipment required for the Elementary music curriculum, an electronic selection and ordering tool is under development in order to make the selection process for schools more efficient as well as speed up the overall time needed for general deployment. This tool is generally patterned after the ordering process used for Technology and involves collaboration among the departments of Applied Learning, Capital Budget and Information & Technology.

**Deployment Schedule:** The order in which schools receive funding are based upon the 2015-16 District Educational Facilities Plan. This order generally coincides with the time frame of the school's renovation schedule. Funding codes are created and supplied to the department of Applied Learning from the Capital Budget department. The Applied Learning Department works with schools to determine need, obtains pricing and places orders for equipment via approved vendors as directed by our bid process.

**Ordering to Date:** The attached spreadsheet identifies schools where the deployment has begun. All secondary schools in years one and two are either in the final ordering stage, being closed out or have been closed. As of September 30, 2016 all year one and year two elementary schools and centers are completing and preparing to return their Gap Analysis. The ordering process for elementary schools and centers will begin upon the completion of the electronic selection ordering tool in mid-November.

# Music Equipment/Instruments Online Ordering System

- Provides efficient ordering process
- Eliminates school visits to obtain/clarify orders
- Captures consistent order data
- Improves order processing time
- Delivers canned and ad hoc reports



\* Elementary Schools will use an on-line catalogue ordering system, Middle and High Schools will continue with the manual process. Orders created either way will flow into the Music Database.

### Music Equipment Program Program Years 1 - 3

Location Name	Program Year	Music Orders Processed	Orders Received and Expensed	Music Dept Status 9/30/16
Apollo Middle School	1	100.0%	17.2%	Closing Out
Atlantic West Elementary School	2	In Process		
Bair Middle School	1	99.2%	88.2%	Closing Out
Banyan Elementary School	3	Not Started		
Bayview Elementary School	1	In Process		
Bennett Elementary School	1	In Process		
Bethune, Mary M. Elementary School	2	Gap Analysis & Priority Initiated		
Bright Horizons Center	2	Gap Analysis & Priority Initiated		
Broadview Elementary School	1	In Process		
Broward Estates Elementary School	1	No Program		
Capital Reserves (District-Wide)	1	N/A		
Central Park Elementary School	2	In Process		
Charles Drew Family Resource Center	3	Not Started		
Coconut Creek Elementary School	2	In Process		
Coconut Creek Senior High School	2	75.3%	22.4%	Ordering
Collins Elementary School	3	Not Started		
Cooper City Elementary School	2	Gap Analysis & Priority Initiated		
Cooper City Senior High School	2	100.0%	0.0%	Closing Out
Coral Park Elementary School	2	In Process		
Coral Springs Middle School	1	100.0%	99.1%	Closing Out
Cresthaven Elementary School	1	In Process		
Croissant Park Elementary School	1	In Process		
Cross Creek School	2	Gap Analysis & Priority Initiated		
Cypress Elementary School	1	In Process		
Cypress Run Education Center	2	Gap Analysis & Priority Initiated		
Dandy, William Middle School	2	100.0%	5.4%	Closing Out
Dave Thomas Education Center	2	On Hold - No School?		
Dave Thomas Education Center-West	2	Gap Analysis & Priority Initiated		
Davie Elementary School	2	Gap Analysis & Priority Initiated		
Deerfield Beach Elementary School	1	Gap Analysis & Priority Initiated		
Deerfield Park Elementary School	1	In Process		
Dillard 6-12 School	1	100.0%	100.0%	Closed
Dillard Elementary School	1	In Process		
Discovery Elementary School	3	Not Started		
Drew, Charles Elementary School	1	In Process		
Driftwood Elementary School	2	In Process		
Driftwood Middle School	1	100.0%	99.6%	Closing Out
Eagle Point Elementary School	1	In Process		

Location Name	Program Year	Music Orders Processed	Orders Received and Expensed	Music Dept Status 9/30/16
Ely, Blanche Senior High School	1	100.0%	100.0%	Closing Out
Embassy Creek Elementary School	3	Not Started		
Falcon Cove Middle School	3	Gap Analysis & Priority Initiated		
Flamingo Elementary School	3	Not Started		
Floranada Elementary School	3	Not Started		
Forest Hills Elementary School	2	Gap Analysis & Priority Initiated		
Fort Lauderdale Senior High School	1	100.0%	95.0%	Closing Out
Foster, Stephen Elementary School	1	In Process		
Gator Run Elementary School	3	Not Started		
Griffin Elementary School	2	In Process		
Gulfstream Middle School	2	School Closed 2016		
Hallandale Adult & Community Center	2	School Closed 2016		
Harbordale Elementary School	1	In Process		
Hollywood Central Elementary School	3	Not Started		
Hollywood Hills Elementary School	3	Not Started		
Hollywood Hills Senior High School	2	90.7%	0.0%	Ordering
Hollywood Park Elementary School	2	In Process		
Horizon Elementary School	3	Not Started		
Hunt, James S. Elementary School	2	In Process		
Indian Ridge Middle School	2	100.0%	69.4%	Closing Out
King, Martin Luther Montessori	1	In Process		
Lanier-James Education Center	2	Gap Analysis & Priority Initiated		
Lauderdale Lakes Middle School	2	92.9%	0.0%	Ordering
Lauderdale Manors Early Learning And Resource Center	1	No Program		
Lloyd Estates Elementary School	3	Not Started		
Manatee Bay Elementary School	2	Gap Analysis & Priority Initiated		
Margate Elementary School	2	In Process		
Margate Middle School	3	Gap Analysis & Priority Initiated		
Markham, C. Robert Elementary School	1	No Program		
McArthur Senior High School	2	99.0%	14.8%	Ordering
McNab Elementary School	1	In Process		
Meadowbrook Elementary School	3	Not Started		
Mirror Lake Elementary School	3	Not Started		
Monarch Senior High School	1	100.0%	92.4%	Closing Out
Morrow Elementary School	2	Gap Analysis & Priority Initiated		
N. Andrews Gardens Elementary School	3	Not Started		
New River Middle School	2	100.0%	90.1%	Closing Out
Nob Hill Elementary School	3	Not Started		
Norcrest Elementary School	1	In Process		
North Fork Elementary School	1	In Process		

Location Name	Program Year	Music Orders Processed	Orders Received and Expensed	Music Dept Status 9/30/16
North Lauderdale Elementary School	2	Gap Analysis & Priority Initiated		
North Side Elementary School	1	Gap Analysis & Priority Initiated		
Northeast Senior High School	3	Gap Analysis & Priority Initiated		
Nova Blanche Forman Elementary School	2	Gap Analysis & Priority Initiated		
Nova Dwight D Eisenhower Elementary School	2	Gap Analysis & Priority Initiated		
Nova Middle School	3	Gap Analysis & Priority Initiated		
Nova Senior High School	2	98.8%	0.0%	Ordering
Oakland Park Elementary School	3	Not Started		
Oakridge Elementary School	3	Not Started		
Orange Brook Elementary School	2	Gap Analysis & Priority Initiated		
Palmview Elementary School	1	In Process		
Park Ridge Elementary School	1	46.7%	0.0%	Ordering
Pembroke Pines Elementary School	2	In Process		
Peters Elementary School	3	Not Started		
Pine Ridge Education Center	2	Gap Analysis & Priority Initiated		
Pines Middle School	3	Gap Analysis & Priority Initiated		
Pinewood Elementary School	2	In Process		
Pioneer Middle School	1	99.9%	99.9%	Closing Out
Piper Senior High School	3	Gap Analysis & Priority Initiated		
Plantation Elementary School	3	Not Started		
Plantation Middle School	3	Gap Analysis & Priority Initiated		
Plantation Park Elementary School	3	Not Started		
Plantation Senior High School	3	Gap Analysis & Priority Initiated		
Pompano Beach Elementary School	1	In Process		
Pompano Beach Institute Of International Studies	1	100.0%	99.8%	Closing Out
Quiet Waters Elementary School	2	Gap Analysis & Priority Initiated		
Ramblewood Middle School	3	Gap Analysis & Priority Initiated		
Riverland Elementary School	1	In Process		
Rock Island Elementary School	1	In Process		
Sanders Park Elementary School	1	In Process		
Sandpiper Elementary School	3	Not Started		
Sawgrass Elementary School	3	Not Started		
Sawgrass Springs Middle School	2	100.0%	77.8%	Closing Out
Seagull School	2	Gap Analysis & Priority Initiated		
Seminole Middle School	1	100.0%	82.0%	Closing Out
Sheridan Hills Elementary School	2	In Process		
Sheridan Park Elementary School	2	In Process		
Silver Ridge Elementary School	3	Not Started		
Silver Trail Middle School	3	Gap Analysis & Priority Initiated		
South Plantation Senior High School	3	Gap Analysis & Priority Initiated		

Location Name	Program Year	Music Orders Processed	Orders Received and Expensed	Music Dept Status 9/30/16
Stirling Elementary School	2	In Process		
Sunland Park Elementary	1	In Process		
Sunrise Middle School	1	100.0%	97.0%	Closing Out
Tedder Elementary School	1	In Process		
Tequesta Trace Middle School	2	100.0%	55.0%	Closing Out
The Quest Center	2	Gap Analysis & Priority Initiated		
Thurgood Marshall Elementary School	1	Not Started		
Tropical Elementary School	3	Not Started		
Village Elementary School	3	Not Started		
Walker Elementary School	1	In Process		
Welleby Elementary School	3	Not Started		
West Hollywood Elementary School	2	In Process		
Western Senior High School	3	Gap Analysis & Priority Initiated		
Westglades Middle School	2	100.0%	74.0%	Closing Out
Westpine Middle School	2	100.0%	98.1%	Closing Out
Westwood Heights Elementary School	1	In Process		
Whiddon-Rogers Education Center	2	Gap Analysis & Priority Initiated		
Whispering Pines Education Center	3	Not Started		
Wilton Manors Elementary School	1	In Process		
Wingate Oaks Center	2	Gap Analysis & Priority Initiated		
Young, Virginia Shuman Elementary School	1	In Process		
Young, Walter C. Middle School	1	100.0%	89.6%	Closing Out

LEGEND FOR REPORTS	
Status Codes	Explanation
Not Started	This project has not started
Initial Gap Analysis	We have completed a gap analysis for initial data
Gap Analysis & Priority Initiated	We have requested the school do the official Gap Analysis and Priority Ordering form.
In Process	We are in the process of getting quotes from vendors or they are in the queue.
On Hold	These schools are on hold due to special request or circumstances.
Ordering	We are in the process of ordering - some money, but not all has been spent.
Closing Out	All orders have been submitted to Capital Budget. During this phase, orders and delivery are monitored and problems that arise are solved.
Closed	Project is complete.

### Section 3: Music & Art Equipment

	Apollo MS	
	\$99,992.78	

Instrument Type	Brand Name	Model #	Quantity	Unit Price	Line Total	Vendor
Case Baritone Sax	SKB	SKB455W	2	382.19	764.38	All County Music
Case Tuba	Yamaha	YACBBC27	1	599.00	599.00	All County Music
Mallets Brass	Musser	M14	1	18.95	18.95	All County Music
Slapstick	Toca	T2501	2	25.95	51.90	All County Music
Mallets Timpani	Vic Firth	VFT3	1	36.00	36.00	All County Music
Mallets Rubber	Musser	M4	2	24.25	48.50	All County Music
Mallets	Musser	M2	2	24.25	48.50	All County Music
Mallets	Musser	M1	1	24.25	24.25	All County Music
Maracas	Latin Percussion	LP281	1	26.99	26.99	All County Music
Mallets Yarn Med	Musser	M8	2	41.00	82.00	All County Music
Mallet Bass Drum	Vic Firth	BD1	1	38.22	38.22	All County Music
Mallet Timpani	Vic Firth	VFT2	1	36.00	36.00	All County Music
Mallet Timpani	Vic Firth	VFT1	1	36.00	36.00	All County Music
Triangle	Sabian	611348B8	1	42.00	42.00	All County Music
Guiro	Latin Percussion	LP243	1	41.95	41.95	All County Music
Shaker	Rhythm Tech	RT2015	1	11.02	11.02	All County Music
Woodblock small	Latin Percussion	LPA210	2	14.40	28.80	All County Music
Woodblock large	Latin Percussion	LPA211	2	17.10	34.20	All County Music
Trap Table	Ludwig	LE1378	1	141.00	141.00	All County Music
Granite Blocks	Latin Percussion	LP1210	1	207.60	207.60	All County Music
Cymbal Stand Boom	Ludwig	LAP37BCS	1	147.00	147.00	All County Music
Cymbal Suspended 18"	Sabian	21889	1	198.00	198.00	All County Music
Case Keyboard	Yamaha	YBA881	1	44.10	44.10	All County Music
Mallets Marching Bass	Vic Firth	MB1H	5	38.50	192.50	All County Music
Mallets Tenor	Vic Firth	MT2A	2	35.95	71.90	All County Music
Bell Kit	Mapex	MPK32PC	9	226.80	2,041.20	All County Music
Amplifyer Keyboard	Peavey	KB3	2	299.99	599.98	All County Music
Amplifyer Bass	Peavey	MAX115	2	349.99	699.98	All County Music
Amplifyer Guitar	Peavey	BANDIT112	2	399.99	799.98	All County Music
Keyboard Stand	Stageline	KS11	2	69.99	139.98	All County Music
Keyboard Bench	Stageline	KB40	2	37.95	75.90	All County Music



	Apollo MS	
	\$99,992.78	

Instrument Type	Brand Name	Model #	Quantity	Unit Price	Line Total	Vendor
Keyboard	Yamaha	P115B	2	599.99	1,199.98	All County Music
Bass Drum Concert	Majestic	MCB3618	2	1,262.60	2,525.20	All County Music
Marimba	Majestic	M6543P	1	3,645.00	3,645.00	All County Music
Timpani Set 23,26,29,32	Majestic	PRA04A	1	9,316.00	9,316.00	All County Music
Tenor Drum Marching	Ludwig	LFS625XL	4	375.44	1,501.76	All County Music
Tenor Saxophone Int	Yamaha	YTS480	2	2,156.76	4,313.52	All County Music
Alto Saxophone Int	Yamaha	YAS480	2	1,879.20	3,758.40	All County Music
Clarinet Wood	Yamaha	YCL400AD	2	951.48	1,902.96	All County Music
Flute Intermediate	Yamaha	YFL362HLPGP	2	1,088.64	2,177.28	All County Music
Trumpet	Conn Selmer	52BSP	2	1,074.10	2,148.20	All County Music
String Bass 3/4	Eastman	VB80ST34	2	1,447.50	2,895.00	All County Music
Harmony Director Keyboard	Yamaha	HD200SBKIT	1	995.00	995.00	All County Music
Bassoon	Fox	MODEL41	1	4,600.00	4,600.00	All County Music
Tuba 3/4	Holton	BB450	2	2,345.77	4,691.54	All County Music
Euphonium	Yamaha	YEP201	1	1,470.42	1,470.42	All County Music
Trombone	Yamaha	YSL200AD	5	646.38	3,231.90	All County Music
Trombone w/F attach	King	608F	3	1,250.74	3,752.22	All County Music
French Horn Dbl	Conn	6D	2	2,200.18	4,400.36	All County Music
Tenor Saxophone	Yamaha	YTS200AD	2	1,418.58	2,837.16	All County Music
Alto Saxophone	Yamaha	YAS200AD	2	1,124.28	2,248.56	All County Music
Clarinet	Yamaha	YCL200AD	8	522.18	4,177.44	All County Music
Flute	Yamaha	YFL200AD	1	498.42	498.42	All County Music
Piccolo	Yamaha	YPC32	2	733.86	1,467.72	All County Music
Trumpet	Yamaha	YTR200AD	7	646.38	4,524.66	All County Music
Drum Set	Yamaha	GM2F56WU	2	780.00	1,560.00	All County Music
Cymbal Bag	Sabian	61008	1	38.25	38.25	All County Music
Cymbals 16"	Sabian	21622	2	338.00	676.00	All County Music
PA System	Yamaha	STAGEPASS600I	1	899.99	899.99	All County Music
Marching Bass drum 24	Yamaha	MB6324XWWC	2	552.24	1,104.48	All County Music
Marching Bass drum 22	Yamaha	MB6322XWWC	2	520.00	1,040.00	All County Music
Marching Bass Drum 20	Yamaha	MB6320XWWC	2	482.56	965.12	All County Music

### Section 3: Music & Art Equipment

	Apollo MS	
	\$99,992.78	

Instrument Type	Brand Name	Model #	Quantity	Unit Price	Line Total	Vendor
Marching Bass Drum 18	Yamaha	MB6318XWWC	2	458.65	917.30	All County Music
Marching Bass Drum 16	Yamaha	MB6316XWWC	2	433.68	867.36	All County Music
Marching Quads	Yamaha	MQL8023XWWC	2	796.64	1,593.28	All County Music
Marching Snare Drum	Yamaha	MS6313XWWC	5	373.36	1,866.80	All County Music
mouth piece clarinet	vandoren b45	cm308	1	96.95	96.95	All County Music
ligature clarinet	rovner	1R	1	25.95	25.95	All County Music
mute trumpet straight	humes burg	hb101	2	18.20	36.40	All County Music
Euphonium	Jupiter	468L	2	1,223.60	2,447.20	All County Music
Euphonium	Jupiter	1000	1	1,442.00	1,442.00	All County Music
Clarinet-pro	Buffet	4052	1	2,809.22	2,809.22	All County Music

### Section 3: Music & Art Equipment

	<b>Bair MS</b>	
	<b>\$99,198.68</b>	

Instrument Type	Brand Name	Model #	Quantity	Unit Price	Line Total	Vendor
Mallets Med Hard	Musser	M8	1	27.00	27.00	All County Music
Chime Hammer	Musser	M336	1	25.90	25.90	All County Music
Snare Stand	Gibraltar	9606	1	115.50	115.50	All County Music
Triangle Set	Danmar	D506	1	16.38	16.38	All County Music
Triangle clip	Dixon	PRTRH1HP	1	5.59	5.59	All County Music
Maracas	Latin Percussion	LP281	1	25.20	25.20	All County Music
Shaker	Latin Percussion	LP440	1	21.00	21.00	All County Music
Timpani Mallets	Vic Firth	VFT1	1	36.01	36.01	All County Music
Timpani Mallets	Vic Firth	VFT2	1	36.01	36.01	All County Music
Bass Drum Mallet	Vic Firth	BD1	1	38.22	38.22	All County Music
Tambourine 10" Dbl	Grover	T2BC	1	176.40	176.40	All County Music
Cowbell blocks	Grover	WB8	1	35.70	35.70	All County Music
Oboe	Yamaha	YOB241	3	1,465.56	4,396.68	All County Music
Bassoon	Fox	41	3	4,500.00	13,500.00	All County Music
Alto Saxophone	Yamaha	YAS200AD	5	1,124.28	5,621.40	All County Music
Euphonium	Yamaha	YEP201	6	1,470.42	8,822.52	All County Music
Baritone Saxophone	Conn-Selmer	SBS280R	1	4,381.41	4,381.41	All County Music
Bass Drum Concert	Majestic	CBD3622QS	1	1,421.90	1,421.90	All County Music
Marimba	Majestic	M6543H	1	4,752.00	4,752.00	All County Music
Bass Clarinet	Yamaha	YCL221II	2	1,872.72	3,745.44	All County Music
Tenor Saxophone	Yamaha	YTS200AD	2	1,418.58	2,837.16	All County Music
French Horn Double	Conn	6D	6	2,200.18	13,201.08	All County Music
Trumpet	Yamaha	YTR2330C	6	625.00	3,750.00	All County Music
Trombone	Yamaha	YSL200AD	6	646.38	3,878.28	All County Music
Flute	Yamaha	YFL200AD	4	298.40	1,193.60	All County Music
Clarinet	Yamaha	YCL200AD	4	522.18	2,088.72	All County Music
Tuba 3/4 Size	Houlton	BB450	6	2,345.77	14,074.62	All County Music

### Section 3: Music & Art Equipment

	<b>Bair MS</b>	
	<b>\$99,198.68</b>	

Instrument Type	Brand Name	Model #	Quantity	Unit Price	Line Total	Vendor
Tuba 4/4	Yamaha	YBB321SWC	2	5,487.48	10,974.96	All County Music

### Section 3: Music & Art Equipment

	<b>Coconut Creek HS</b>	
	<b>\$225,894.62</b>	

Instrument Type	Brand Name	Model #	Quantity	Unit Price	Line Total	Vendor
Cello 4/4	Eastman	VC100ST	2	1,045.50	2,091.00	All County Music
Cello 4/4	Eastman	VC80ST	2	669.00	1,338.00	All County Music
Viola 16"	Eastman	VA100ST16	2	480.00	960.00	All County Music
Viola 16"	Eastman	VA80ST16	2	373.50	747.00	All County Music
Violin 4/4	Eastman	VL100ST	2	388.50	777.00	All County Music
Violin 4/4	Eastman	VL80ST44	2	307.50	615.00	All County Music
Tambourine	Grover	SVTAMB	1	78.40	78.40	All County Music
Microphone	Peavey	578000	4	49.99	199.96	All County Music
Maracas	Latin Percussion	LP281	3	26.99	80.97	All County Music
Cowbell	Latin Percussion	LP007	1	29.40	29.40	All County Music
Bongos	Latin Percussion	LP201A2	1	271.20	271.20	All County Music
Agogo Bells	Latin Percussion	LP231A	1	42.60	42.60	All County Music
Quints	Yamaha	MQT68023AWCSH	2	1,546.48	3,092.96	All County Music
Tenor Drum Case	Ludwig	LP45C	2	50.63	101.26	All County Music
Tenor Drum 15" w.leg rest	Ludwig	LFS625XL	2	375.44	750.88	All County Music
Marching Snare	Yamaha	MS9314CHAWCSH	2	1,118.00	2,236.00	All County Music
Tenor Saxophone	Yamaha	YTS62II	2	2,488.86	4,977.72	All County Music
Tenor Saxophone	Yamaha	YTS200AD	2	1,418.58	2,837.16	All County Music
Alto Saxophone Pro	Selmer	52AXOS	2	3,314.49	6,628.98	All County Music
Contra Bass Clarinet	Leblanc	L7182	1	3,662.88	3,662.88	All County Music
Bass Clarinet	Leblanc	L60	3	4,791.99	14,375.97	All County Music
Bass Clarinet	Yamaha	YCL221II	1	1,872.72	1,872.72	All County Music
Clarinet Performing	Selmer	B16PRESENCE	3	2,824.38	8,473.14	All County Music
Flute Performing	Powell	PSP75CL	2	2,585.00	5,170.00	All County Music
Oboe	Fox	FOX335	2	3,570.00	7,140.00	All County Music
Flute Intermediate	Yamaha	YFL461HLPGP	1	1,651.86	1,651.86	All County Music
Bass Trombone	Yamaha	YBL620G	2	3,075.84	6,151.68	All County Music
Trombone Performing	Conn	88HO	2	1,838.62	3,677.24	All County Music

### Section 3: Music & Art Equipment

	<b>Coconut Creek HS</b>	
	<b>\$225,894.62</b>	

Instrument Type	Brand Name	Model #	Quantity	Unit Price	Line Total	Vendor
Trombone Fattach	King	608F	2	1,250.74	2,501.48	All County Music
Trombone	Yamaha	YSL200AD	2	646.38	1,292.76	All County Music
Trumpet	Yamaha	YTR200AD	2	646.36	1,292.72	All County Music
Trumpet	Conn-Selmer	52BSP	1	1,161.50	1,161.50	All County Music
Cornet	Yamaha	YCR6330S	1	1,911.60	1,911.60	All County Music
Amplifyer Keyboard	Peavey	KB3	1	299.99	299.99	All County Music
Amplifyer Bass	Peavey	MAX115	1	299.99	299.99	All County Music
Electric Guitar	Peavey	JF1EXP	1	429.99	429.99	All County Music
Electric Bass	Peavey	GRINDBXP	1	499.99	499.99	All County Music
Amplifyer Guitar	Peavey	BANDIT112	1	399.99	399.99	All County Music
Cymbal Suspended 20"	Sabian	12023	1	337.50	337.50	All County Music
Cymbal Stand	Ludwig	LAP27CS	2	131.40	262.80	All County Music
Cymbal Pads	Sabian	61001	3	17.95	53.85	All County Music
Cymbal Straps	Sabian	61002	3	12.95	38.85	All County Music
Cymbal 18" Germ	Sabian	11824	1	587.00	587.00	All County Music
Cymbal 18" Vien	Sabian	11820	1	587.00	587.00	All County Music
Cymbal 16"	Sabian	11620	1	500.00	500.00	All County Music
Concert Toms 6,8	Majestic	CTS68S	1	306.80	306.80	All County Music
Concert Toms 10,12	Majestic	CTS1012S	1	342.20	342.20	All County Music
Concert Toms 13,14	Majestic	CTS1314S	1	383.50	383.50	All County Music
Concert Toms 15,16	Majestic	CTS1516S	1	418.90	418.90	All County Music
Snare Stand	Majestic	XS750A	4	112.10	448.40	All County Music
Snare Drum	Majestic	MPS1450MB	2	702.10	1,404.20	All County Music
Snare Drum Maple	Majestic	MPS1465MB	2	743.40	1,486.80	All County Music
Marimba	Majestic	M6543H	1	4,860.00	4,860.00	All County Music
Vibraphone	Majestic	V1530S	1	3,809.70	3,809.70	All County Music
Xylophone	Majestic	X1535P	1	2,243.70	2,243.70	All County Music
Concert Bell Stand	Majestic	MRS25	1	326.70	326.70	All County Music

### Section 3: Music & Art Equipment

	<b>Coconut Creek HS</b>	
	<b>\$225,894.62</b>	

Instrument Type	Brand Name	Model #	Quantity	Unit Price	Line Total	Vendor
Concert Bells	Majestic	B3525A	1	634.50	634.50	All County Music
Baritone Saxophone Pro	Yamaha	YBS62	1	7,265.16	7,265.16	All County Music
Bassoon	Fox	RENARD222	1	5,200.00	5,200.00	All County Music
Bassoon Training	Fox	MODEL41	1	4,600.00	4,600.00	All County Music
String Bass 3/4	Eastman	VB80ST34	1	1,447.00	1,447.00	All County Music
Bass Drum Pedal	Ludwig	LAP15FP	1	147.00	147.00	All County Music
High Hats	Sabian	21402	1	380.00	380.00	All County Music
Medium Crash Cymbal	Sabian	21608	1	169.00	169.00	All County Music
Cymbal 20"	Sabian	22012	1	232.50	232.50	All County Music
Drum Throne	Ludwig	LAP51TH	1	149.40	149.40	All County Music
High Hat Stand	Ludwig	LAP16HH	1	255.00	255.00	All County Music
Snare Stand	Ludwig	LAP22SS	1	135.00	135.00	All County Music
Cymbal Stand Boom	Ludwig	LAP37BCS	1	147.00	147.00	All County Music
Snare Drum	Ludwig	LB418	1	839.40	839.40	All County Music
Drum Set Maple	Ludwig	L8424AXON	1	2,325.00	2,325.00	All County Music
Piccolo Performing	Yamaha	YPC62R	1	1,958.04	1,958.04	All County Music
PA System	Yamaha	STAGEPASS600I	1	899.99	899.99	All County Music
French Horn Performing	Conn	8D	3	3,126.62	9,379.86	All County Music
Euphonium	King	2280SP	2	2,150.96	4,301.92	All County Music
Euphonium Compensating	Yamaha	YEP642SII	2	5,234.76	10,469.52	All County Music
Tuba 4 valve Rotary	Yamaha	YBB641	2	6,999.00	13,998.00	All County Music
Tuba 4/4	Yamaha	YBB201WC	2	4,611.06	9,222.12	All County Music
Trumpet Performing	Conn	1BSP	4	1,720.86	6,883.44	All County Music
Mellophone	King	SB20SP	4	1,557.60	6,230.40	All County Music
Marching Euphonium	Yamaha	YEP202MS	4	2,376.00	9,504.00	All County Music
Sousaphone	King	2350WSP	4	5,150.62	20,602.48	All County Music

	Cooper City HS	
	\$299,995.55	

Instrument Type	Brand Name	Model #	Quantity	Unit Price	Line Total	Vendor
Bass Clarinet Ligature	Rovner	3RL	1	14.18	14.18	All County Music
Bass Cl Moutpiece	Vandoren	CM344	1	166.95	166.95	All County Music
Trombone Training	Yamaha	YSL200AD	4	646.38	2,585.52	All County Music
Marching Euphonium Hybrid	King	SB30SP	2	2,656.80	5,313.60	All County Music
Marching Quints	Yamaha	MQT60234FWC	4	1,384.24	5,536.96	All County Music
Marching Snare	Yamaha	MS9314FWC	6	762.32	4,573.92	All County Music
Tuba 4/4 rotary	Yamaha	YBB641	5	6,999.00	34,995.00	All County Music
Baritone Saxophone Pro	Yamaha	YBS62	1	7,265.16	7,265.16	All County Music
Tenor Saxophone	Selmer	STS280R	1	1,980.22	1,980.22	All County Music
Alto Saxophone	Selmer	SAS280R	2	1,795.44	3,590.88	All County Music
Vibraslap	Latin Percussion	LP208	1	50.40	50.40	All County Music
Cabasa Afuche	Latin Percussion	LP234B	1	50.40	50.40	All County Music
Tamourine 10"	Grover	T2BCX	1	172.90	172.90	All County Music
Ratchet	CB	4876	2	24.50	49.00	All County Music
Triangle 6"	Grover	TRBPH6	2	133.00	266.00	All County Music
Slapstick	Toca	T2501	2	25.20	50.40	All County Music
Finger Cymbals	Latin Percussion	LP436	1	29.99	29.99	All County Music
Castanets	Latin Percussion	LP427	1	29.99	29.99	All County Music
Triangle Mallets set	Danmar	D506	1	16.38	16.38	All County Music
Guiro	Latin Percussion	LP452	1	53.90	53.90	All County Music
Shekere	Latin Percussion	LP483	1	140.99	140.99	All County Music
Chimes 35 bars	Tree Works	TRE35	1	140.00	140.00	All County Music
Suspended Cymbal 20"	Sabian	12023	2	337.50	675.00	All County Music
Suspended Cymbal 18"	Sabian	11823	6	293.50	1,761.00	All County Music
Suspended Cymbal 16"	Sabian	11623	2	250.00	500.00	All County Music
Splash Cymbal 12"	Sabian	11205	1	159.50	159.50	All County Music
Splash Cymbal 10"	Sabian	11005	1	135.00	135.00	All County Music
Splash Cymbal 8"	Sabian	10805	1	125.00	125.00	All County Music
Vibraphone	Majestic	V1530S	1	3,809.70	3,809.70	All County Music
Xylophone	Majestic	X1535P	1	2,243.70	2,243.70	All County Music
Marimba Rosewood	Majestic	M6543H	1	4,860.00	4,860.00	All County Music



	Cooper City HS	
	\$299,995.55	

Instrument Type	Brand Name	Model #	Quantity	Unit Price	Line Total	Vendor
Marimba Synth	Majestic	M1543P	1	3,861.00	3,861.00	All County Music
Concert Toms 6" 8"	Majestic	CTS68S	1	306.80	306.80	All County Music
Concert Toms 10" 12"	Majestic	CTS1012S	1	342.20	342.20	All County Music
Concert Toms 13" 14"	Majestic	CTS1314S	1	383.50	383.50	All County Music
Concert Toms 15' 16"	Majestic	CTS1516S	1	418.90	418.90	All County Music
Sousaphone	King	2350WSP	7	5,150.00	36,050.00	All County Music
Marching Baritone	Yamaha	YBH301MS	2	1,966.68	3,933.36	All County Music
Mellphone	King	SB20SP	10	1,557.60	15,576.00	All County Music
Euphonium Compensating	Yamaha	YEP642SII	2	5,234.76	10,469.52	All County Music
French Horn Dbl	Conn	8D	5	3,126.62	15,633.10	All County Music
Trombone Pro F.attach	Conn	88HO	5	1,838.62	9,193.10	All County Music
Trombone F/attach	King	608F	5	1,250.74	6,253.70	All County Music
Flugel Horn	Conn	1FR	1	1,719.48	1,719.48	All County Music
Cornet	King	605WSP	4	769.12	3,076.48	All County Music
Trumpet Performing	Bach	180S37	6	1,855.56	11,133.36	All County Music
Soprano Saxophone	Yamaha	YSS82Z	1	3,368.52	3,368.52	All County Music
Contra Alto Clarinet	Leblanc	L7181	1	2,213.31	2,213.31	All County Music
Contra Bass Clarinet	Leblanc	L7182	1	3,662.82	3,662.82	All County Music
Bass Clarinet Performing	Yamaha	YCL622II	2	7,504.92	15,009.84	All County Music
Bassoon	Fox	RENARD222	2	5,200.00	10,400.00	All County Music
Clarinet Performing	Selmer	B16PRESENCE	6	2,824.38	16,946.28	All County Music
Clarinet wood	Yamaha	YCL400AD	5	951.48	4,757.40	All County Music
Clarinet Training	Yamaha	YCL200AD	10	522.18	5,221.80	All County Music
Oboe Performing	Yamaha	YOB841	1	4,702.86	4,702.86	All County Music
Oboe Training	Yamaha	YOB241	1	1,465.56	1,465.56	All County Music
Flute Performing	Powell	PSP75CL	5	2,585.00	12,925.00	All County Music
Flute Intermediate	Yamaha	YFL461HLPGP	5	1,651.86	8,259.30	All County Music
Flute Training	Yamaha	YFL200AD	7	498.42	3,488.94	All County Music
Piccolo Pro	Yamaha	YPC62R	1	1,958.04	1,958.04	All County Music
Piccolo	Yamaha	YPC32	3	733.86	2,201.58	All County Music
Marching Bass Drum 18"	Yamaha	MB8318FWC	1	664.56	664.56	All County Music

### Section 3: Music & Art Equipment

	Cooper City HS	
	\$299,995.55	

Instrument Type	Brand Name	Model #	Quantity	Unit Price	Line Total	Vendor
Marching Bass Drum 20"	Yamaha	MB8320FWC	1	695.76	695.76	All County Music
Marching Bass Drum 22"	Yamaha	MB8322FWC	1	740.48	740.48	All County Music
Marching Bass Drum 24"	Yamaha	MB8324FWC	1	780.00	780.00	All County Music
Marching Bass Drum 28"	Yamaha	MB8328FWC	1	841.36	841.36	All County Music

	<b>Coral Springs MS</b>	
	<b>\$99,999.63</b>	

Instrument Type	Brand Name	Model #	Quantity	Unit Price	Line Total	Vendor
French Horn Performing	Conn	8D	2	3,126.82	6,253.64	All County Music
Congas/Set	Latin Percussion	LPA646BAW	1	389.40	389.40	All County Music
Oboe Performing	Fox	FOX335	2	3,570.00	7,140.00	All County Music
Snare drum stand	Ludwig	LAP22SS	1	135.00	135.00	All County Music
Bass drum pedal	Ludwig	LAP15FP	1	147.00	147.00	All County Music
Snare drum 14x5	Ludwig	LS4011N1A	1	435.00	435.00	All County Music
Drum Set	Ludwig	L8424AXON	1	2,424.00	2,424.00	All County Music
Euphonium 4 valve	Yamaha	YEP321S	2	2,077.92	4,155.84	All County Music
Bass Trombone Performing	Yamaha	YBL620G	1	3,075.84	3,075.84	All County Music
Alto Saxophone	Selmer	SAS280R	1	1,705.44	1,705.44	All County Music
Tenor Saxophone	Selmer	STS280R	1	1,980.33	1,980.33	All County Music
Mallet gong	Sabian	61004S	1	38.25	38.25	All County Music
Gong stand	Sabian	61005	1	138.25	138.25	All County Music
Gong 30"	Sabian	53001	1	454.50	454.50	All County Music
Xylophone 3.5 oct	Majestic	X6535H	1	2,270.00	2,270.00	All County Music
Concert bell stand	Majestic	MRS25	1	318.60	318.60	All County Music
Concert bells 2.5 oct	Majestic	B3525S	1	864.00	864.00	All County Music
Snare drum 14x6	Majestic	MPS1465MB	1	722.75	722.75	All County Music
Bass Clarinet	Yamaha	YCL221	4	1,872.74	7,490.96	All County Music
Tuba 3/4	Holton	BB450	4	2,345.77	9,383.08	All County Music
Tuba Performing rotary	Yamaha	YBB641	4	6,999.00	27,996.00	All County Music
Bassoon Performing	Fox	RENARD222	4	5,600.00	22,400.00	All County Music
Mouthpiece Trombone	Bach	3415G	1	73.00	73.00	All County Music
Speedoil 1.2	Speedoil	DV500	5	1.75	8.75	All County Music

	Dandy, William	
	\$99,996.34	

Instrument Type	Brand Name	Model #	Quantity	Unit Price	Line Total	Vendor
Piccolo Training	Yamaha	YPC32	4	733.86	2,935.44	All County Music
Flute Training	Yamaha	YFL200AD	10	498.42	4,984.20	All County Music
Flute Intermediate	Yamaha	YFL362HLPGP	4	1,088.64	4,354.56	All County Music
Oboe Training	Yamaha	YOB241	1	1,456.56	1,456.56	All County Music
Oboe Performing	Fox	FOX335	1	3,570.00	3,570.00	All County Music
Clarinet Training	Yamaha	YCL200AD	10	522.18	5,221.80	All County Music
Clarinet Wood	Yamaha	YCL400AD	10	951.48	9,514.80	All County Music
Alto Saxophone Training	Yamaha	YAS200AD	2	1,124.28	2,248.56	All County Music
Tenor Saxophone Training	Yamaha	YTS200AD	2	1,418.58	2,837.16	All County Music
Trumpet Training	Yamaha	YTR200AD	10	646.38	6,463.80	All County Music
Trumpet Performing	Conn-Selmer	52BSP	10	1,074.10	10,741.00	All County Music
Tuba 4 valve	Yamaha	YBB321SWC	4	5,487.48	21,949.92	All County Music
Snare Drum 14x5.5	Majestic	MCS1450MA	2	398.25	796.50	All County Music
Snare Drum 14x6.5 maple	Majestic	MCS1465MA	2	424.80	849.60	All County Music
Snare Stands	Majestic	XS750A	4	112.10	448.40	All County Music
Xylophone 3.5 oct	Majestic	X6535P	1	1,836.00	1,836.00	All County Music
Chimes Concert	Majestic	C6518B	1	2,948.40	2,948.40	All County Music
Marimba	Majestic	M6543P	1	3,645.00	3,645.00	All County Music
Vibraphone	Majestic	V7530S	1	3,537.00	3,537.00	All County Music
Bass Guitar	Peavey	MILESTONE	1	169.99	169.99	All County Music
Electric Guitar	Peavey	SC1	1	349.99	349.99	All County Music
Keyboard 88 key	Yamaha	P115B	2	599.99	1,199.98	All County Music
Amplifyer guitar	Peavey	BANDIT112	1	339.99	339.99	All County Music
PA System Portable	Yamaha	STAGEPASS600I	1	899.99	899.99	All County Music
Amplifyer Bass	Peavey	MAX115	1	349.99	349.99	All County Music
Keyboard stand	Stageline	KS11	2	69.99	139.98	All County Music
Keyboard bench	Stageline	KB40	1	37.95	37.95	All County Music
Cymbals Crash 18"	Sabian	11820	1	534.00	534.00	All County Music
Cymbal Straps	Sabian	61002	3	12.95	38.85	All County Music
Cymbal Pads	Sabian	61001	3	17.95	53.85	All County Music
Cymbal 20"	Sabian	22089	1	232.50	232.50	All County Music

### Section 3: Music & Art Equipment

	Dandy, William	
	\$99,996.34	

Instrument Type	Brand Name	Model #	Quantity	Unit Price	Line Total	Vendor
Cymbal Stand boom	Ludwig	LAP37BCS	2	147.00	294.00	All County Music
Timpani Mallets	Vic Firth	VFT1	4	36.00	144.00	All County Music
Timpani Mallets	Vic Firth	VFT2	4	36.00	144.00	All County Music
Timpani Mallets	Vic Firth	VFT3	4	36.00	144.00	All County Music
Amplifyer Keyboard	Peavey	KB3	2	299.99	599.98	All County Music
Keyboard Case	Yamaha	YBA881	2	46.90	93.80	All County Music
Conga Drum	Latin Percussion	LP559X-awc	2	430.68	861.36	Music Man
Conga Stand Double	Latin Percussion	LP290B	1	206.66	206.66	Music Man
Bongos	Latin Percussion	LP1964	1	286.92	286.92	Music Man
Bongo Stand	Latin Percussion	LP330	1	146.16	146.16	Music Man
Bar chimes Double row w/mounting bracket	Latin Percussion	LP515	1	147.95	147.95	Music Man
Trumpet, Performing	Bach	180S37	1	1,855.56	1,855.56	All County Music
Tuner	Korg	CA40	1	17.49	17.49	All County Music
Mouthpiece Clarinet	VandorenB45	CM308	3	96.95	290.85	All County Music
Clarinet Ligature	Rovner	1R	3	25.95	77.85	All County Music

	Dillard MS-HS	
	\$299,999.31	

Instrument Type	Brand Name	Model #	Quantity	Unit Price	Line Total	Vendor
Flute Performing	Powell	PSP75CT	4	2,860.00	11,440.00	All County Music
Tuba Performing	Yamaha	YBB641	3	6,999.00	20,997.00	All County Music
Trumpet Performing	Yamaha	YTR8335LA	3	2,048.76	6,146.28	All County Music
Trumpet Performing	Bach	LR180S37	4	1,945.80	7,783.20	All County Music
Trombone Performing	King 3B	2103	1	1,543.76	1,543.76	All County Music
Trombone Performing	Yamaha	YSL897Z	1	1,893.24	1,893.24	All County Music
Trombone wF.attach	Conn	88HO	5	1,878.59	9,392.95	All County Music
Tenor Saxophone	Yamaha	YTS62III	1	2,588.76	2,588.76	All County Music
Tenor Saxophone	Selmer Paris	54JU	1	5,239.23	5,239.23	All County Music
Soprano Saxophone	Yamaha	YSS82Z	1	3,368.52	3,368.52	All County Music
French Horn	Conn	8DS	4	3,719.58	14,878.32	All County Music
Euphonium compensating	Yamaha	YEP642SII	2	5,234.76	10,469.52	All County Music
Tuba "C"	Jupiter	1680L	1	5,818.40	5,818.40	All County Music
Clarinet Performing	Selmer Paris	B16SIG	8	4,876.62	39,012.96	All County Music
Bass Trombone	Yamaha	YBL620G	1	3,075.84	3,075.84	All County Music
Baritone Saxophone	Selmer	55AFJ	1	9,319.74	9,319.74	All County Music
Baritone Saxophone	Yamaha	YBS62	1	7,265.16	7,265.16	All County Music
Alto Saxophone Perf	Yamaha	YAS62III	2	2,488.86	4,977.72	All County Music
Alto Saxophone Perf	Selmer Paris	52JU	2	4,399.26	8,798.52	All County Music
Amplifyer	Fender	Twinreverb65	2	1,234.00	2,468.00	Music Arts Enterprises
Guitar	Loar	LH300	1	574.00	574.00	Music Arts Enterprises
Piano, Synthisizer	Yamaha	MOTIFXF8	1	3,231.20	3,231.20	All County Music
Snare drum stand	Gibraltar	7706EX	1	81.00	81.00	All County Music
Snare Drum 14x5	Majestic	MPS1465 MB	1	722.75	722.75	All County Music
Drum Throne	Ludwig	LAP51TH	1	149.40	149.40	All County Music
Bass Drum Pedal	Ludwig	LAP15FP	1	147.00	147.00	All County Music
High Hat Stand	Ludwig	LAP16HH	1	255.00	255.00	All County Music
Snare Drum Stand	Ludwig	LAP22SS	1	135.00	135.00	All County Music

	Dillard MS-HS	
	\$299,999.31	

Instrument Type	Brand Name	Model #	Quantity	Unit Price	Line Total	Vendor
Cymbal Stand Boom	Ludwig	LAP37BCS	1	147.00	147.00	All County Music
Cymbal Stand Boom	Ludwig	LAP27CS	1	131.40	131.40	All County Music
Snare Drum Maple	Ludwig	LS401ON1A	1	435.00	435.00	All County Music
Drum Set	Ludwig	L8424AXON	1	2,424.00	2,424.00	All County Music
Soprano Saxophone	Selmer	51J	1	4,399.26	4,399.26	All County Music
Bass Trombone	Bach	50B3LO	1	3,084.61	3,084.61	All County Music
Sousaphone	King	2350WSP	8	5,150.62	41,204.96	All County Music
Alto Saxophone Training	Yamaha	YAS200AD	5	1,124.28	5,621.40	All County Music
Marching PA	Yamaha	STAGEPASS600I	3	899.99	2,699.97	All County Music
Tenor Saxophone Training	Yamaha	YTS200AD	2	1,418.58	2,837.16	All County Music
Trumpet Training	Yamaha	YTR2330C	6	646.38	3,878.28	All County Music
Trombone Training	Yamaha	YSL200AD	3	646.38	1,939.14	All County Music
Flute Training	Yamaha	YFL200AD	6	498.42	2,990.52	All County Music
Clarinet Training	Yamaha	YCL200AD	6	522.18	3,133.08	All County Music
Marching Mellophone	King	SB20SP	9	1,557.60	14,018.40	All County Music
Bass Drum 18" Blue Forest	Yamaha	MB8318	1	411.84	411.84	All County Music
Bass Drum 20" Blue Forest	Yamaha	MB8320	1	437.84	437.84	All County Music
Bass Drum 22" Blue Forest	Yamaha	MB8322	1	463.84	463.84	All County Music
Bass Drum 24" Blue Forest	Yamaha	MB8324	1	489.84	489.84	All County Music
Bass Drum 26" Blue Forest	Yamaha	MB8326	1	515.84	515.84	All County Music
Bass Drum 28" Blue Forest	Yamaha	MB8328	1	541.84	541.84	All County Music
Bass Drum Case 18"	Yamaha	PCHMB18	1	84.24	84.24	All County Music
Bass Drum Case 20"	Yamaha	PCHMB20	1	89.44	89.44	All County Music
Bass Drum Case 22"	Yamaha	PCHMB22	1	108.16	108.16	All County Music
Bass Drum Case 24"	Yamaha	PCHMB24	1	121.68	121.68	All County Music
Bass Drum Case 26"	Yamaha	PCHMB26	1	126.88	126.88	All County Music
Bass Drum Case 28"	Yamaha	PCHMB28	1	131.04	131.04	All County Music
Bass Drum Straps Black	Ludwig	LF349B	6	28.03	168.18	All County Music

### Section 3: Music & Art Equipment

	Dillard MS-HS	
	\$299,999.31	

Instrument Type	Brand Name	Model #	Quantity	Unit Price	Line Total	Vendor
Rod Mount Leg Rest	Ludwig	LFZ	6	29.98	179.88	All County Music
Angle Bars	Ludwig	LF475	6	18.20	109.20	All County Music
Marching Snare Blk Strap	Ludwig	LF350B	6	20.65	123.90	All County Music
Marching Snare Drum 14" Blue Forest	Yamaha	MS9314	6	513.76	3,082.56	All County Music
Marching Snare Cases	Yamaha	PCHMS14	6	80.08	480.48	All County Music
Marching Sextet, case, carrier, Blue Forest	Yamaha	MQT660234FWC	3	1,558.96	4,676.88	All County Music
Portable Grand Piano	Yamaha	YPG535	1	499.99	499.99	All County Music
Cymbals Drum Corp	Sabian	21825	6	396.00	2,376.00	All County Music
Cymbal Pads	Sabian	61001	6	17.95	107.70	All County Music
Cymbal Straps	Sabian	61002	6	12.95	77.70	All County Music
Marching Baritone	Yamaha	YBH301MS	7	1,966.68	13,766.76	All County Music
Clarinet Mouthpiece	Vandoren M13	CM4138	1	103.95	103.95	All County Music
Speed Oil	SpeedOil	DV500	4	1.75	7.00	All County Music



	<b>Driftwood MS</b>	
	<b>\$99,999.86</b>	

Instrument Type	Brand Name	Model #	Quantity	Unit Price	Line Total	Vendor
Marimba	Majestic	M6543H	1	4,752.00	4,752.00	All County Music
Baritone Saxophone	Conn-Selmer LaVoix	SBS280R	1	4,381.41	4,381.41	All County Music
Tenor Saxophone	Conn-Selmer LaVoix	STS280R	2	1,980.33	3,960.66	All County Music
Alto Saxophone	Conn-Selmer LaVoix	SAS280R	4	1,705.44	6,821.76	All County Music
Bassoon	Fox	RENARD222	1	5,200.00	5,200.00	All County Music
Oboe	Yamaha	YOB441	1	2,793.96	2,793.96	All County Music
Bass Clarinet	Yamaha	YCL221II	2	1,872.72	3,745.44	All County Music
Flute	Yamaha	YFL461HLPGP	1	1,651.86	1,651.86	All County Music
Trumpet	Conn	1BSP	1	1,720.86	1,720.86	All County Music
Trumpet	Conn	1BSP	1	1,720.89	1,720.89	All County Music
Trombone w/F attach	King	608F	2	1,225.00	2,450.00	All County Music
Trombone w/F attach Performing	Conn	88HO	1	1,838.64	1,838.64	All County Music
Euphonium	Yamaha	YEP321S	2	2,077.92	4,155.84	All County Music
Tuba 4/4	Yamaha	YBB321SWC	3	5,487.48	16,462.44	All County Music
French Horn Dbl	Conn	6D	2	2,200.18	4,400.36	All County Music
French Horn Dbl Performing	Conn	8D	2	3,126.62	6,253.24	All County Music
Trumpet	Yamaha	YTR2330C	11	625.00	6,875.00	All County Music
Clarinet	Yamaha	YCL255Y	11	507.00	5,577.00	All County Music
Flute	Yamaha	YFL200AS	11	481.00	5,291.00	All County Music
Snare Drum 14x5	Majestic	MPS1450MB	1	681.45	681.45	All County Music
Snare Drum 14x6	Majestic	MPS1465MB	1	722.75	722.75	All County Music
Clarinet	Yamaha	YCL400AD	2	960.00	1,920.00	All County Music
Trombone	Yamaha	YSL200AD	10	625.00	6,250.00	All County Music
Stand, Snare Drum	Majestic	XS750A	2	112.10	224.20	All County Music
Clarinet Mouthpiece	Vandoren B45	CM308	1	96.95	96.95	All County Music
Clarinet Ligature	Rovner	1R	1	25.95	25.95	All County Music
Bb Clarinet Rd 2.5	Rico	RCA1025	1	19.20	19.20	All County Music

### Section 3: Music & Art Equipment

	Driftwood MS	
	\$99,999.86	

Instrument Type	Brand Name	Model #	Quantity	Unit Price	Line Total	Vendor
Speed Slide	Speedslide	DV500	4	1.75	7.00	All County Music

	Ely, Blanche HS	
	\$299,968.50	

Instrument Type	Brand Name	Model #	Quantity	Unit Price	Line Total	Vendor
Euphonium 4 valve	Yamaha	YEP642SII	2	5,234.76	10,469.52	All County Music
Electric Guitar	Peavey	JF1EXP	1	400.01	400.01	All County Music
Electric Bass	Peavey	GRIND4BXP	1	499.99	499.99	All County Music
Amplifyer Guitar	Peavey	BANDIT112	1	349.97	349.97	All County Music
Bass Clarinet	Yamaha	TCL622II	1	7,504.92	7,504.92	All County Music
Trumpet Performing	Bach	LR180S37	6	1,945.80	11,674.80	All County Music
French Horn Dbl	Conn	6D	2	2,200.18	4,400.36	All County Music
Acoustic Cabinets	Wenger	255A001.102	1	1,930.85	1,930.85	Wenger
Acoustic Cabinets	Wenger	255A002.102	1	2,094.06	2,094.06	Wenger
Acoustic Cabinets	Wenger	255A004.102	3	1,907.51	5,722.53	Wenger
Acoustic Cabinets	Wenger	255A005.101	1	2,054.61	2,054.61	Wenger
Acoustic Cabinets	Wenger	255A010.101	1	1,475.76	1,475.76	Wenger
Acoustic Cabinets	Wenger	255A011.101	4	1,580.75	6,323.00	Wenger
Gearbox Shelf Starter	Wenger	241A025	1	403.66	403.66	Wenger
Gearbox Shelf Add on	Wenger	241A026	2	271.67	543.34	Wenger
Gearbox Shelf 30.5"	Wenger	241A019	4	116.25	465.00	Wenger
Gearbox Shelf 17.5"	Wenger	241A020	8	92.15	737.20	Wenger
PA System	Yamaha	STAGEPASS600I	2	899.99	1,799.98	All County Music
Tenor Saxophone	Yamaha	YTS200AD	4	1,418.34	5,673.36	All County Music
Marching Baritone	Yamaha	YBH301MS	5	1,966.68	9,833.40	All County Music
Cymbals 20" Viennese	Sabian	12020	1	614.00	614.00	All County Music
Cymbal Suspended 20"	Sabian	22089	1	232.50	232.50	All County Music
Concert Toms 6,8 w/stand	Majestic	CTS68S	1	295.00	295.00	All County Music
Concert Toms 10,12 w/stand	Majestic	CTS1012S	1	330.40	330.40	All County Music
Music Stand Black	AC	AC48	130	39.00	5,070.00	All County Music
Quints Large w. carrier black	Yamaha	MQT68023A	1	1,350.96	1,350.96	All County Music
Marching Snare Drum black	Yamaha	MS9314	2	513.76	1,027.52	All County Music
Snare Drum Stand	Majestic	XS750A	1	112.10	112.10	All County Music
Concert Snare Drum	Majestic	MPS1450MB	1	684.45	684.45	All County Music
Tenor Saxophone	Yamaha	YTS62III	2	2,588.76	5,177.52	All County Music
Marimba	Majestic	M6534H	1	4,752.00	4,752.00	All County Music

	Ely, Blanche HS	
	\$299,968.50	

Instrument Type	Brand Name	Model #	Quantity	Unit Price	Line Total	Vendor
Sousaphone	King	2350WSP	5	5,150.62	25,753.10	All County Music
Mellophone	King	SB20SP	6	1,557.60	9,345.60	All County Music
Alto Saxophone	Yamaha	YAS200AD	6	1,124.28	6,745.68	All County Music
Trombone	Yamaha	YSL200AD	4	646.38	2,585.52	All County Music
Trumpet	Yamaha	YTR200AD	6	646.38	3,878.28	All County Music
Clarinet	Yamaha	YCL200AD	5	522.18	2,610.90	All County Music
Flute	Yamaha	YFL200AD	6	498.42	2,990.52	All County Music
Tuba 4/4 4 valve	Yamaha	YBB321WC	3	5,162.94	15,488.82	All County Music
Tuba 4/4 4 valve rotary	Yamaha	YBB641	1	6,999.00	6,999.00	All County Music
Clarinet wood	Yamaha	YCL400AD	8	951.48	7,611.84	All County Music
Clarinet Performing	Selmer	B16PRESENCE	6	2,824.38	16,946.28	All County Music
Bassoon	Fox	RENARD222	2	5,200.00	10,400.00	All County Music
Trombone w/F attach	King	608F	2	1,250.74	2,501.48	All County Music
Trombone Perf. w/F	Conn	88HO	2	1,878.59	3,757.18	All County Music
Euphonium 4 valve	Yamaha	YEP321S	2	2,077.92	4,155.84	All County Music
Cornet Performing	Yamaha	YCR6330S	4	1,911.60	7,646.40	All County Music
French Horn Dbl Perf	Conn	8D	4	3,126.62	12,506.48	All County Music
Contra Alto Clarinet	Leblanc	L7181	1	2,213.31	2,213.31	All County Music
Bass Clarinet	Yamaha	YCL221II	2	1,872.72	3,745.44	All County Music
String Bass ¾ Performing	Eastman	VB200ST34	1	3,450.00	3,450.00	All County Music
Amplifyer Bass	Peavey	MAX115	1	299.97	299.97	All County Music
Oboe	Yamaha	YOB241	2	1,465.56	2,931.12	All County Music
Flugel Horn	Conn	1FR	2	1,718.56	3,437.12	All County Music
Bass Trombone Perf	Yamaha	YBL620G	1	3,075.84	3,075.84	All County Music
Flute C	Yamaha	YFL461HLPGP	3	1,651.86	4,955.58	All County Music
Baritone Saxophone Pro	Yamaha	YBS62	1	7,265.16	7,265.16	All County Music
Flute Perf	Powell	PSP75CL	4	2,585.00	10,340.00	All County Music
Alto Saxophone Pro	Yamaha	YAS62III	4	2,488.86	9,955.44	All County Music
Music Stand Rack	AC	AC94R	3	399.00	1,197.00	All County Music
Piccolo Pro	Yamaha	YPC62R	2	1,958.04	3,916.08	All County Music
Oboe	Fox	FOX335	2	3,570.00	7,140.00	All County Music

### Section 3: Music & Art Equipment

	Ely, Blanche HS	
	\$299,968.50	

Instrument Type	Brand Name	Model #	Quantity	Unit Price	Line Total	Vendor
Mouthpiece Tuba	AW	A02TU24AW	2	59.50	119.00	All County Music
Speedoil 1.2	Speedoil	DV500	1	1.75	1.75	All County Music

	Fort Lauderdale HS	
	\$299,974.62	

Instrument Type	Brand Name	Model #	Quantity	Unit Price	Line Total	Vendor
Piccolo Int.	Yamaha	YPC32	2	733.86	1,467.72	ACM
Trumpet Int.	Jupiter	1100S	4	943.60	3,774.40	ACM
Trombone Training	Yamaha	YSL200AD	8	646.38	5,171.04	ACM
Flute Training	Yamaha	YFL200AD	7	498.42	3,488.94	ACM
Bb Clarinet Int	Yamaha	YCL400AD	4	951.48	3,805.92	ACM
Trumpet Training	Yamaha	YTR2330C	8	646.38	5,171.04	ACM
Crash Cymbals 18"	Sabian	11820	1	534.00	534.00	ACM
Concert Bells	Majestic	B3525S	1	864.00	864.00	ACM
Concert Bell Stand	Majestic	MRS25	1	318.60	318.60	ACM
Snare Drum 14x5	Majestic	MCS1450MA	2	386.45	772.90	ACM
Snare Drum 14x6	Majestic	MPS1465MB	1	722.75	722.75	ACM
Snare Drum Proponic	Majestic	MPS1450MB	1	684.45	684.45	ACM
Concert Toms w. stand	Majestic	CTS68S	1	295.00	295.00	ACM
Concert Toms w. stand	Majestic	CTS1012S	1	330.40	330.40	ACM
Concert Toms w. stand	Majestic	CTS1314S	1	371.70	371.70	ACM
Concert Toms w. stand	Majestic	CTS1516S	1	407.10	407.10	ACM
Marching PA	Yamaha	STAGEPASS600I	1	899.99	899.99	ACM
Amplfyer Keyboard	Peavey	KB3	1	299.99	299.99	ACM
Clarinet Training	Yamaha	YCL200AD	5	522.18	2,610.90	ACM
Cymbals Marching	Sabian	21622	3	338.00	1,014.00	ACM
Amplifyer Bass	Peavey	MAX115	2	299.99	599.98	ACM
Amplifyer Guitar	Peavey	BANDIT112	2	349.99	699.98	ACM
Marching Snare Drum w. case, carrier, stand	Pearl	FFXM1412/AXCSN	4	934.34	3,737.36	Music Man
Marching Bass Drum w. carrier, case, stand	Pearl	PBDM1814/AXCSN	1	891.12	891.12	Music Man
Marching Bass Drum w. carrier, case, stand	Pearl	PBDM2014/AXCSN	1	933.89	933.89	Music Man
Marching Bass Drum w. carrier, case, stand	Pearl	PBDM2214/AXCSN	1	960.28	960.28	Music Man

### Section 3: Music & Art Equipment

	Fort Lauderdale HS	
	\$299,974.62	

Instrument Type	Brand Name	Model #	Quantity	Unit Price	Line Total	Vendor
Marching Bass Drum w. carrier, case, stand	Pearl	PBDM2414/AXCSN	1	984.62	984.62	Music Man
Marching Tenor Drum 15x12 Championship Maple	Pearl	PTDM1512	4	325.33	1,301.32	Music Man
Timbales	Latin Percussion	LPA256	1	237.95	237.95	ACM
Cymbal 20" Suspended	Sabian	22089	1	232.00	232.00	ACM
Cymbal 20" Viennese	Sabian	12020	1	614.00	614.00	ACM
Cymbal 16" Viennese	Sabian	11620	1	455.00	455.00	ACM
Cymbal 18" Marching	Sabian	21822	1	396.00	396.00	ACM
Cymbals 17" pair	Sabian	21722	1	364.00	364.00	ACM
Bell Tree w. mount	Latin Percussion	LP450	1	308.00	308.00	ACM
Clarinet Mouthpiece	Vandoren B45	CM308	1	96.95	96.95	ACM
Snare Drum Stand	Majestic	XS750A	3	112.10	336.30	ACM
Mallets Timpani	Vic Firth	VFT1	3	36.00	108.00	ACM
Mallets Timpani	Vic Firth	VFT2	3	36.00	108.00	ACM
Mallet Bass Drum	Vic Firth	BD1	3	38.22	114.66	ACM
Mallet Marimba	Innovative Percussion	F2	4	21.00	84.00	ACM
Mallet Marimba	Innovative Percussion	F1.5	4	21.00	84.00	ACM
Mallet Marimba	Innovative Percussion	F1IP	4	21.00	84.00	ACM
Mallets	Musser	M4	4	24.25	97.00	ACM
Mallets	Musser	M2	4	24.25	97.00	ACM
Mallets	Musser	M1	4	24.25	97.00	ACM
Mallets	Musser	M23	4	31.60	126.40	ACM
Mallets Timpani	Vic Firth	VFT3	3	36.00	108.00	ACM
Mallets Gong	Vic Firth	GB4	1	55.00	55.00	ACM
Stick Bag	Ace	DSB1B	4	10.40	41.60	ACM
Keyboard Stand	Stageline	KS11	5	69.99	349.95	ACM
Boom Stand	Gibraltar	9609BT	2	147.60	295.20	ACM
Cymbal 18" Suspended	Sabian	21889	1	198.00	198.00	ACM

### Section 3: Music & Art Equipment

	Fort Lauderdale HS	
	\$299,974.62	

Instrument Type	Brand Name	Model #	Quantity	Unit Price	Line Total	Vendor
Cymbal Stand Concert	Gibraltar	7614	3	87.50	262.50	ACM
Cymbal Pads	Sabian	61001	6	17.95	107.70	ACM
Cymbal Straps	Sabian	61002	6	12.95	77.70	ACM
Slapstick	Toca	T2501	1	28.70	28.70	ACM
Shaker	Latin Percussion	LP440	1	20.70	20.70	ACM
Castanets	Latin Percussion	LP432	1	32.95	32.95	ACM
Cabasa Afuche	Latin Percussion	LP234A	1	42.70	42.70	ACM
Tuba 4/4 4 valve	King	2341W	3	4,597.70	13,793.10	ACM
Tuba 4/4 3 valve	King	1140W	2	3,152.84	6,305.68	ACM
Piccolo Performing	Yamaha	YPC62R	2	1,958.04	3,916.08	ACM
Trumpet Performing	Bach	180S37	4	1,855.56	7,422.24	ACM
Sousaphone	King	2350WSP	6	5,150.62	30,903.72	ACM
Trombone w/F Perf	Conn	88HO	2	1,838.62	3,677.24	ACM
Trombone w/F Int	King	608F	4	1,250.74	5,002.96	ACM
Euphonium Perf Comp	Yamaha	YEP642SII	2	5,234.76	10,469.52	ACM
Euphonium Perf	Yamaha	YEP321S	4	2,077.92	8,311.68	ACM
Flute Int	Yamaha	YFL461HLPGP	2	1,651.86	3,303.72	ACM
Flute Performing	Powell	PSP75CL	2	2,585.00	5,170.00	ACM
Bb Clarinet Perf	Selmer	B16PRESENCE	2	2,824.38	5,648.76	ACM
Alto Saxophone Perf	Selmer	52	2	4,489.02	8,978.04	ACM
Alto Saxophone Training	Yamaha	YAS200AD	10	1,124.28	11,242.80	ACM
Tenor Saxophone Perf	Selmer	54	2	5,239.23	10,478.46	ACM
Tenor Saxophone Training	Yamaha	YTS200AD	6	1,980.33	11,881.98	ACM
Percussion Cabinet	Wenger	147G001.111	2	1,533.00	3,066.00	Wenger
Keyboard Electronic	Yamaha	MOTIFXF8	1	3,231.20	3,231.20	ACM
Xylophone 3.5 Oct	Majestic	X1535P	1	2,181.60	2,181.60	ACM
Vibraphone 3 oct	Majestic	V1530S	1	3,809.70	3,809.70	ACM
Marimba 4.6 oct	Majestic	M1646P	1	6,439.50	6,439.50	ACM



### Section 3: Music & Art Equipment

	Fort Lauderdale HS	
	\$299,974.62	

Instrument Type	Brand Name	Model #	Quantity	Unit Price	Line Total	Vendor
String Bass 3/4	Eastman	VB80ST34	1	1,405.50	1,405.50	ACM
Euphonium	Yamaha	YEP201	4	1,470.42	5,881.68	ACM
Bass Trombone Perf	Yamaha	YBL620G	1	3,075.84	3,075.84	ACM
French Horn Dbl Perf	Conn	8D	3	3,126.62	9,379.86	ACM
Baritone Saxophone	Conn-Selmer	SBS280R	2	4,381.41	8,762.82	ACM
Tenor Saxophone	Selmer	STS280R	2	1,980.33	3,960.66	ACM
Alto Saxophone	Selmer	SAS280R	2	1,705.44	3,410.88	ACM
Contra Bass Clarinet	Leblanc	L7182	1	3,662.82	3,662.82	ACM
Bass Clarinet Perf	Yamaha	YCL622II	1	7,504.92	7,504.92	ACM
Bass Clarinet	Yamaha	YCL221II	2	1,872.72	3,745.44	ACM
Marching Euphonium	King	SB30SP	2	2,656.80	5,313.60	ACM
Marching Mellophone	King	SB20SP	3	1,557.60	4,672.80	ACM
Soprano Saxophone	Selmer	SSS280R	1	2,043.06	2,043.06	ACM
Bassoon Perf	Fox	RENARD222	1	5,200.00	5,200.00	ACM
Bassoon Training	Fox	MODEL41	1	4,785.00	4,785.00	ACM
Oboe	Fox	FOX335	1	3,570.00	3,570.00	ACM
Marching Quints 6,10,12,13,14	Pearl	PMTM60234/AXCSN	3	1,513.10	4,539.30	Music Man
Marching Bass Drum w. carrier, case, stand	Pearl	PBDM2614/AXCSN	1	1,049.69	1,049.69	Music Man
Marching Bass Drum w. carrier, case, stand	Pearl	PBDM2814/AXCSN	1	1,071.30	1,071.30	Music Man
Oboe Training	Yamaha	YOB241	2	1,465.56	2,931.12	ACM

Hollywood Hills Senior HS	
\$272,079.43	

Instrument Type	Brand Name	Model #	Quantity	Unit Price	Line Total	Vendor
Tuba 4/4 Rotary	Yamaha	YBB641	3	6,524.13	19,572.39	All County Music
Baritone Saxophone	Conn Selmer	SBS280R	1	4,314.94	4,314.94	All County Music
Tenor Saxophone	Selmer	STS280R	1	1,950.20	1,950.20	All County Music
Alto Saxophone Performing	Selmer	52AXOS	1	3,184.51	3,184.51	All County Music
Bass Clarinet	Leblanc	L60	1	4,480.84	4,480.84	All County Music
Bassoon	Fox	RENARD222	1	5,655.00	5,655.00	All County Music
Oboe	Fox	FOX335	1	3,451.00	3,451.00	All County Music
Flute Performing	Powell	PSP75CL	1	2,820.00	2,820.00	All County Music
Euphonium Compesating	Yamaha	YEP642SII	2	4,742.88	9,485.76	All County Music
Vibraphone	Majestic	V1530S	2	3,739.15	7,478.30	All County Music
Xylophone	Majestic	X1535P	2	2,202.15	4,404.30	All County Music
Marimba	Majestic	M1543P	2	3,789.50	7,579.00	All County Music
Marmba Rosewood	Majestic	M7750H	1	8,763.55	8,763.55	All County Music
Bass Drum Concert	Majestic	MFCB4018	1	1,680.00	1,680.00	All County Music
Trombone Performing	Conn	88HO	4	1,843.65	7,374.60	All County Music
Trumpet Performing	Bach	180S37	2	1,893.99	3,787.98	All County Music
Piccolo Performing	Yamaha	YPC62R	1	1,774.13	1,774.13	All County Music
Crotales Low	Sabian	50303L	1	1,438.15	1,438.15	All County Music
Crotales High	Sabian	50303H	1	1,438.15	1,438.15	All County Music
Contra Bass Clarinet	Leblanc	L7182	1	3,425.24	3,425.24	All County Music
Soprano Saxophone	Selmer	SSS280R	1	2,011.94	2,011.94	All County Music
Bass Trombone	Yamaha	YBL620G	2	2,759.75	5,519.50	All County Music
French Horn Dlb	Conn	8D	8	3,135.15	25,081.20	All County Music
Mellophone	King	K20SP	10	1,218.74	12,187.40	All County Music
Euphonium Marching	King	K30SP	10	2,078.86	20,788.60	All County Music
Tuba Marching	King	K50SP	10	5,760.72	57,607.20	All County Music
Chimes	Majestic	C1618C	1	4,149.90	4,149.90	All County Music
Timpani 23,26,29,32	Majestic	MP04A	1	10,880.80	10,880.80	All County Music
Bass Drum Marching 18	Pearl	PBDM1814/AXCSN	1	891.12	891.12	Music Man
Bass Drum Marching 20	Pearl	PBDM2014/AXCSN	1	933.89	933.89	Music Man

### Section 3: Music & Art Equipment

Hollywood Hills Senior HS	
\$272,079.43	

Instrument Type	Brand Name	Model #	Quantity	Unit Price	Line Total	Vendor
Bass Drum Marching 22	Pearl	PBDM2214/AXCSN	1	960.28	960.28	Music Man
Bass Drum Marching 24	Pearl	PBDM2414/AXCSN	1	984.62	984.62	Music Man
Bass Drum Marching 26	Pearl	PBDM2614/AXCSN	1	1,049.69	1,049.69	Music Man
Bass Drum Marching 28	Pearl	PBDM2814/AXCSN	1	1,071.30	1,071.30	Music Man
Toms Marching	Pearl	PMTMS680234/AXCSM	3	1,638.00	4,914.00	Music Man
Marching Snare Drum	Pearl	FFXM1412/AXCSN	4	934.34	3,737.36	Music Man
Acoustic Shells, Legacy Basic	Wenger	186H052	4	1,832.59	7,330.36	Wenger

### Section 3: Music & Art Equipment

	Indian Ridge MS	
	\$99,996.83	

Instrument Type	Brand Name	Model #	Quantity	Unit Price	Line Total	Vendor
Bass Drum Concert	Majestic	MFCB4018	1	1,770.00	1,770.00	All County Music
Clarinet	Yamaha	YCL200AD	10	522.18	5,221.80	All County Music
Sousaphone	Jupiter	596L	2	2,777.60	5,555.20	All County Music
Piccolo	Yamaha	YPC32	1	733.86	733.86	All County Music
Flute	Yamaha	YFL200AD	5	498.42	2,492.10	All County Music
Oboe Performing	Fox	FOX335	2	3,570.00	7,140.00	All County Music
Bassoon	Fox	RENARD222	2	5,200.00	10,400.00	All County Music
Bass Clarinet	Yamaha	YCL221II	2	1,872.72	3,745.44	All County Music
Soprano Saxophone	Selmer	SSS280R	1	2,043.06	2,043.06	All County Music
Alto Saxophone	Selmer	SAS280R	4	1,795.44	7,181.76	All County Music
Tenor Saxophone	Selmer	STS280R	2	1,980.33	3,960.66	All County Music
Trumpet Training	Yamaha	YTR200AD	10	646.38	6,463.80	All County Music
Trombone Training	Yamaha	YSL200AD	10	646.38	6,463.80	All County Music
Trombone Performing	Conn	88HO	1	1,838.62	1,838.62	All County Music
Tuba 3/4	Yamaha	YBB105WC	2	2,843.64	5,687.28	All County Music
Tuba 4/4 Rotary	Yamaha	YBB641	1	6,999.00	6,999.00	All County Music
Snare Drum Stand	Majestic	XS750A	3	112.10	336.30	All County Music
Marimba	Majestic	M6543P	1	3,645.00	3,645.00	All County Music
Xylophone	Majestic	X6535P	1	1,836.00	1,836.00	All County Music
Vibraphone	Majestic	V7530S	1	3,537.00	3,537.00	All County Music
Concert bells w. case	Majestic	B3525A	1	634.50	634.50	All County Music
Chimes Concert	Majestic	C6518B	1	2,948.40	2,948.40	All County Music
Timpani 23,26,29,32	Majestic	PRA04A	1	9,316.00	9,316.00	All County Music
Mute straight Trumpet	Stonelined	HB101	1	18.20	18.20	All County Music
Mute cup Trumpet	Sonelined	HB102	1	29.05	29.05	All County Music

	Lauderdale Lakes	
	\$92,892.59	

Instrument Type	Brand Name	Model #	Quantity	Unit Price	Line Total	Vendor
Clarinet	Yamaha	YCL200AD	20	444.15	8,883.00	All County Music
Flute	Jupiter	CF50	9	498.42	4,485.78	All County Music
Tuba	Jupiter	CT300	2	2,517.00	5,034.00	All County Music
Viola 14"	Eastman	VA80ST14	5	373.50	1,867.50	All County Music
Viola 15"	Eastman	VA80ST15	1	373.50	373.50	All County Music
Cello	Eastman	VC80ST44	5	669.00	3,345.00	All County Music
String Bass 3/4	Eastman	VB80ST34	3	1,447.50	4,342.50	All County Music
Piccolo	Yamaha	YPC32	2	658.83	1,317.66	All County Music
Alto Saxophone	Selmer	AS500	7	1,124.28	7,869.96	All County Music
Tenor Saxophone	ConnSelmer	TS400	3	1,445.50	4,336.50	All County Music
Trumpet	Conn	23B	18	657.25	11,830.50	All County Music
Trombone	Jupiter	CTB40	9	646.38	5,817.42	All County Music
Bass Drum 24"	Yamaha	MB6324XW	1	397.44	397.44	All County Music
Bass Drum 22"	Yamaha	MB6322XW	1	380.16	380.16	All County Music
Bass Drum 20"	Yamaha	MB6320XW	1	362.88	362.88	All County Music
Bass Drum 18"	Yamaha	MB6318XW	1	345.60	345.60	All County Music
Marching Quads	Yamaha	ML8023XW	1	595.20	595.20	All County Music
Cymbals Crash 16"	Sabian	31622B	2	172.48	344.96	All County Music
Strap Black	Ludwig	LF382B	10	18.55	185.50	All County Music
Multi Angle Bar	Ludwig	LF475	5	24.95	124.75	All County Music
Leg Rest	Ludwig	LF479	5	24.95	124.75	All County Music
Marching Snare Drum	Yamaha	MS6314W	5	240.00	1,200.00	All County Music
Marching Tenor Drum	Ludwig	LFS625XL	1	375.44	375.44	All County Music
Sousaphone	Jupiter	JSP1000B	2	2,365.00	4,730.00	All County Music
Mellophone	Jupiter	JMP1100M	2	1,067.00	2,134.00	All County Music
Marching Baritone	Jupiter	JBR1100M	5	1,485.00	7,425.00	All County Music
French Horn Dbl	Houlton	HNSOL200	2	2,636.70	5,273.40	All County Music
Baritone Saxophone	ConnSelmer	SBS280R	1	4,209.59	4,209.59	All County Music

### Section 3: Music & Art Equipment

	Lauderdale Lakes	
	\$92,892.59	

Instrument Type	Brand Name	Model #	Quantity	Unit Price	Line Total	Vendor
Straight mute trumpet	humes & burg	HB101	4	18.95	75.80	All County Music
Cup mute trumpet	humes & burg	HB102	4	30.95	123.80	All County Music
34 lever harp	Ravenna	Ravenna34	2	1,669.00	3,338.00	SummerHays
shipping -- 34 lever harp			1	225.00	225.00	SummerHays
Electronic Pick Up	Ravanna	p20	2	375.00	750.00	SummerHays
Stand 8" detach legs	Ravenna	34	2	94.00	188.00	SummerHays
Case	Ravenna	cd34 for 34 harp	2	240.00	480.00	SummerHays

	McArthur Senior HS	
	\$296,821.49	

Instrument Type	Brand Name	Model #	Quantity	Unit Price	Line Total	Vendor
Sound System	Soundcraft	091516LARGE	1	7,950.33	7,950.33	Music Arts Enterprises
Cymbals 16"	Sabian	21622	5	331.24	1,656.20	All County Music
Cymbal Pads	Sabian	61001	5	17.95	89.75	All County Music
Cymbal Straps	Sabian	61002	5	12.95	64.75	All County Music
Tenor Beater	Ludwig	L2333	8	45.57	364.56	All County Music
Mute French Horn	HumesBurg	HB119	5	52.15	260.75	All County Music
Trombone Cup Mute	Denis Wick	DW5529	5	90.29	451.45	All County Music
Trombone Straight Mute	Denis Wick	DW5505	5	63.69	318.45	All County Music
Snare Case	Yamaha	PCHMS14	5	73.92	369.60	All County Music
Leg rest	Ludwig	LF479	10	24.95	249.50	All County Music
Angle Bar	Ludwig	LF475	10	24.95	249.50	All County Music
Tenor Drum Case	Ludwig	LP45C	4	50.63	202.52	All County Music
Bass Drum Strap	Ludwig	LF350B	10	27.65	276.50	All County Music
Tenor Drum Strap	Ludwig	LF382B	15	18.55	278.25	All County Music
Tenor Drum 15"	Ludwig	LFS625XLW	4	375.44	1,501.76	All County Music
Bass Drum Case 28"	Yamaha	PCHMB28	1	120.96	120.96	All County Music
Bass Drum Case 26	Yamaha	PCMMB26	1	117.12	117.12	All County Music
Bass Drum Case 24	Yamaha	PCHMB24	1	112.32	112.32	All County Music
Bass Drum Case 22	Yamaha	PCHMB22	1	99.84	99.84	All County Music
Bass Drum Case 20	Yamaha	PCHMB20	1	82.56	82.56	All County Music
Bass Drum Case 18	Yamaha	PCHMB18	1	77.76	77.76	All County Music
Keyboard Music Rest	Yamaha	YMR03	1	47.20	47.20	All County Music
Cymbal Ride 20"	Sabian	22012	1	227.85	227.85	All County Music
Cymbal Crash 16"	Sabian	21608	1	165.62	165.62	All County Music
High Hats	Sabian	21402	1	372.40	372.40	All County Music
Cymbal Stand	Ludwig	LAP27CS	1	131.40	131.40	All County Music
Cymbal Stand Boom	Ludwig	LAP37BCS	1	147.00	147.00	All County Music
Snare Stand	Ludwig	LAP22SS	1	135.00	135.00	All County Music

	McArthur Senior HS	
	\$296,821.49	

Instrument Type	Brand Name	Model #	Quantity	Unit Price	Line Total	Vendor
High Hat Stand	Ludwig	LAP16HH	1	255.00	255.00	All County Music
Drum Throne	Ludwig	LAP51TH	1	149.40	149.40	All County Music
Bass Drum Pedal	Ludwig	LAP15FP	1	147.00	147.00	All County Music
Gong Stand	Sabian	61006	1	149.45	149.45	All County Music
Cymbal Stand	Gibraltar	7614	1	87.50	87.50	All County Music
Trap Table	Ludwig	LE1378	2	141.00	282.00	All County Music
Bongos	Latin Percussion	LP201A2	1	271.20	271.20	All County Music
Agogo Bells	Latin Percussion	LP231A	1	42.60	42.60	All County Music
Snare Stand	Gibraltar	5706EX	1	77.00	77.00	All County Music
Granite Blocks	Latin Percussion	LP1210	1	207.60	207.60	All County Music
Tambourine 10"	Grover	SVTAMBER	1	89.60	89.60	All County Music
Woodblock 7"	Grover	WB7	1	40.00	40.00	All County Music
Woodblock 8	Grover	WB8	1	41.60	41.60	All County Music
Woodblock 9"	Grover	WB9	1	43.20	43.20	All County Music
Woodblock 10"	Grover	WB10	1	44.80	44.80	All County Music
Amplifyer Bass	Peavey	MAX115	1	349.99	349.99	All County Music
Concert Toms 13,14	Majestic	CTS1314S	1	364.00	364.00	All County Music
Concert Toms 10,12	Majestic	CTS1012S	1	324.80	324.80	All County Music
Concert Toms 6,8	Majestic	CTS68S	1	291.20	291.20	All County Music
Snare Stand	Majestic	XS750A	3	106.40	319.20	All County Music
Concert Bell Stand	Majestic	MRS25	1	330.40	330.40	All County Music
Music Stand	Manhasset	M48S	30	40.95	1,228.50	All County Music
Sousaphone	King	2350WSP	6	5,150.62	30,903.72	All County Music
Flute Intermediate	Flute	YFL461HLPGP	4	1,651.86	6,607.44	All County Music
French Horn Dbl	Yamaha	YHR668N	5	3,647.80	18,239.00	All County Music
Piano Digital	Yamaha	CP300	1	2,799.20	2,799.20	All County Music
Marching Quints	Yamaha	MQT68023AWC	2	1,389.44	2,778.88	All County Music
Gong 40"	Sabian	54001	1	1,303.50	1,303.50	All County Music
Drum Set	Ludwig	L8424AXON	1	2,325.00	2,325.00	All County Music
Tuba 4 valve	King	2341W	6	4,597.70	27,586.20	All County Music
Piccolo Performing	Yamaha	YPC62R	1	1,958.04	1,958.04	All County Music



	McArthur Senior HS	
	\$296,821.49	

Instrument Type	Brand Name	Model #	Quantity	Unit Price	Line Total	Vendor
Flute Performing	Powell	PSP75CL	4	2,585.00	10,340.00	All County Music
Oboe	Fox	FOX335	1	3,570.00	3,570.00	All County Music
Clarinet Performing	Selmer	B16PRESENCE	3	2,824.38	8,473.14	All County Music
Bassoon	Fox	RENARD222	2	5,200.00	10,400.00	All County Music
Bass Clarinet	Leblanc	L60	1	4,791.99	4,791.99	All County Music
Bass Clarinet Performing	Yamaha	YCL622II	1	7,504.92	7,504.92	All County Music
Contra Bass Clarinet	Leblanc	L7182	1	3,662.88	3,662.88	All County Music
Contra Alto Clarinet	Leblanc	L7181	1	2,213.31	2,213.31	All County Music
Soprano Saxophone	Yamaha	YSS82Z	1	3,368.52	3,368.52	All County Music
Alto Saxophone Perf	Yamaha	YAS62III	2	2,488.86	4,977.72	All County Music
Tenor Saxophone	Yamaha	YTS200AD	4	1,418.58	5,674.32	All County Music
Tenor Saxophone	Yamaha	YTS62II	1	2,588.76	2,588.76	All County Music
Baritone Saxophone	ConnSelmer	SBS280R	1	4,381.41	4,381.41	All County Music
Trumpet Performing	Bach	180S37	4	1,855.56	7,422.24	All County Music
Trombone Perf	Conn	88HO	4	1,838.62	7,354.48	All County Music
Bass Trombone Perf	Yamaha	YBL620G	1	3,075.84	3,075.84	All County Music
Trombone	King 3B	2103	1	1,543.76	1,543.76	All County Music
Euphonium Compensating	Yamaha	YEP642SII	3	5,234.76	15,704.28	All County Music
Mellophone	King	SB20SP	7	1,557.60	10,903.20	All County Music
Marching Baritone	Yamaha	YBH301MS	5	1,966.68	9,833.40	All County Music
Concert Bass Drum	Majestic	MFCB3622	1	1,593.00	1,593.00	All County Music
Marimba	Majestic	M6543H	1	4,860.00	4,860.00	All County Music
Xylophone	Majestic	X1535P	1	2,243.70	2,243.70	All County Music
Vibraphone	Majestic	V1530S	1	3,809.70	3,809.70	All County Music
Chimes	Majestic	C1518B	1	3,053.70	3,053.70	All County Music
Timpani set	Majestic	PRA04A	1	9,316.10	9,316.10	All County Music
PA System	Yamaha	STAGEPASS600I	1	899.99	899.99	All County Music
Marching Snare White	Yamaha	MS9314CH	4	638.56	2,554.24	All County Music
Bass Drum Marching 28	Yamaha	MB8328	1	541.84	541.84	All County Music
Bass Drum Marching 26	Yamaha	MB8326	1	515.84	515.84	All County Music
Bass Drum Marching 24	Yamaha	MB8324	1	489.84	489.84	All County Music

	McArthur Senior HS	
	\$296,821.49	

Instrument Type	Brand Name	Model #	Quantity	Unit Price	Line Total	Vendor
Bass Drum Marching 22	Yamaha	MB8322	1	463.84	463.84	All County Music
YBass Drum Marching 20	Yamaha	MB8320	1	437.84	437.84	All County Music
Bass Drum Marching 18	Yamaha	MB8318	1	411.84	411.84	All County Music
Cymbal 18"	Sabian	11824	1	587.00	587.00	All County Music
Cymbal 18"	Sabian	11820	1	587.00	587.00	All County Music
Cymbal 16"	Sabian	11620	1	500.00	500.00	All County Music
Keyboard Stand	Stageline	LG400	1	400.00	400.00	All County Music
Snare Drum Black Beauty	Ludwig	LB418	1	839.40	839.40	All County Music
Timbales	Latin Percussion	LP257B	1	585.60	585.60	All County Music
Electric Bass	Peavey	GRIND4BXP	1	499.99	499.99	All County Music
Piccolo	Yamaha	YPC32	4	733.86	2,935.44	All County Music
Flute Training	Yamaha	YFL200AD	4	498.42	1,993.68	All County Music
Clarinet Training	Yamaha	YCL200AD	3	522.18	1,566.54	All County Music
Clarinet Wood	Yamaha	YCL400AD	2	951.48	1,902.96	All County Music
Trumpet Training	Yamaha	YTR200AD	3	646.38	1,939.14	All County Music
Flugelhorn	Jupiter	JFH100R	1	949.20	949.20	All County Music
Trombone Training	Yamaha	YSL200AD	6	646.38	3,878.28	All County Music
Concert Toms 15,16	Majestic	CTS1516S	1	418.90	418.90	All County Music
Concert Snare Drum	Majestic	MPS1465MB	1	743.40	743.40	All County Music
Concert Snare Drum	Majestic	MPS1450MB	1	702.10	702.10	All County Music
Snare Drum	Majestic	MCS1465MA	1	424.80	424.80	All County Music
Concert Bells	Majestic	B3525A	1	634.50	634.50	All County Music

	Monarch HS	
	\$299,889.19	

Instrument Type	Brand Name	Model #	Quantity	Unit Price	Line Total	Vendor
Keyboard Cart	Wenger	210B005	1	1,453.11	1,453.11	Wenger
Risers Signature 4 step	Wenger	098D054	4	1,839.88	7,359.52	Wenger
Siderails Signature	Wenger	098D541	1	506.86	506.86	Wenger
Conductors System	Wenger	236C001.102	1	2,315.26	2,315.26	Wenger
Tech Bridge 4'	Wenger	236A003.100	1	305.69	305.69	Wenger
Tech Bridge Cup	Wenger	236A007	1	24.08	24.08	Wenger
Laptop Mount	Wenger	236B008	1	171.33	171.33	Wenger
Tech Bridge pwr shelf	Wenger	236A010	1	45.83	45.83	Wenger
Tech Bridge Work Surface	Wenger	236A004	1	64.09	64.09	Wenger
Speaker System	Mega Vox	MEGA-8000U2	1	1,650.00	1,650.00	Music Arts Enterprises
Quints Marching	Yamaha	MQT60234FWC	3	1,384.24	4,152.72	All County Music
Clarinet Wood	Selmer	B16PRESENCE	8	2,824.38	22,595.04	All County Music
Bass Drum Marching 30"	Yamaha	MB8330FWCSH	1	1,042.08	1,042.08	All County Music
Bass Drum Marching 16"	Yamaha	MB8316FWCSH	1	801.84	801.84	All County Music
Bass Drum Marching 18"	Yamaha	MB8318FWCSH	1	834.08	834.08	All County Music
Bass Drum Marching 26"	Yamaha	MB8326FWCSH	1	980.72	980.72	All County Music
Bass Drum Marching 24"	Yamaha	MB8324FWCSH	1	949.52	949.52	All County Music
Bass Drum Marching 22"	Yamaha	MB8322FWCSH	1	910.00	910.00	All County Music
Bass Drum Marching 20"	Yamaha	MB8320FWCSH	1	865.28	865.28	All County Music
Bass Drum Marching 28"	Yamaha	MB8328FWCSH	1	1,010.88	1,010.88	All County Music
English Horn	Fox	500	1	6,860.00	6,860.00	All County Music
Oboe Full Conservatory	Yamaha	YOB41	1	4,702.86	4,702.86	All County Music
Mellophone Marching	Yamaha	YMP204MS	7	1,440.70	10,084.90	All County Music
Marching Euphonium	Yamaha	YEP202MS	7	2,376.00	16,632.00	All County Music
Vibraphone	Majestic	V1530S	2	3,519.75	7,039.50	All County Music
Marching Snare Drum	Yamaha	MS9314FWC	6	772.72	4,636.32	All County Music
Amplifyer Keyboard	Peavey	KB5	2	584.99	1,169.98	All County Music
Amplifyer Guitar	Peavey	BANDIT112	2	349.99	699.98	All County Music
Amplifyer Bass	Peavey	MAX115	1	299.99	299.99	All County Music
Snare Drum Concert	Majestic	MPS1465MB	2	722.75	1,445.50	All County Music
Snare Drum 14x5	Majestic	MPS1450MB	2	681.45	1,362.90	All County Music

	Monarch HS	
	\$299,889.19	

Instrument Type	Brand Name	Model #	Quantity	Unit Price	Line Total	Vendor
Crotales Low	Sabian	50303L	1	1,467.50	1,467.50	All County Music
Crotales High	Sabian	50303H	1	1,467.50	1,467.50	All County Music
Music Lab Expansion	Yamaha	LC4EXP	2	1,574.37	3,148.74	All County Music
Connection kit	Yamaha	LC4WIFIKIT	1	629.37	629.37	All County Music
Note Kit 61 Keyboard	Yamaha	NP12BKIT	25	214.98	5,374.50	All County Music
Headset	Yamaha	LC2CM500	1	50.40	50.40	All County Music
Music Lab Base	Yamaha	LC4BASE	1	3,199.99	3,199.99	All County Music
Concert Bass Drum	Majestic	MFCB3622	1	1,593.00	1,593.00	All County Music
Timpani Set	Majestic	MP04AH	1	11,463.70	11,463.70	All County Music
Chimes	Majestic	C1618C	1	4,228.20	4,228.20	All County Music
Marimba w/field frame	Majestic	M1550P	1	9,177.30	9,177.30	All County Music
Xylophone w/field frame	Majestic	X1535P	2	1,990.25	3,980.50	All County Music
Piccolo Performing	Yamaha	YPC62R	2	1,958.04	3,916.08	All County Music
Bass Trombone Performing	Bach	50B3O	1	2,906.01	2,906.01	All County Music
Tuba Marching	King	SB50SP	6	6,499.00	38,994.00	All County Music
Tuba Concert 4 valve	Yamaha	YBB641	2	6,999.00	13,998.00	All County Music
Trombone w/F Performing	Conn	88HO	4	1,838.62	7,354.48	All County Music
French Horn Performing	Conn	8D	2	3,126.62	6,253.24	All County Music
Trumpet	King	2055S	7	937.94	6,565.58	All County Music
Trumpet Performing	Schilke	SCHILKES32HDS	8	2,831.50	22,652.00	All County Music
Tenor Saxophone Performing	Yamaha	YTS62III	2	2,755.62	5,511.24	All County Music
Alto Saxophone	Yamaha	YAS62III	4	2,488.86	9,955.44	All County Music
Contra Bass Clarinet	Leblanc	L7182	1	3,662.82	3,662.82	All County Music
Clarinet Wood	Yamaha	YCL400AD	8	951.48	7,611.84	All County Music
Flute Performing	Powell	PSP75CL	7	2,585.00	18,095.00	All County Music
Utility Cart	Jarvis	RAC10773	2	1,613.90	3,227.80	Cascio Interstate
Mouthpiece Tuba	Conn	120S	2	79.00	158.00	All County Music
Mouthpiece Bass Tbn	AL	A02BT65AL	3	33.60	100.80	All County Music
Mouthpiece French H	Farcas	H2850MDC	3	58.10	174.30	All County Music

### Section 3: Music & Art Equipment

	<b>New River</b>	
	<b>\$99,986.69</b>	

Instrument Type	Brand Name	Model #	Quantity	Unit Price	Line Total	Vendor
Keyboard Stand	Stageline	KS25Q	1	34.99	34.99	ACM
Keyboard Bench	Stageline	KB40	1	37.95	37.95	ACM
Keyboard	Yamaha	PSRE253KIT	1	154.98	154.98	ACM
Bass Clarinet	Yamaha	YCL221II	2	1,872.72	3,745.44	ACM
Euphonium	King	2280SP	2	2,150.96	4,301.92	ACM
Tuba 4 valve	Conn	5JW	2	4,459.70	8,919.40	ACM
Alto Saxophone	Yamaha	YAS200AD	4	1,124.28	4,497.12	ACM
Baritone Saxophone	Conn Selmer	SBS280R	1	4,381.41	4,381.41	ACM
Bassoon	Fox	RENARD222	1	5,200.00	5,200.00	ACM
Tuba 3/4	Holton	BB450	4	2,345.77	9,383.08	ACM
Trombone	Conn	88HO	3	1,838.62	5,515.86	ACM
Trombone Training	Yamaha	YSL200AD	8	646.38	5,171.04	ACM
Trumpet Intermediate	Conn Selmer	52BSP	2	1,074.10	2,148.20	ACM
Trumpet Training	Yamaha	YTR200AD	8	646.38	5,171.04	ACM
French Horn Dbl	Conn	8D	2	3,126.62	6,253.24	ACM
French Horn Train	Yamaha	YHR567	4	2,590.38	10,361.52	ACM
Tenor Saxophone	Selmer	STS280R	2	1,980.33	3,960.66	ACM
Alto Saxophone Pro	Selmer	SAS280R	2	1,795.44	3,590.88	ACM
Clarinet Wood	Yamaha	YCL400AD	2	951.48	1,902.96	ACM
Clarinet Training	Yamaha	YCL200AD	10	522.18	5,221.80	ACM
Flute Intermediate	Yamaha	YFL361HLPGP	2	1,058.94	2,117.88	ACM
Flute Training	Yamaha	YFL200AD	10	498.42	4,984.20	ACM
Oboe	Yamaha	YOB241	2	1,465.56	2,931.12	ACM

### Section 3: Music & Art Equipment

	Nova High School	
	\$296,266.79	

Instrument Type	Brand Name	Model #	Quantity	Unit Price	Line Total	Vendor
Metronome	Roland	DB90	1	150.00	150.00	MAE
Power Amp Subs	Crown	XTI6002	1	1,998.00	1,998.00	MAE
Digital Mixer	Soundcraft	SIEXPRESSION	1	1,912.00	1,912.00	MAE
Rack Assembly	MAE	RACK3XMAE	1	1,350.00	1,350.00	MAE
Bass Guitar	Fender	AMRSTNDBASSGTR	1	1,049.00	1,049.00	MAE
Digital Wireless System	Kaman	SHRQLXD24SM58	1	948.00	948.00	MAE
Megavox DLX Air package dual w/HH.BP	Kaman	MVMEGADPDUAL	1	2,356.00	2,356.00	MAE
Sibelius Package	Sibelius	AVID99356591500	1	569.00	569.00	MAE
Pro Drill System	Pware	PW3DPRO	1	1,078.00	1,078.00	MAE
Cowbell	Latin Percussion	LP009	1	55.99	55.99	ACM
Maracas	Latin Percussion	LP281	1	22.99	22.99	ACM
Bongos	Latin Percussion	LP1964	1	299.99	299.99	ACM
Shaker	Latin Percussion	LP440	1	20.40	20.40	ACM
Cabasa afuche	Latin Percussion	LP234A	1	42.70	42.70	ACM
Bar Chime	Sabian	61174B24	1	141.12	141.12	ACM
Slapstick	Toca	T2501	1	28.70	28.70	ACM
Cymbal Stand	Gibraltar	7614	4	87.50	350.00	ACM
Granite Block	Latin Percussion	LP1210	1	207.60	207.60	ACM
Tambourine 10"	Grover	SVTAMBBR	1	89.60	89.60	ACM
Woodblock 7"	Grover	WB7	1	40.00	40.00	ACM
Woodblock 8"	Grover	WB8	1	41.60	41.60	ACM
Flute	Yamaha	YFL200AD	4	424.35	1,697.40	ACM
Clarinet	Yamaha	YCL400AD	4	817.20	3,268.80	ACM
Tenor Sticks	Innovative Percussion	TSTJ2	2	21.87	43.74	ACM
Mallets Bass Drum	Innovative Percussion	FBX4	2	52.85	105.70	ACM
Mallets Bass Drum	Innovative Percussion	FBX3	2	44.45	88.90	ACM
Mallets Bass Drum	Innovative Percussion	FBX2	2	40.95	81.90	ACM
Mallets Bass Drum	Innovative Percussion	FBX1	2	39.50	79.00	ACM
Mallet Bag	Innovative Percussion	MB3	2	59.50	119.00	ACM

### Section 3: Music & Art Equipment

	Nova High School	
	\$296,266.79	

Instrument Type	Brand Name	Model #	Quantity	Unit Price	Line Total	Vendor
Snare Stick	Innovative Percussion	FSJC	6	13.30	79.80	ACM
Rim savers 20"-32"	Yamaha	RS-2032	10	25.20	252.00	ACM
Snare Head 14"	Evans	SB14MHG	4	80.85	323.40	ACM
Snare Head 14"	Evans	SS14MX5	4	66.67	266.68	ACM
Tenor Head 6"	Evans	TT06CC	4	18.02	72.08	ACM
Tenor Head 8"	Evans	TT08CC	4	18.72	74.88	ACM
Tenor Head 10"	Evans	TT10CC	4	19.42	77.68	ACM
Tenor Head 12"	Evans	TT12CC	4	20.82	83.28	ACM
Tenor Head 13"	Evans	TT13CC	4	22.57	90.28	ACM
Bass Drum Head 24"	Evans	BD24MX2B	8	88.55	708.40	ACM
Bass Drum Head 26"	Evans	BD26MX2B	8	94.50	756.00	ACM
Bass Drum Head 28"	Evans	BD28MX2B	8	103.42	827.36	ACM
Bass Drum Head 22"	Evans	BD22MX2B	8	82.60	660.80	ACM
Bass Drum Head 20"	Evans	BD20MX2B	8	76.47	611.76	ACM
Mallet Holder	Yamaha	MBMH2	5	12.60	63.00	ACM
Stick Bag	Innovative Percussion	SB3	5	17.50	87.50	ACM
Mount Clamp	Majestic	RU8A	6	28.00	168.00	ACM
Woodblock 9"	Grover	WB9	1	43.20	43.20	All County Music
Woodblock 10"	Grover	WB10	1	44.80	44.80	All County Music
Triangle Set	Danmar	D506	1	15.04	15.04	All County Music
Triangle 8"	Sabian	611348B8	1	42.00	42.00	All County Music
Triangle 6"	Sabian	611346B8	1	35.00	35.00	All County Music
Crotales Low	Sabian	50303L	1	1,467.50	1,467.50	All County Music
Crotales High	Sabian	50303H	1	1,467.50	1,467.50	All County Music
Music Stand	Mahassett	AC48S	72	40.95	2,948.40	All County Music
Stand Rack	Mahassett	AC94R	3	442.50	1,327.50	All County Music
Harmony Director	Yamaha	MD200SBKIT	1	995.00	995.00	All County Music
Keyboard	Yamaha	NP328KIT	40	319.98	12,799.20	All County Music
Keyboard Stand	Stageline	KS11	40	69.99	2,799.60	All County Music

### Section 3: Music & Art Equipment

	<b>Nova High School</b>	
	<b>\$296,266.79</b>	

Instrument Type	Brand Name	Model #	Quantity	Unit Price	Line Total	Vendor
Mallets	Innovative Percussion	IP905	2	30.10	60.20	All County Music
Mallets	Innovative Percussion	IP907	1	30.10	30.10	All County Music
Mallets	Vic Firth	TG01	1	47.77	47.77	All County Music
Chime Hammer	Vic Firth	CH	1	27.19	27.19	All County Music
Gong Mallet	Mike Balter	GM3	1	35.00	35.00	All County Music
Mallets	Innovative Percussion	IP240	5	33.95	169.75	All County Music
Mallets	Innovative Percussion	IP1M	5	25.55	127.75	All County Music
Timpani Mallet	Vic Firth	VFT1	2	36.00	72.00	All County Music
Mallets	Vic Firth	SD1	5	8.00	40.00	All County Music
Mallets	Mike Balter	MB23R	5	46.20	231.00	All County Music
Cymbal Straps	Sabian	61002	10	12.95	129.50	All County Music
Cymbal Pads	Sabian	61001	10	17.95	179.50	All County Music
Cymbals 16"	Sabian	11620	1	500.00	500.00	All County Music
Cymbals 18"	Sabian	11820	1	587.00	587.00	All County Music
Cymbals 18 Germanic	Sabian	11824	1	587.00	587.00	All County Music
Cymbals 14"	Sabian	21422	1	280.00	280.00	All County Music
Cymbals 16"	Sabian	21622	1	338.00	338.00	All County Music
Cymbals 18"	Sabian	21822	1	396.00	396.00	All County Music
Cymbals 19" marching	Sabian	21922	1	423.00	423.00	All County Music
Gong Stand	Majestic	QGS40	1	737.50	737.50	All County Music
Snare Stand	Majestic	XS750A	4	112.10	448.40	All County Music
French Horn Double	Yamaha	YHR668N	4	3,707.64	14,830.56	All County Music
Trombone Performing	Conn	88HO	4	1,838.62	7,354.48	All County Music
Alto Saxophone	Yamaha	YAS200AD	3	1,124.28	3,372.84	All County Music
Clarinet	Yamaha	YCL200AD	8	522.18	4,177.44	All County Music
Flute Intermediate	Yamaha	YFL361HLPGP	8	1,058.94	8,471.52	All County Music
Piccolo Performing	Yamaha	YPC62R	1	1,958.04	1,958.04	All County Music
Piccolo	Yamaha	YPC32	3	733.86	2,201.58	All County Music
Flute Performing	Powell	PSP75CL	2	2,585.00	5,170.00	All County Music



	Nova High School	
	\$296,266.79	

Instrument Type	Brand Name	Model #	Quantity	Unit Price	Line Total	Vendor
Oboe Performing	Fox	FOX335	1	3,570.00	3,570.00	All County Music
Clarinet Performing	Selmer	B16PRESENCE	2	2,824.38	5,648.76	All County Music
Bassoon	Fox	RENARD222	1	5,200.00	5,200.00	All County Music
Bass Clarinet Performing	Leblanc	L60	1	4,791.99	4,791.99	All County Music
Contra Bass Clarinet	Leblanc	L7182	1	3,662.82	3,662.82	All County Music
Contra Alto Clarinet	Leblanc	L7181	1	2,213.31	2,213.31	All County Music
Alto Saxophone	Yamaha	YAS62III	2	2,488.86	4,977.72	All County Music
Tenor Saxophone	Yamaha	YTS62III	2	2,588.76	5,177.52	All County Music
Baritone Saxophone	Yamaha	YBS62	1	7,265.16	7,265.16	All County Music
Bass Trombone	Yamaha	YBL620G	1	3,075.84	3,075.84	All County Music
Euphonium Compensating	Yamaha	YEP642SII	3	5,234.76	15,704.28	All County Music
Concert Bass Drum	Majestic	MFCB3622	1	1,770.00	1,770.00	All County Music
Concert Toms 15,16	Majestic	CTS1516S	1	418.00	418.00	All County Music
Concert Toms 13,14	Majestic	CTS1314S	1	383.50	383.50	All County Music
Concert Toms 10,12	Majestic	CTS1012S	1	342.20	342.20	All County Music
Concert Toms 6,8	Majestic	CTS68S	1	306.80	306.80	All County Music
Concert Snare Drum	Majestic	MPS1465MB	1	743.40	743.40	All County Music
Marimba	Majestic	M1646P	1	7,155.00	7,155.00	All County Music
Vibraphone	Majestic	V1530S	1	3,809.70	3,809.70	All County Music
Xylophone	Majestic	X1535P	1	2,243.70	2,243.70	All County Music
Orchestra Bells	Majestic	B3525S	1	912.60	912.60	All County Music
Chimes Chrome	Majestic	C1618C	1	4,228.20	4,228.20	All County Music
Cymbal 20"	Sabian	22012	1	232.50	232.50	All County Music
Cymbal Crash 16"	Sabian	21608	1	169.00	169.00	All County Music
Cymbal High Hats	Sabian	21402	1	280.00	280.00	All County Music
Bass Drum Pedal	Ludwig	LAP15FP	1	147.00	147.00	All County Music
High Hat Stand	Ludwig	LAP16HH	1	255.00	255.00	All County Music
Snare Stand	Ludwig	LAP22SS	1	135.00	135.00	All County Music
Cymbal Stand	Ludwig	LAP27CS	1	131.40	131.40	All County Music

### Section 3: Music & Art Equipment

	Nova High School	
	\$296,266.79	

Instrument Type	Brand Name	Model #	Quantity	Unit Price	Line Total	Vendor
Cymbal Stand Boom	Ludwig	LAP37BCS	1	147.00	147.00	All County Music
Snare Drum	Ludwig	LB418	1	839.40	839.40	All County Music
Drum Set Maple	Ludwig	L8424AXON	1	2,325.00	2,325.00	All County Music
Gong	Sabian	54001	1	1,303.50	1,303.50	All County Music
Keyboard Digital 88	Yamaha	MONTAGE8	1	3,599.20	3,599.20	All County Music
Piano Digital	Yamaha	YAMAHAACP4	1	2,519.20	2,519.20	All County Music
Marching Tuba	Yamaha	YBB202MSWC	4	6,110.64	24,442.56	All County Music
Marching Baritone	Yamaha	YBH301MS	3	1,966.68	5,900.04	All County Music
Marching Mellophone	Yamaha	YMP204MS	5	1,440.72	7,203.60	All County Music
Trumpet	Yamaha	YTR8335IIRS	8	1,971.54	15,772.32	All County Music
Clarinet Performing	Selmer	B16PRESENCE	2	2,824.38	5,648.76	All County Music
Flute Intermediate	Yamaha	YFL362HLPGP	2	1,058.94	2,117.88	All County Music
Flute Performing	Powell	PSP75CL	2	2,585.00	5,170.00	All County Music
Trumpet Performing	Yamaha	YTR8335IIRS	2	1,971.54	3,943.08	All County Music
Digital Wireless System	Kaman	SHRQLXD14	1	925.00	925.00	Music Arts Enterprises
Audio Snake 100'	Kaman	RPCOS16X4100	1	674.00	674.00	Music Arts Enterprises
Rolling Rack Case	Odyssey	CXP12X12WX20	1	600.00	600.00	Music Arts Enterprises
Enclosure Main	QSC	E15	2	525.00	1,050.00	Music Arts Enterprises
Enclosure Sub	QSC	E18SW	2	700.00	1,400.00	Music Arts Enterprises
Power Amplifier	QSC	CMX800VA	1	783.00	783.00	Music Arts Enterprises
Lighting Controller	Music People	APL	1	500.00	500.00	Music Arts Enterprises
Amplifier Bass	Fender	RUMBLE500	1	576.00	576.00	Music Arts Enterprises
Amplifier Guitar	Fender	HOTRODDLXIII	1	695.00	695.00	Music Arts Enterprises
Amplifier Keyboard	Roland	KC350	2	514.00	1,028.00	Music Arts Enterprises
Connector	Kaman	CNTRYMNECHDST	1	354.00	354.00	Music Arts Enterprises
Pro CD Player	Kaman	TASCD200BT	1	325.00	325.00	Music Arts Enterprises
Sequencer/15A Conditioner	Kaman	M8S	1	225.00	225.00	Music Arts Enterprises
Rack	Kaman	GTRDRAWER2U	1	89.00	89.00	Music Arts Enterprises
Cart Heavy Duty	Kaman	RR18RT	1	284.00	284.00	Music Arts Enterprises

### Section 3: Music & Art Equipment

	Nova High School	
	\$296,266.79	

Instrument Type	Brand Name	Model #	Quantity	Unit Price	Line Total	Vendor
Cover	QSC	E15COVER	2	75.00	150.00	Music Arts Enterprises
Cover	QSC	E18COVER	2	85.00	170.00	Music Arts Enterprises
Rack for Mixer	QSC	TMR	1	72.00	72.00	Music Arts Enterprises
Digital Speaker Proc	DBX	DRIVERACKPA2	1	384.00	384.00	Music Arts Enterprises
Cable Connectors	MAE	CABLE2XMAE	1	350.00	350.00	Music Arts Enterprises
Keyboard Case	Kaman	SKB1SKBR6020W	2	324.00	648.00	Music Arts Enterprises
Marching Bass Drum 22	Yamaha	MB8322AWCSH	1	991.12	991.12	All County Music
Marching Bass Drum 20	Yamaha	MB8320AWCSH	1	946.40	946.40	All County Music
Marching Euphonium	Yamaha	YEP202MS	3	2,376.00	7,128.00	All County Music
Marching Snare Drum	Yamaha	MS9314CHAWCSH	3	1,118.00	3,354.00	All County Music
Marching Quints	Yamaha	MQT68023AWCSH	2	1,546.48	3,092.96	All County Music
Marching Bass Drum 28	Yamaha	MB8328AWCSH	1	1,092.00	1,092.00	All County Music
Marching Bass Drum 26	Yamaha	MB8326AWCSH	1	1,061.84	1,061.84	All County Music
Marching Bass Drum 24	Yamaha	MB8324AWCSH	1	1,030.64	1,030.64	All County Music

### Section 3: Music & Art Equipment

	Park Ridge ES
	\$23,327.33

Instrument Type	Brand Name	Model #	Quantity	Unit Price	Line Total	Vendor
Djembe Small	Latin Percussion	LP713SB	2	54.99	109.98	All County Music
Djembe Large	Latin Percussion	LP713LB	2	159.99	319.98	All County Music
Congas	Latin Percussion	LPA647AW	1	449.10	449.10	All County Music
Music Stands Classic	Wenger	039E500	60	50.05	3,003.00	Wenger
Music Stand Cart	Wenger	039C203	3	416.25	1,248.75	Wenger
Choral Risers Tourmaster	Wenger	024H657	4	863.29	3,453.16	Wenger
Riser Backrail	Wenger	024G778	4	339.12	1,356.48	Wenger
Rack Violin/viola Pbl	Wenger	148J005.108	3	788.92	2,366.76	Wenger
Folio Cabinet Choral Pbl	Wenger	146M022.102	1	1,052.42	1,052.42	Wenger
Percussion Workstation Pbl	Wenger	147G001.111	1	1,988.85	1,988.85	Wenger
Flipforms Set of 4	Wenger	1801002	1	3,413.40	3,413.40	Wenger
Guitar 3/4 w.bag	Yamaha	JR1	18	107.50	1,935.00	All County Music
Recorder	Yamaha	YRS24B	100	5.00	500.00	All County Music
Mallets Brass	Musser	MUS122	2	21.95	43.90	All County Music
Mallets Hard Yarn	Innovative Percussion	F2	2	21.00	42.00	All County Music
Mallets Yarn	Innovative Percussion	F1IP	2	21.00	42.00	All County Music
Mallets yarn	Innovative Percussion	F1.5	2	21.00	42.00	All County Music
Mallets Med	Mike Balter	MBB2	2	21.00	42.00	All County Music
Mallets Soft	Mike Balter	MBB3	2	21.00	42.00	All County Music
Mallets Hard	Innovative Percussion	F10	2	16.80	33.60	All County Music
Mallets Lexan	Ludwig	MUS123	2	31.95	63.90	All County Music
Djembe Small	Latin Percussion	LP713SB	2	54.99	109.98	All County Music
Djembe Large	Latin Percussion	LP713LB	2	159.99	319.98	All County Music
Congas	Latin Percussion	LPA647AW	1	449.10	449.10	All County Music
Sound System	Yamaha	STAGEPASS600I	1	899.99	899.99	All County Music

### Section 3: Music & Art Equipment

	Pioneer MS	
	\$99,899.00	

Instrument Type	Brand Name	Model #	Quantity	Unit Price	Line Total	Vendor
Alto Saxophone	Yamaha	YAS200AD	3	1,101.60	3,304.80	All County Music
Tenor Saxophone	Yamaha	YTS200AD	3	1,389.96	4,169.88	All County Music
Oboe training	Yamaha	YOB241	2	1,436.40	2,872.80	All County Music
Euphonium	Yamaha	YEP201	2	1,470.42	2,940.84	All County Music
Bass Clarinet training	Yamaha	YCL221II	3	1,872.72	5,618.16	All County Music
Flute training	Yamaha	YFL200AD	9	487.62	4,388.58	All County Music
Bb Clarinet wood	Yamaha	YCL400AD	10	932.58	9,325.80	All County Music
Flute intermediate	Yamaha	361H	3	974.16	2,922.48	All County Music
French Horn double	Conn	6D	3	2,200.18	6,600.54	All County Music
Marimba 4.3 Oct	Majestic	M6543P	1	4,079.44	4,079.44	All County Music
Xylophone 3.5 Oct	Majestic	X6535P	1	1,836.00	1,836.00	All County Music
Oboe Performing	Buffet	BC405220	1	2,809.22	2,809.22	All County Music
Baritone Saxophone	Yamaha	YBS52	2	4,484.24	8,968.48	All County Music
Euphonium	Jupiter	468L	3	1,223.60	3,670.80	All County Music
Euphonium 4 valve	Jupiter	JEP1000	3	1,442.00	4,326.00	All County Music
Tuba 3/4	Jupiter	378L	5	2,318.40	11,592.00	All County Music
Bassoon Performing	Fox	RENARD222	3	5,200.00	15,600.00	All County Music
Vibraphone 3 oct	Majestic	V6530S	1	2,673.00	2,673.00	All County Music
French Horn double	Conn	6D	1	2,200.18	2,200.18	All County Music

	Pompano Beach HS	
	\$299,992.51	

Instrument Type	Brand Name	Model #	Quantity	Unit Price	Line Total	Vendor
Conductor's System Instrumental	Wenger	236C001.103	1	2,404.11	2,404.11	Wenger
Choral Risers Tourmaster 3 step	Wenger	024H657	2	768.43	1,536.86	Wenger
Student Chairs 17.5" black	Wenger	936121	140	65.41	9,157.40	Wenger
Music stands	Wenger	039E500	140	53.41	7,477.40	Wenger
Xylophone	Majestic	X1535P	1	2,181.60	2,181.60	All County Music
Concert Bells 2.5 Oct	Majestic	B3525S	1	864.00	864.00	All County Music
Concert Bell Stand	Majestic	MRS25	1	318.60	318.60	All County Music
Euphonium Performing	Yamaha	YEP642SII	1	5,234.76	5,234.76	All County Music
Soprano Saxophone	Yamaha	YSS82Z	1	3,368.52	3,368.52	All County Music
Tenor Saxophone Performing	Yamaha	YTS62III	2	2,588.76	5,177.52	All County Music
Alto Saxophone Performing	Yamaha	YAS61III	2	2,488.86	4,977.72	All County Music
Baritone Saxophone Performing	Yamaha	YBS62	1	7,265.16	7,265.16	All County Music
Gong w/stand	Majestic	QGS36	1	708.00	708.00	All County Music
Cabasa Afuche	Latin Percussion	LP234A	1	42.70	42.70	All County Music
Shaker	Latin Percussion	LP440	1	20.70	20.70	All County Music
Cymbal Viennese 18"	Sabian	11820	1	534.00	534.00	All County Music
Trumpet Performing	Bach	180S37	4	1,855.56	7,422.24	All County Music
Clarinet Performing	Selmer	B16PRESENCE	4	2,824.38	11,297.52	All County Music
Trombone	Yamaha	YSL200AD	4	646.38	2,585.52	All County Music
Trumpet	Yamaha	YTR200AD	4	646.38	2,585.52	All County Music
Alto Saxophone	Yamaha	YAS200AD	2	1,124.28	2,248.56	All County Music
Flute	Yamaha	YFL200AD	4	498.42	1,993.68	All County Music
Piccolo	Yamaha	YPC32	2	733.86	1,467.72	All County Music
Flute Intermediate	Yamaha	YFL461HLPGP	2	1,651.86	3,303.72	All County Music
Keyboard Electronic	Yamaha	MOTIFXF8	1	3,231.20	3,231.20	All County Music
Bongos	Latin Percussion	LP1964	1	299.99	299.99	All County Music
Concert Bass Drum	Majestic	PBS3622	1	2,109.25	2,109.25	All County Music
Chimes Concert	Majestic	C1618B	1	4,480.00	4,480.00	All County Music
Tympani Set of 4	Majestic	MO04A	1	10,740.95	10,740.95	All County Music
Drum Throne	Ludwig	LAP51TH	1	149.40	149.40	All County Music
Pedal, Bass drum	Ludwig	LAP15FP	1	147.00	147.00	All County Music

	Pompano Beach HS	
	\$299,992.51	

Instrument Type	Brand Name	Model #	Quantity	Unit Price	Line Total	Vendor
Hi Hat stand	Ludwig	LAP16HH	1	255.00	255.00	All County Music
Snare Stand	Ludwig	LAP22SS	1	135.00	135.00	All County Music
Cymbal Stand boom	Ludwig	LAP37BCS	1	147.00	147.00	All County Music
Cymbal Stand	Ludwig	LAP27CS	2	131.40	262.80	All County Music
Snare drum 14x5	Ludwig	LS401XXON	1	435.00	435.00	All County Music
Snare drum	Ludwig	L8424AXON	1	2,424.00	2,424.00	All County Music
Maracas	Latin Percussion	LP281	1	22.99	22.99	All County Music
Tambourine	Grover	T2BC	1	171.95	171.95	All County Music
Cowbell	Latin Percussion	LP009	1	55.99	55.99	All County Music
Triangle Mallets	Danmar	D506	1	15.04	15.04	All County Music
Triangle 8"	Grover	TRB8	1	42.70	42.70	All County Music
Chime Hammer	Musser	M336	1	25.90	25.90	All County Music
Cymbal 20"	Sabian	12020	1	614.00	614.00	All County Music
Mallets Timpani	Vic Firth	VFT1	2	36.00	72.00	All County Music
Cymbal Pads	Sabian	61001	8	17.95	143.60	All County Music
Cymbal Straps	Sabian	61002	8	12.95	103.60	All County Music
Bass Bow	Eastman	BB40F	2	254.10	508.20	All County Music
Metronome	Dr. Beat	DB90	2	179.00	358.00	All County Music
Mouthpiece Sopr. Saxophone	Selmer	S401C1	1	137.95	137.95	All County Music
Ligature Sopr. Sax	Rovner	1RVS	1	24.95	24.95	All County Music
Rosin, Bass	Pops	PBR	4	9.73	38.92	All County Music
Rosin, Cello	Supersensitive	9251	6	12.20	73.20	All County Music
Rosin, Violin	Supersensitive	9250	26	12.20	317.20	All County Music
Shoulder Rest Viola	Kun	K400	10	40.42	404.20	All County Music
Shoulder Rest Violin	Kun	K300	16	37.62	601.92	All County Music
Strings Bass	Thomastic	19644	4	360.50	1,442.00	All County Music
Strings Cello	Thomastic	14744	6	249.55	1,497.30	All County Music
Strings Violin	Thomastic	141	10	110.95	1,109.50	All County Music
Strings dominant	Thomastic	13544	16	81.20	1,299.20	All County Music
Mallets Rubber	Vic Firth	M188	4	38.95	155.80	All County Music
Mallets Marimba Med	Vic Firth	M186	4	40.45	161.80	All County Music

### Section 3: Music & Art Equipment

	Pompano Beach HS	
	\$299,992.51	

Instrument Type	Brand Name	Model #	Quantity	Unit Price	Line Total	Vendor
Mallets Vibe Soft Yarn	Vic Firth	M185	4	38.95	155.80	All County Music
Mallets	Vic Firth	M172	4	41.00	164.00	All County Music
Mallets Marimba	Vic Firth	M171	4	31.50	126.00	All County Music
Mallets hard	Musser	M23	4	31.60	126.40	All County Music
Mallets Rubber yellow	Musser	M1	4	24.25	97.00	All County Music
Mallets Rubber red	Musser	M2	4	24.25	97.00	All County Music
Mallets Rubber gray	Musser	M4	4	24.25	97.00	All County Music
Mallets Timpani	Vic Firth	VFT3	2	36.00	72.00	All County Music
Mallet Gong	Vic Firth	GB4	1	55.00	55.00	All County Music
Stick Bag	Ace	DSB1B	6	10.40	62.40	All County Music
Keyboard Stand	Stageline	KS11	1	69.99	69.99	All County Music
Mouthpiece Trumpet	System Blue	3513C	8	56.00	448.00	All County Music
Mouthpiece Euphonium	System Blue	SBEU	8	102.90	823.20	All County Music
Mouthpiece Mellophone	System Blue	SBME	8	88.20	705.60	All County Music
Mouthpiece Tuba	Conn	120S	4	79.00	316.00	All County Music
Ligature Bari Sax	Rovner	3R	3	25.95	77.85	All County Music
Ligature Tenor Sax	Rovner	2R	4	25.95	103.80	All County Music
Ligature Alto Sax	Rovner	1RL	6	25.95	155.70	All County Music
Ligature Bass Cl	Rovner	3RL	3	25.95	77.85	All County Music
Ligature Clarinet	Rovner	1R	8	25.95	207.60	All County Music
Mouthpiece Bari Sax	Selmer	S405C1	2	258.95	517.90	All County Music
Mouthpiece Tenor Sax	Selmer	S404C1	4	198.95	795.80	All County Music
Mouthpiece Alto Sax	Selmer	S402C1	6	157.95	947.70	All County Music
Mouthpiece Bass Cl	Vandoren	CM344	3	188.95	566.85	All County Music
Mouthpiece Clarinet	Vandoren	CM308	8	96.95	775.60	All County Music
Practice Pad Perc.	Realfeel	RF12D	20	41.99	839.80	All County Music
Bass Mic	Barcus Berry	B3150	1	277.00	277.00	All County Music
Sleigh Bells	Latin Percussion	CP374	1	41.99	41.99	All County Music
Bell Tree	Latin Percussion	LP450	1	315.00	315.00	All County Music
Slapstick	Toca	T2501	1	28.70	28.70	All County Music
Cymbals 18" marching	Sabian	21822	4	396.00	1,584.00	All County Music



### Section 3: Music & Art Equipment

	Pompano Beach HS	
	\$299,992.51	

Instrument Type	Brand Name	Model #	Quantity	Unit Price	Line Total	Vendor
Cymbal Stand	Gibraltar	7614	1	87.50	87.50	All County Music
Cymbal Suspended 20"	Sabian	2089	1	232.50	232.50	All County Music
Marching Perc	Remo	KS021400	4	53.95	215.80	All County Music
Marching Perc	Remo	KL0214SA	4	51.95	207.80	All County Music
Mallets	Vic Firth	SRH	4	9.50	38.00	All County Music
Crimplock	Remo	PS0306MP	3	21.14	63.42	All County Music
Crimplock Clear	Remo	PS0308MP	3	22.65	67.95	All County Music
Crimplock Batter Clear	Remo	PS0310MP	3	24.08	72.24	All County Music
Crimplock Batter 12"	Remo	PS0312MP	3	25.55	76.65	All County Music
Crimplock Batter 13"	Remo	PS0313MP	3	26.18	78.54	All County Music
Crimplock Batter 14"	Remo	PS0314MP	1	28.00	28.00	All County Music
Crimplock Emperor 18"	Remo	BB1218MP	2	40.00	80.00	All County Music
Crimplock Emperor 20"	Remo	BB1220MP	2	51.65	103.30	All County Music
Crimplock Emperor 22"	Remo	BB1222MP	2	55.96	111.92	All County Music
Crimplock Emperor 24"	Remo	BB1224MP	2	58.80	117.60	All County Music
Mallets Marching Bass	Vic Firth	MB1H	2	38.50	77.00	All County Music
Mallets Marching Bass	Vic Firth	MB2H	2	41.58	83.16	All County Music
Mallets Marching Bass	Vic Firth	MB3H	2	49.11	98.22	All County Music
Mallets Marching Bass	Vic Firth	MB4H	2	54.67	109.34	All County Music
Mallets Marching Tenor	Vic Firth	MT1A	6	32.73	196.38	All County Music
Marching Bass Drum 28"	Yamaha	MB8328FWC	1	841.36	841.36	All County Music
Marching Bass Drum 26"	Yamaha	MB8326FWC	1	811.20	811.20	All County Music
Marching Bass Drum 24"	Yamaha	MB8324FWC	1	780.00	780.00	All County Music
Marching Bass Drum 22"	Yamaha	MB8322FWC	1	740.48	740.48	All County Music
Marching Bass Drum 18"	Yamaha	MB8318FWC	1	664.56	664.56	All County Music
Marching Quints	Yamaha	MQT60234FWC	3	1,384.24	4,152.72	All County Music
Marching Snare	Yamaha	MS9314FWC	4	762.32	3,049.28	All County Music
Concert Snare	Majestic	MPS1465MB	1	722.75	722.75	All County Music
Concert Toms 10,12	Majestic	CTS1012S	1	330.40	330.40	All County Music
Concert Toms 13,14	Majestic	CTS1314S	1	371.70	371.70	All County Music
Marimba 4.6 Oct.	Majestic	M1646P	1	6,439.50	6,439.50	All County Music

### Section 3: Music & Art Equipment

	Pompano Beach HS	
	\$299,992.51	

Instrument Type	Brand Name	Model #	Quantity	Unit Price	Line Total	Vendor
Vibraphone 3 oct	Majestic	V1530S	1	3,809.70	3,809.70	All County Music
Tuba 4 valve Rotary	Yamaha	YBB641	2	6,999.00	13,998.00	All County Music
Trombone	King 3B	2103	1	1,543.76	1,543.76	All County Music
Bass Trombone Pro	Yamaha	YBL620G	1	3,075.84	3,075.84	All County Music
Trombone F/att Pro	Conn	88HO	2	1,838.62	3,677.24	All County Music
French Horn Dbl Pro	Conn	8D	2	3,126.62	6,253.24	All County Music
French Horn Dbl Int	Conn	6D	4	2,200.18	8,800.72	All County Music
Sousaphone	King	2350WSP	4	5,150.62	20,602.48	All County Music
Marching Euphonium	King	SB30SP	4	2,656.80	10,627.20	All County Music
Mellophone	King	SB20SP	6	1,557.60	9,345.60	All County Music
Trumpet Int.	Jupiter	1100S	5	943.00	4,715.00	All County Music
Tenor Saxophone Performing	Selmer	STS280R	2	1,980.33	3,960.66	All County Music
Alto Saxophone Performing	Selmer	SAS280R	4	1,705.44	6,821.76	All County Music
Oboe Training	Yamaha	YOB241	2	1,465.56	2,931.12	All County Music
Oboe Performing	Fox	FOX335	1	3,570.00	3,570.00	All County Music
Bassoon Performing	Fox	RENARD222	2	5,200.00	10,400.00	All County Music
Bass Clarinet	Yamaha	YCL221II	2	1,872.72	3,745.44	All County Music
Clarinet Training	Yamaha	YCL200AD	4	522.10	2,088.40	All County Music
Piccolo Performing	Yamaha	YPC62R	1	1,958.04	1,958.04	All County Music
Flute Performing	Powell	PSP75CL	2	2,585.00	5,170.00	All County Music
Microphone	Peavey	578000	1	49.99	49.99	All County Music
Cable 20'	CBI	W201R	2	20.30	40.60	All County Music
Cable 30'	CBI	W30	1	21.00	21.00	All County Music
Harmony Director Keyboard	Yamaha	HD200SBKIT	1	950.00	950.00	All County Music
PA System	Stagepass	STAGEPASS600I	1	899.99	899.99	All County Music
Amplifyer Keyboard	Peavey	KB3	1	299.99	299.99	All County Music
Amplifyer Guitar	Peavey	BANDIT112	1	349.99	349.99	All County Music
Amplifyer Bass	Peavey	MAX115	1	299.99	299.99	All County Music
Bass Guitar	Peavey	GRIND4BXP	1	499.99	499.99	All County Music
Electric Guitar	Peavey	JF1EXP	1	429.99	429.99	All County Music
Violin 4/4	Eastman	VL80ST44	16	307.20	4,915.20	All County Music

### Section 3: Music & Art Equipment

	Pompano Beach HS	
	\$299,992.51	

Instrument Type	Brand Name	Model #	Quantity	Unit Price	Line Total	Vendor
Viola 16"	Eastman	VA80ST16	10	373.50	3,735.00	All County Music
Cello 4/4	Eastman	VC80ST	6	669.00	4,014.00	All County Music
String Bass 3/4	Eastman	VB80ST34	4	1,447.50	5,790.00	All County Music
Conductor's Stand	Mahassett	AC54	1	141.75	141.75	All County Music
Concert Toms 6,8	Majestic	CTS68S	1	295.00	295.00	All County Music

### Section 3: Music & Art Equipment

	<b>Sawgrass Springs MS</b>
	<b>\$99,995.01</b>

Instrument Type	Brand Name	Model #	Quantity	Unit Price	Line Total	Vendor
Tuba 4/4	Yamaha	YBB321SWC	4	5,487.48	21,949.92	ACM
Tuba 3/4	Yamaha	YBB105WC	6	2,843.64	17,061.84	ACM
Cello 4/4	Eastman	VC80ST44	7	669.00	4,683.00	ACM
Bass Clarinet	Yamaha	YCL221II	2	1,872.72	3,745.44	ACM
Viola 14"	Eastman	VA80ST14	8	373.50	2,988.00	ACM
Baritone Saxophone	Yamaha	YBS62	1	7,265.16	7,265.16	ACM
Viola 15"	Eastman	VA100ST15	5	373.50	1,867.50	ACM
Bassoon	Fox	RENARD222	2	5,200.00	10,400.00	ACM
Violin 4/4	Eastman	VL80ST44	14	307.50	4,305.00	ACM
Trombone Performing	Conn	88HO	5	1,838.62	9,193.10	ACM
Violin 3/4	Eastman	VL80ST34	6	307.50	1,845.00	ACM
Tenor Saxophone	Yamaha	YTS62III	1	2,588.76	2,588.76	ACM
String Bass 1/2	Eastman	VB80ST12	1	1,447.50	1,447.50	ACM
Soprano Saxophone	Yamaha	YSS82Z	1	3,368.52	3,368.52	ACM
String Bass 3/4	Eastman	VB80ST34	1	1,447.50	1,447.50	ACM
Riser Backrails	Wenger	024G778	6	376.93	2,261.58	Wenger
Music Stands classic 50	Wenger	039E500	63	54.83	3,454.29	Wenger
Moutpiece Clarinet	Vandoren B45	CM308	1	96.95	96.95	ACM
Ligature Clarinet	Rovner	1R	1	25.95	25.95	ACM

### Section 3: Music & Art Equipment

	<b>Seminole MS</b>	
	<b>\$99,989.80</b>	

Instrument Type	Brand Name	Model #	Quantity	Unit Price	Line Total	Vendor
Trombone Performing	Conn	88HO	1	1,836.62	1,836.62	All County Music
Trombone Performing	King	608F	2	1,225.00	2,450.00	All County Music
Tuba 3/4	Houlton	BB450	12	2,345.77	28,149.24	All County Music
Euphonium	Yamaha	YEP201	9	1,470.42	13,233.78	All County Music
French Horn Dbl	Conn	6D	8	2,200.18	17,601.44	All County Music
Trumpet	Yamaha	YTR2330C	4	625.00	2,500.00	All County Music
Alto Saxophone	Yamaha	YAS200AD	4	1,124.28	4,497.12	All County Music
Bass Clarinet	Yamaha	YCL221II	3	1,872.72	5,618.16	All County Music
Bassoon	Fox	MODEL41	4	4,500.00	18,000.00	All County Music
Oboe	Yamaha	YOB241	4	1,456.56	5,826.24	All County Music
Mouthpiece, French Horn	Farcas	H2850MDC	4	58.10	232.40	All County Music
Moutpiece Trumpet	Bach	A02-TR7C	2	22.40	44.80	All County Music

	<b>Sunrise MS</b>	
	<b>\$99,999.43</b>	

Instrument Type	Brand Name	Model #	Quantity	Unit Price	Line Total	Vendor
Clarinet Wood	Yamaha	YCL400AD	4	951.48	3,805.92	All County Music
Flute training	Yamaha	YFL200AD	7	498.42	3,488.94	All County Music
Amplifyer	Peavey	BANDIT112	1	349.99	349.99	All County Music
Amplifyer Bass	Peavey	MAX115	1	299.99	299.99	All County Music
Amplifyer Keyboard	Peavey	KB3	1	299.99	299.99	All County Music
Alto Saxophone Training	Yamaha	YAS200AD	3	1,124.28	3,372.84	All County Music
Trumpet Performing	Bach	180S37	1	1,855.56	1,855.56	All County Music
Flute Intermediate	Yamaha	YFL461HLPGP	2	1,651.86	3,303.72	All County Music
Bassoon	Fox	RENARD222	2	5,600.00	11,200.00	All County Music
Marimba	Majestic	M6534H	1	4,752.00	4,752.00	All County Music
Granite Blocks w/mount	Latin Percussion	LP1210	1	234.50	234.50	All County Music
PA Soundsystem	Yamaha	STAGEPASS600I	1	899.99	899.99	All County Music
Keyboard Stand dbl tier	Stageline	KS410B	1	217.00	217.00	All County Music
Keyboard Bench	Stageline	KB40	1	37.10	37.10	All County Music
Wind Chimes double row	Treeworks	TRE23DB	1	175.00	175.00	All County Music
Woodblock lg w/striker	Latin Percussion	LPA211	1	16.80	16.80	All County Music
Woodblock sm w/stiker	Latin Percussion	LPA210	1	14.00	14.00	All County Music
Triangle Holder	Danmar	DAN20B	2	23.00	46.00	All County Music
Triangle 8" w.beater	Treeworks	TREHS08	1	46.20	46.20	All County Music
Triangle 6" w.beater	Treeworks	TREHS06	1	35.00	35.00	All County Music
Tambourine	Latin Percussion	CP380	1	16.10	16.10	All County Music
Shaker 5"	Rhythm Tech	RT2015	1	11.87	11.87	All County Music
Quiro	Latin Percussion	LP243	1	46.90	46.90	All County Music
Finger Cymbals	Treeworks	FC02	1	23.80	23.80	All County Music
Cowbell Timbale	Latin Percussion	LP205	1	41.99	41.99	All County Music
Tuba Performing	Yamaha	YBB641	2	6,999.00	13,998.00	All County Music
Cymbal Stand Boom	Gibraltar	9609BT	1	147.60	147.60	All County Music
Cymbal Suspended 20"	Sabian	22023	1	232.50	232.50	All County Music
Cymbal Suspended 18"	Sabian	21889	1	198.00	198.00	All County Music
Cymbal Suspended 16"	Sabian	21689	1	169.00	169.00	All County Music
Cymbal Stand Concert	Gibraltar	7614	1	87.50	87.50	All County Music

### Section 3: Music & Art Equipment

	Sunrise MS	
	\$99,999.43	

Instrument Type	Brand Name	Model #	Quantity	Unit Price	Line Total	Vendor
Bass Drum Stand	Majestic	FBS2840	1	79.65	79.65	All County Music
Trombone w/F Attach	King	608F	4	1,250.74	5,002.96	All County Music
French Horn Performing	Conn	8D	2	3,126.62	6,253.24	All County Music
Oboe Performing	Fox	FOX335	1	3,570.00	3,570.00	All County Music
Bell Kit	Mapex	MPK32PC	3	247.80	743.40	All County Music
Oboe Training	Yamaha	YOB241	1	1,465.56	1,465.56	All County Music
Bag, Bass	EMD	STB10UBPACK	1	33.60	33.60	All County Music
Bass, Electric Sunburst	Peavey	3018100	1	169.99	169.99	All County Music
Tuba Intermediate	Yamaha	YBB321WC	2	5,162.94	10,325.88	All County Music
Baritone Saxophone	Conn-Selmer	SBS280R	1	4,381.41	4,381.41	All County Music
Euphonium	Yamaha	YEP201	5	1,470.42	7,352.10	All County Music
Trombone Training	Yamaha	YSL200AD	7	646.38	4,524.66	All County Music
Tenor Saxophone	Yamaha	YTS200AD	4	1,418.58	5,674.32	All County Music
Music Stand/Rack	Manhasset	AC94R	2	399.00	798.00	All County Music
Mouthpiece, clarinet	Vandoren	B45	1	96.95	96.95	All County Music
Ligature, Clarinet	Rovner	1R	1	25.95	25.95	All County Music
Reeds, Oboe	201	201M	4	15.99	63.96	All County Music
Oil, Valve	Speedoil	DV500	8	1.75	14.00	All County Music

## Section 3: Music & Art Equipment

	Tequesta Trace	
	\$99,996.17	

Instrument Type	Brand Name	Model #	Quantity	Unit Price	Line Total	Vendor
Trap Table	Yamaha	YGS100	1	327.60	327.60	ACM
Clarinet Performing	Yamaha	YCL650	1	1,402.92	1,402.92	ACM
Electric Bass	Peavey	GRIND4BXP	1	499.99	499.99	ACM
Timbales	Latin Percussion	LP257B	1	585.60	585.60	ACM
Drum Set	Yamaha	GM2F56WU	1	780.00	780.00	ACM
String Bass 3/4	Eastman	VB80ST34	1	1,447.50	1,447.50	ACM
Tuba	Besson	BE1000	6	2,352.44	14,114.64	ACM
Tuba 4 valve	Jinbao	JBBB-534L	4	2,400.00	9,600.00	Summer Arts
Trombone	King	608F	2	1,250.74	2,501.48	ACM
Bass Trombone	Conn	CG Conn	1	2,639.00	2,639.00	ACM
French Horn	Conn	8D	3	3,126.62	9,379.86	ACM
Tenor Saxophone	Selmer	STS280R	2	1,980.33	3,960.66	ACM
Baritone Saxophone	Selmer	SBS280R	2	4,381.41	8,762.82	ACM
Bass Clarinet	Yamaha	YCL221II	3	1,872.72	5,618.16	ACM
Bassoon	Fox	RENARD	2	5,200.00	10,400.00	ACM
Bass Drum Concert	Majestic	1262.6	1	1,262.60	1,262.60	ACM
Euphonium 4valve	Yamaha	YEP231S	2	2,077.92	4,155.84	ACM
Euphonium 3 Valve	Yamaha	YEP201	3	1,470.42	4,411.26	ACM
Trombone	Yamaha	YSL200AD	2	646.38	1,292.76	ACM
Trumpet Int	Conn-Selmer	52BSP	3	1,074.10	3,222.30	ACM
Flute Int	Yamaha	YFL461HLPGP	1	1,651.86	1,651.86	ACM
Oboe	Fox	335	1	3,570.00	3,570.00	ACM
Flute Training	Yamaha	FL200AD	2	498.42	996.84	ACM
Clarinet Training	Yamaha	YCL200AD	2	522.18	1,044.36	ACM
Piccolo	Yamaha	YPC32	1	733.86	733.86	ACM
Claves	Latin Percussion	LP261	2	51.98	103.96	ACM
Steel Pan Set	Vista Pan	PANSET1	1	3,295.00	3,295.00	Vista
Low C Lead pan	Vista Pan	LOWC	1	780.00	780.00	Vista
Chrome Pan	Vista Pan	CHROME	1	485.00	485.00	Vista
Cases Pan	Vista Pan	CASE/LEAD/DBL	1	476.00	476.00	Vista
Mouthpiece French Hom	Farcas	H2850MDC	3	58.10	174.30	ACM



### Section 3: Music & Art Equipment

	Tequesta Trace	
	\$99,996.17	

Instrument Type	Brand Name	Model #	Quantity	Unit Price	Line Total	Vendor
Mouthpiece Clarinet	VandorenB45	CM308	2	96.95	193.90	ACM
Clarinet Ligature	Rovner	1R	2	25.95	51.90	ACM
Mouthpiece Trumpet	Bach	3513C	1	56.00	56.00	ACM
Trumpet Straight Mute	Humes Berg	HB101	1	18.20	18.20	ACM

### Section 3: Music & Art Equipment

	<b>Westglades</b>	
	<b>\$99,992.17</b>	

Instrument Type	Brand Name	Model #	Quantity	Unit Price	Line Total	Vendor
Keyboard Harmony Director	Yamaha	HD200SKIT	1	995.00	995.00	ACM
Concert Toms 15-16"	Majestic	CTS1516S	1	418.90	418.90	ACM
Concert Bass Drum	Majestic	MFCB4018	1	1,770.00	1,770.00	ACM
Bassoon	Fox	MODEL41	1	4,600.00	4,600.00	ACM
Bass Clarinet	Yamaha	YCL221II	2	1,872.72	3,745.44	ACM
Baritone Saxophone	Conn-Selmer	SBS280R	1	4,381.41	4,381.41	ACM
Trombone w/F attach	King	608F	5	1,250.74	6,253.70	ACM
Euphonium	Yamaha	YEP201	4	1,470.42	5,881.68	ACM
Euphonium 4 valve	Yamaha	YEP321	4	1,840.32	7,361.28	ACM
Tuba 3/4	Holton	BB450	8	2,345.77	18,766.16	ACM
Tuba 4/4	Yamaha	YBB201WC	4	4,611.06	18,444.24	ACM
Tuba 4/4 Nickle	Yamaha	YBB321WC	4	5,162.84	20,651.36	ACM
Viola 14"	Eastman	VA80ST14	4	373.50	1,494.00	ACM
Violin 3/4	Eastman	VL80ST34	4	307.50	1,230.00	ACM
Violin 4/4	Eastman	VL80ST44	4	307.50	1,230.00	ACM
Cello 4/4	Eastman	VC80ST	4	669.00	2,676.00	ACM
Clarinet Reed	Rico	RCA1025	2	19.20	38.40	ACM
Alto Saxophone Reed	Rico	RJA1025	2	27.30	54.60	ACM

	<b>Westpine MS</b>	
	<b>\$99,990.93</b>	

Instrument Type	Brand Name	Model #	Quantity	Unit Price	Line Total	Vendor
Electric Bass	Peavey	GRIND4BXP	1	499.99	499.99	ACM
Amplifier Bass	Peavey	MAX115	1	349.99	349.99	ACM
Concert Toms	Majestic	CTS1012S	1	342.20	342.20	ACM
Snare Drum	Majestic	MCS1465MA	2	424.80	849.60	ACM
Snare Stand	Majestic	XS750A	2	112.10	224.20	ACM
Concert Bells	Majestic	B3525S	1	912.60	912.60	ACM
Piccolo	Yamaha	YPC32	1	733.86	733.86	ACM
Flute	Yamaha	YFL200AD	8	498.42	3,987.36	ACM
Flute Intermediate	Yamaha	YFL361HLPGP	4	1,058.94	4,235.76	ACM
Oboe	Yamaha	YOB241	2	1,456.56	2,913.12	ACM
Bassoon	Fox	MODEL41	1	4,600.00	4,600.00	ACM
Clarinet	Yamaha	YCL200AD	9	522.18	4,699.62	ACM
Clarinet Wood	Yamaha	YCL400AD	5	951.48	4,757.40	ACM
Bass Clarinet	Yamaha	YCL221II	3	1,872.72	5,618.16	ACM
Alto Saxophone	Yamaha	YAS200AD	4	1,124.28	4,497.12	ACM
Tenor Saxophone	Yamaha	YTS200AD	4	1,418.58	5,674.32	ACM
Baritone Saxophone	Conn Selmer	SBS280R	1	4,381.41	4,381.41	ACM
Trumpet	Yamaha	YTR200AD	8	646.38	5,171.04	ACM
Cornet SP	King	605WSP	4	769.12	3,076.48	ACM
Trombone	Yamaha	YSL200AD	8	646.38	5,171.04	ACM
French Horn Sgl	Conn	14D	4	1,615.04	6,460.16	ACM
Euphonium	Yamaha	YEP321S	4	2,077.92	8,311.68	ACM
Tuba 3/4	Yamaha	YBB105WC	4	2,843.64	11,374.56	ACM
Tuba 4/4	Yamaha	YBB321SWC	2	5,487.48	10,974.96	ACM
Mouthpiece French H	Farcas	H2850MDC	3	58.10	174.30	ACM

### Section 3: Music & Art Equipment

	<b>Young, Walter C. MS</b>	
	<b>\$99,992.76</b>	

Instrument Type	Brand Name	Model #	Quantity	Unit Price	Line Total	Vendor
Music Cabinets	Wenger	250A001.193	3	1,539.66	4,618.98	Wenger
Music Cabinets	Wenger	250A004.187	3	1,525.69	4,577.07	Wenger
Music Cabinets	Wenger	250A005.188	7	1,643.97	11,507.79	Wenger
Music Cabinets	Wenger	250A010.188	2	1,189.12	2,378.24	Wenger
Music Cabinets	Wenger	250A011.192	4	1,283.10	5,132.40	Wenger
Music Cabinets	Wenger	250A912.176	2	1,675.39	3,350.78	Wenger
Music Cabinets	Wenger	250A013.142	1	1,126.27	1,126.27	Wenger
Music Cabinets	Wenger	250A915.183	5	1,652.10	8,260.50	Wenger
Viola 14"	Eastman	VA80ST14	4	373.50	1,494.00	ACM
Viola 15"	Eastman	VA80ST15	7	373.50	2,614.50	ACM
Violin 3/4	Eastman	VL80ST34	8	307.50	2,460.00	ACM
Violin 4/4	Eastman	ML80ST44	18	307.50	5,535.00	ACM
Cello 4/4	Eastman	VC80ST	1	669.00	669.00	ACM
Drum Set	Yamaha	GM2F56WU	1	780.00	780.00	ACM
Tenor Saxophone	Yamaha	YTS200AD	6	1,418.58	8,511.48	ACM
Clarinet	Yamaha	YCL200AD	14	522.18	7,310.52	ACM
Flute	Yamaha	YFL200AD	9	498.42	4,485.78	ACM
Trumpet	Yamaha	YTR200AD	15	646.38	9,695.70	ACM
French Horn	Yamaha	YHR567	2	2,590.38	5,180.76	ACM
Alto Saxophone	Yamaha	YAS200AD	2	1,124.28	2,248.56	ACM
Trombone	Yamaha	YSL200AD	6	646.38	3,878.28	ACM
Mouthpiece Clarinet	Vandoren B45	CM308	2	96.95	193.90	ACM
Choral Risers	Wenger	098D053	3	1,327.75	3,983.25	Wenger

**Visual Arts Department-Applied Learning Department  
Kiln Deployment Snapshot 10/17/2016****Current status:**

- Currently the kiln replacement plan is in effect replacing kilns on an as case-by-case basis for visual art programs that have a kiln that has been deemed “beyond economic repair” or a safety hazard by the Maintenance or the Safety Department. The kiln replacement plan has been in effect since 2014 and twenty-two (22) schools have been serviced with new kiln and equipment to this date. Six (6) schools have been serviced with new kiln equipment using SMART funding. Seven (7) schools are currently in the ordering process and two (2) schools are awaiting paperwork from work orders.
- A needs assessment form was send out to all school principals to inquire of the status of kiln equipment and as well visual art and ceramics/3-D programs. This needs assessment was meant to access information from schools about their current equipment or lack there of to see if the replacement program can expand to meet the needs to support delivery of art instruction in all schools. Data has been entered into a database with the survey response.
- A tiered system will be implemented based on the kiln assessment needs response data to support priority needs. The priority for ordering kilns is be as follows.
  1. Tier 1- Kiln is beyond repair and needs to be replaced.
  2. Tier 2- A certified visual art teacher is in place but no kiln is present at school site or an extra kiln is needed to support instruction (for larger high school programs). (kiln may have been removed in earlier years) Principal wants to reconstitute or continue ceramics programs.
  3. Tier 3- School is hiring a new teacher for the current year to reconstitute ceramics program. No kiln present at school site.
  4. Tier 4- School plans to build an art program in the future.
- Our overall goal remains to have operative and safe kilns in all schools to support delivery of art instruction.

### Art Equipment Kiln Program

Location Name	Number of Kilns	Art Dept Status 9/30/16 (See Legend)
Coral Glades HS	2	Closed
Horizon ES	1	Closed
Mc Nab ES	1	Closed
Rickards MS	2	Closed
Sheridan Park ES	1	Closed
Stirling ES	1	Closed
Park Springs ES	1	Ordered/In Process
Monarch HS	2	Ordered/In Process
Pompano Beach HS	2	Ordered/In Process
Ramblewood ES	1	Ordered/In Process
JP Taravella HS	1	Ordered/In Process
Stoneman Douglas HS	1	Ordered/In Process
Parkway MS	1	Ordered/In Process
Nova MS		Gap Analysis & Priority Initiated
Stranahan HS		Gap Analysis & Priority Initiated
Ft. Lauderdale HS		Gap Analysis & Priority Initiated
Cooper City HS		Gap Analysis & Priority Initiated

LEGEND FOR REPORTS	
Status Codes	
Gap Analysis & Priority Initiated	priority requested due to kiln survey results
In Process	requisition number issued and awaiting PO
Ordered	kiln/kiln furniture ordered and Requisition number assigned
Closing Out	orders are in process of closing out
Closed	project is complete



# Section 4

---

## Facilities Construction

Leo Bobadilla, Chief Facilities & Construction Officer

## OWNER'S REPRESENTATIVE AND COST/PROGRAM CONTROLS

The School Board of Broward County approved the agreements for both Owner's Representative and Cost and Program Controls Manager in August and September, 2015.

On August 18, 2015, The School Board approved a three-year agreement with Heery International for the execution of projects in the SMART Program.

Heery will provide program and project management expertise for the SMART Program, and will also enhance the District's efficiency by keeping the District current with the latest developments in management systems and practices. In addition, Heery will establish a central coordinated repository of data by implementing, maintaining, and upgrading management information systems appropriate for the District's projects, and will facilitate the efficient and effective use of information throughout the District's capital projects. Heery will also assist the District's senior management in establishing metrics that will identify areas where the Capital Improvement Program is functioning efficiently and areas that require improvement through benchmarking of best practices of project management on a local and national scale.

The Board also approved a three-year agreement with Atkins North America on September 16, 2015 as the Cost and Program Controls Manager. Atkins will manage all controls systems for all capital projects in the SMART Program, and will represent the District in identifying and resolving issues.

The Office of Facilities & Construction (OF&C) will provide oversight of the two companies and will work closely in the management of the Bond Program.





## EXECUTIVE SUMMARY

*“It is as important to do this work the right way, as it is to do it quickly”*  
 ... Superintendent Robert W. Runcie

### Phased Process = Project Success



The planning, design and implementation of the \$800 million bond program requires a well designed and coordinated implementation strategy. The success of the SMART Program will be optimized by a strategically phased delivery approach which takes into account the comprehensive needs, goals and objectives established for this significant undertaking.

In order to ensure the integrity and commitment made to the public, each project must undergo a systematic, six-phase progression from initiation to completion.

**Phase 1 – Planning**

**Phase 2 – Hire Design Team**

**Phase 3 – Design Project**

**Phase 4 - Hire Contractor/Vendor**

**Phase 5 – Implement Projects**

**Phase 6 – Improvement Complete**

The phased approach is also intended to the public better understand and chart the course that their school's project will undertake.

## EXECUTIVE SUMMARY (CONTINUED)

Significant progress continued to be made in the third quarter of 2016. A total of 21 Request For Qualifications (RFQ's), 17 design Professional Services Agreements (PSA's) and the Construction Contract for the Boyd Anderson High School Media Center renovations were approved by the Board during the period of July 1, 2016 to September 30, 2016.

The following is a summary of the various project phases that are being tracked:

### Dollar Volume

Phase 1 Planning	\$ 68.3 M (Last reported as \$77.8 M)
Phase 2 Hire Design Team	\$ 210.0 M (Last reported as \$187.7 M)
Phase 3 Design	\$ 159.2 M (Last reported as \$39.5 M)
Phase 4 Hire Contr./Vendor	\$ 14.4 M (Last reported as \$7.8 M)
Phase 5 Construction	\$ 9.2 M (Last reported as \$5.9 M)
Phase 6 Completed	<u>\$ 14.2 M (Last reported as \$13.8 M)</u>
	SUBTOTAL \$ 475.3 M
Not Started	<u>\$ 434.1 M</u>
	TOTAL \$ 909.4 M *

\* Revised totals based on ADEFP adopted 9/2017

In response to Florida TaxWatch and Bond Oversight Committee prior recommendations and requests, this quarterly report includes project level detailed information for all projects.

## Key Performance Index (KPI) Items:

KPI #1 was established to track and report on the percentage of projects that are underway.

KPI #1: 49% (Last reported as 21%)

KPI #2 was established to track and report on the percentage of schools with projects underway.

KPI #2: 70% (Last reported as 48%)

The District remains committed to work with committee members to establish additional KPI metrics going forward.

## EXECUTIVE SUMMARY (CONTINUED)

During the third quarter of 2016 Design Professionals began their scope validation phase to prepare for Project Charter Meetings that will commence in the forth quarter of 2016. The purpose of Project Charter Meetings is to review the current Adopted District Educational Facilities Plan and the 2014 Facility Condition Assessment information; clearly define the scope of the project; finalize Project Needs Statement and Objectives; develop Assumptions and Risks, Constraints and Dependencies for Site and Building Access, Scope, Materials, Equipment, including Academic Testing; identify any potential issues or concerns, and to establish high-level schedules, including frequency of meetings, reporting and responsibilities.

The Office of Facilities and Construction (OF&C), Atkins and Heery relocation to the Rock Island Administration Center has been completed. All parties have begun to benefit from day-to-day interaction and coordination on projects, maximizing the synergy that is necessary to execute the very important work of the SMART Program. Additionally, with the District's Building Department already housed at this location, further integration of processes can be realized for optimum success.

## COST & PROGRAM CONTROLS:

- Provide cost estimating and scheduling services on Board approved projects
- Update of the Master Program Schedule through September 2016.
- Collaborate in the negotiation of Professional Services Agreements for multiple Architectural Services.
- Collaborate in the negotiation of Construction Services Agreements for multiple Construction Management at Risk Services.
- Commence work for bi-annual market conditions review
- e-Builder: On-going project database loading
- SMART Program Website (<http://browardschools.com/Web/Smart-Needs>)

Next phase enhancements:

1. Update to new school district logo
2. Refine search function interface
3. Clarify definition of "Funding Year"
4. Define cutoff date for project status updates
5. Allow for printer friendly School Details webpage

The website will continue to be enhanced to meet stakeholder and Bond Oversight Committee needs.

## CONSTRUCTION MILESTONES

Aug. 2016 Const. Milestones:

On August 2, 2016 the Board approved the Construction Contract for the Boyd Anderson Media Center Renovations.

## CONSTRUCTION MILESTONES - LOOK AHEAD

Oct 2016 Const. Milestones:

Board approval of the Construction Contract for Riverglades Elementary 24 Classroom Addition.

## DESIGN MILESTONES

July 2016 Design Milestones:

On July 26, 2016 the Board approved Professional Service Agreements (PSA's) for the nine (9) SMART projects listed directly below. Authorization To Proceed (ATP) with design services for these projects are scheduled to occur in September 2016.

Coconut Creek High School

Coral Springs High School

Eagle Point Elementary School

Griffin Elementary School

Indian Ridge Middle School

Manatee Bay Elementary School

Margate Elementary School

Piper High School

Sheridan Hills Elementary School

## DESIGN MILESTONES

### Aug. 2016 Design Milestones:

On August 16, 2016 the Board approved Professional Service Agreements (PSA's) for the six (6) SMART projects listed directly below. Authorization To Proceed (ATP) with design services for these projects is scheduled to occur in October 2016.

Blanche Ely High School

James Rickards Middle School

Northeast High School

Quiet Waters Elementary School

Silver Trail Middle School

Stranahan High School

### Sept. 2016 Design Milestones:

On September 9, 2016 the Board approved the Professional Service Agreement (PSA) for Wingate Oaks Center.

On September 20, 2016 the Board approved the PSA for Ramblewood Elementary School.

Authorization To Proceed (ATP) with design services for these projects are scheduled to occur in November 2016.

## DESIGN MILESTONES – LOOK AHEAD

### Oct. 2016 Design Milestones:

Board approval of the Professional Services Agreements (PSA's) for seven (7) SMART projects as follows:

Dillard 6-12 School

Eagle Ridge Elementary School

Miramar Elementary School

Pompano Beach Elementary School

Pompano Beach Middle School

Sea Castle Elementary School

Tamarac Elementary School

## DESIGN MILESTONES – LOOK AHEAD (CONTINUED)

Nov. 2016 Design Milestones: Board approval of the Professional Services Agreements (PSA's) for three (3) SMART projects as follows:

Annabel C. Perry Elementary School  
Hollywood Park Elementary School  
Oakridge Elementary School

## QUARTERLY PROGRESS REPORT

July 2016: Eight (8) Requests for Qualifications (RFQ's) for Professional Design Services were approved by the Board on July 26, 2016:

Attucks Middle School  
Central Park Elementary School  
Hollywood Hills High School  
Nova High School  
Pasadena Lakes Elementary School  
Plantation Middle School \*  
New River Middle School \*  
Whiddon-Rogers Education Center \*

- **Only two (2) proposals were submitted in response to the original RFQ solicitation. This was less than the minimum number of three (3) proposals that are required to be evaluated pursuant to F.S. 287.055(4)(b) which states "The agency shall select in order of preference no fewer than three firms deemed to be the most highly qualified to perform the required services."**

Market research found that the broadcast and initial interest was equivalent to other advertisements. Conversations with familiar proposers determined the size and type of project was a major factor in the lack of interest and non-proposals due to the effort required to submit a proposal. Steps to resolve this issue in the future include a continued proactive outreach to potential proposers, further evaluation of Demand Star broadcast range and firm types and the reintroduction of procurements that involve multiple awards from a single RFQ advertisement.

## QUARTERLY PROGRESS REPORT (CONTINUED)

**August 2016:** A total of seven (7) Requests for Qualifications (RFQ's) for Professional Design Services were approved by the Board.

August 2, 2016:  
Cypress Bay High School

August 16, 2016:  
Lloyd Estates Elementary School  
McFatter Technical College  
Parkway Middle School  
Pioneer Middle School  
Tedder Elementary School  
West Hollywood Elementary School

**September 2016:** A total of six (6) Requests for Qualifications (RFQ's) for Professional Design Services were approved by the Board.

September 7, 2016:  
Charles Drew Elementary School  
Lauderhill 6-12 School

September 20, 2016:  
Driftwood Middle School  
Gulfstream Academy of Hallandale Beach \*  
Sunrise Middle School  
Westchester Elementary School

\* f.k.a. Hallandale Adult & Community Center

## SCHOOL CHOICE ENHANCEMENT PROJECTS

- The SMART Program includes school choice enhancement projects, which allow each school to direct \$100K towards schools enhancements selected by stakeholders at each campus.
- **YEAR 1: 82 projects are in progress with the following status:**
  - Completed - 2
  - Ready to Procure - 50 (last reported as 46)
  - Voting Process in Progress - 3 (last reported as 3)
  - Rejected Ballots - 1 (last reported as 1)
  - Approved Scope & Budget Evaluation – 6 (last reported as 8)
  - Pending OFC scope and budget approval – None (last reported as None)
  - Ballots Being Developed – 20 (last reported as 22)
  - Pending Response – None (last reported as None)
- **YEAR 2: 28 projects are in progress with the following status:**
  - Completed – 0
  - Ready to Procure - 10 (last reported as 6)
  - Voting Process in Progress – 2 (last reported as 3)
  - Rejected Ballots – None (last reported as None)
  - Approved Scope & Budget Evaluation – 6 (last reported as 5)
  - Pending OFC scope and budget approval – None (last reported as None)
  - Ballots Being Developed – 10 (last reported as 12)
  - Pending Response – None (last reported as None)
  - Gulfstream Middle and Hallandale Adult & Community Center – Remained on hold due to summer relocations
- **YEAR 3: 30 projects will commence ahead of schedule in the fourth quarter of 2017 (last reported to commence in January 2017)**
- **YEAR 4: 30 projects will commence in January 2018**
- **YEAR 5: 60 projects will commence in January 2019**

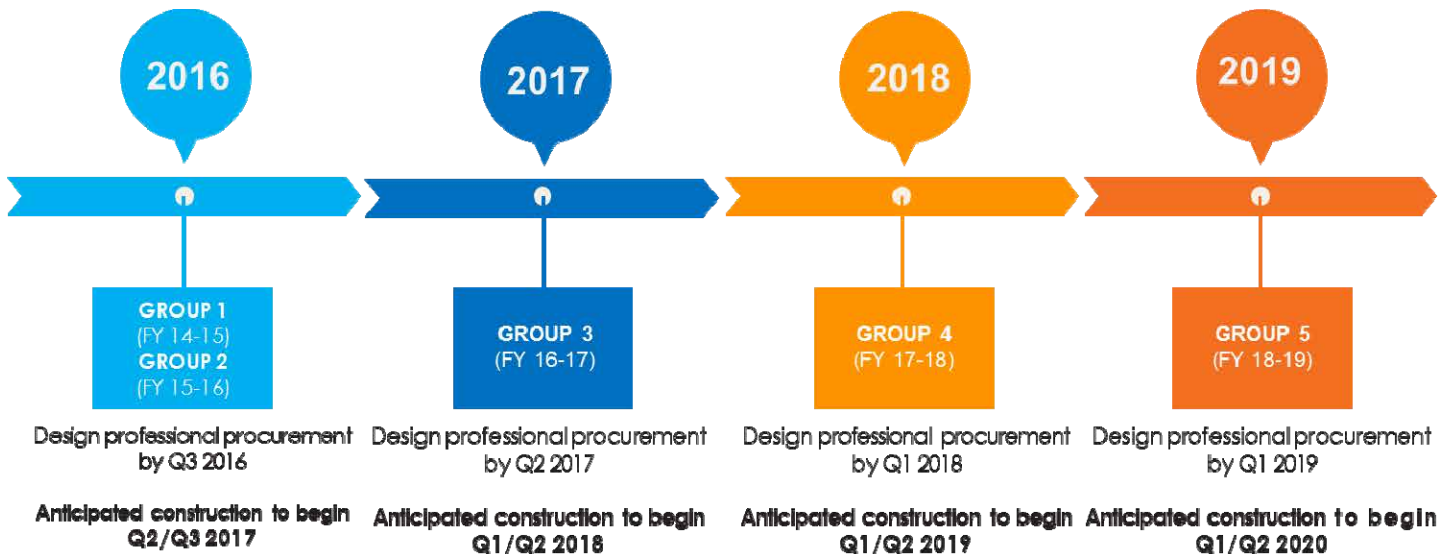


## GROUPING OF PROJECTS

The SMART Program is a large scale initiative that will take time to implement the right way and with integrity. A comprehensive assessment was undertaken in 2014 to identify the needs of each school and to determine the timeframe in which the projects would be funded and subsequently initiated. That assessment led to the Adopted District Educational Facilities Plan (ADEFP) document that is the basis on which voters supported the General Obligation Bond (GOB). As a result, the Board charged the Facilities and Construction team, the Owner Representative (Heery International) and the Program & Cost Controls Consultant (Atkins) with implementing the SMART initiative in accordance with the approved ADEFP.

Notwithstanding, we recognize that conditions and needs can evolve due to unforeseen circumstances. As such, continually reviewing projects and addressing individual situations is an important component of our management of the SMART Program, leading to changes and re-prioritization depending on the urgency and need.

We continue to work collaboratively with the Physical Plant Operations (PPO) team to identify any situations that have escalated and need immediate attention. Protocols and processes exist for PPO to engage the Facilities and Construction team when emergency repairs or replacement are required at any of our facilities. The situation is then evaluated and appropriate decisions are made to address the matter immediately.



## SMART BOND PHASING SCHEDULE

- GROUP 1 (FY 14/15):** Complete planning and begin procurement for design professional services prior to the end of the third quarter of 2016; Anticipated construction to begin – Q2/Q3 2017
- GROUP 2 (FY 15/16):** Complete planning and begin procurement for design professional services prior to the end of the third quarter of 2016; Anticipated construction to begin – Q2/Q3 2017
- GROUP 3 (FY 16/17):** Complete planning and begin procurement for design professional services prior to the end of the second quarter of 2017; Anticipated construction to begin – Q1/Q2 2018
- GROUP 4 (FY 17/18):** Complete planning and begin procurement for design professional services prior to the end of the first quarter of 2018; Anticipated construction to begin – Q1/Q2 2019
- GROUP 5 (FY 18/19):** Complete planning and begin procurement for design professional services prior to the end of the first quarter of 2019; Anticipated construction to begin – Q1/Q2 2020

## PROJECT UPDATE REPORTS

The following are summary reports (one page per school) for all projects in the SMART Program. Report format and content may continue to evolve to meet stakeholder, Bond Oversight Committee and Florida TaxWatch needs.

## Anderson, Boyd H. Senior High School



Project Information	
Street Address	3050 NW 41 STREET
	LAUDERDALE LAKES
Location Num	1741
Board District	5
Board Member	Dr. Rosalind Osgood
ADEFP Budget *	\$8,749,340

### SCHOOL PROJECTS \*\*

Scope	Phase	% of Phase	Comments
Renovation of the existing Media Center - Demolition phase	Complete	100%	Work Completed
Renovation of the existing Media Center - re-Construction Phase	Construction	5%	Scheduled Completion: Q3 2017
ADA renovations related to educational adequacy	Pending Start		Board approval to adv. design: 11/1/16
Bldg Envelope Impr. (Roof, Window, Ext Wall, etc.)	Pending Start		Board approval to adv. design: 11/1/16
HVAC Improvements	Pending Start		Board approval to adv. design: 11/1/16
Safety / Security Upgrade	Pending Start		Board approval to adv. design: 11/1/16
School Choice Enhancement	Pending Start		Process beginning: Q4 2016.
Single Point of Entry	Pending Start		Board approval to adv. design: 11/1/16
STEM Lab improvements	Pending Start		Board approval to adv. design: 11/1/16
Weight Room Renovation	Pending Start		Board approval to adv. design: 11/1/16

## Apollo Middle School



Project Information	
Street Address	6800 ARTHUR STREET
	HOLLYWOOD
Location Num	1791
Board District	1
Board Member	Ann Murray
ADEFP Budget *	\$7,508,000

### SCHOOL PROJECTS \*\*

Scope	Phase	% of Phase	Comments
Track Resurfacing	Construction	5%	
Bldg Envelope Impr. (Roof, Window, Ext Wall, etc.)	Pending Start		Planning Phase to begin: Q2 2018
Fire Sprinklers	Pending Start		Planning Phase to begin: Q2 2018
HVAC Improvements	Pending Start		Planning Phase to begin: Q2 2018
Media Center improvements	Pending Start		Planning Phase to begin: Q2 2018
Safety / Security Upgrade	Pending Start		Planning Phase to begin: Q2 2018
School Choice Enhancement	Pending Start		Process beginning: Q3 2018.
Single Point of Entry	Pending Start		Planning Phase to begin: Q2 2018

## Atlantic Technical College



Project Information	
Street Address	4700 COCONUT CREEK PARKWAY
	COCONUT CREEK
Location Num	2221
Board District	7
Board Member	Nora Rupert
ADEFP Budget *	\$10,340,400

### SCHOOL PROJECTS \*\*

Scope	Phase	% of Phase	Comments
Demolish existing canopy and install new Main Entrance Canopy at Building #1.	Complete	100%	Work Completed
Demolish existing roofing and tectum decking to bar joists on Bldg #8. Install ne	Complete	100%	Work Completed
Bldg Envelope Impr. (Roof, Window, Ext Wall, etc.)	Design	5%	Design underway
Fire Sprinklers	Design	5%	Design underway
IAQ Repairs - HVAC	Design	5%	Design underway
Media Center improvements	Design	5%	Design underway
School Choice Enhancement	Implementation	0%	Implementation Phase

## Atlantic Technical, Arthur Ashe, Jr Campus



Project Information	
Street Address	
Location Num	4702
Board District	7
Board Member	Nora Rupert
ADEFP Budget *	\$1,490,000

### SCHOOL PROJECTS \*\*

Scope	Phase	% of Phase	Comments
Install one mini split unit DX with 1 condenser and 3 evaporators.	Complete	100%	Work Completed
School Choice Enhancement	Complete	100%	Work Completed
Bldg Envelope Impr. (Roof, Window, Ext Wall, etc.)	Designer Procurement	20%	Design negotiations underway
Fire Alarm	Designer Procurement	20%	Design negotiations underway

## Atlantic West Elementary School



Project Information	
Street Address	301 NW 69 TERRACE
	MARGATE
Location Num	2511
Board District	7
Board Member	Nora Rupert
ADEFP Budget *	\$3,070,197

### SCHOOL PROJECTS \*\*

Scope	Phase	% of Phase	Comments
Safety / Ventilation	Complete	100%	Work Completed
Bldg Envelope Impr. (Roof, Window, Ext Wall, etc.)	Design	1%	Design underway
Fire Sprinklers	Design	1%	Design underway
HVAC Improvements	Design	1%	Design underway
Media Center improvements	Design	1%	Design underway
School Choice Enhancement	Planning		Scope selections underway

## Attucks Middle School



### Project Information

<b>Street Address</b>	3500 N 22 AVENUE
	HOLLYWOOD
<b>Location Num</b>	0343
<b>Board District</b>	1
<b>Board Member</b>	Ann Murray
<b>ADEFP Budget *</b>	\$4,826,903

### SCHOOL PROJECTS \*\*

Scope	Phase	% of Phase	Comments
Electrical Improvements	Designer Procurement	86%	QSEC for designer selection held: 9/30/16
Bldg Envelope Impr. (Roof, Window, Ext Wall, etc.)	Designer Procurement	0%	
Provide Fire Sprinkler Protection Install New Fire Alarm	Designer Procurement	86%	QSEC for designer selection held: 9/30/16
HVAC Improvements	Designer Procurement	86%	QSEC for designer selection held: 9/30/16
School Choice Enhancement	Implementation	85%	Implementation Phase
Media Center improvements	Pending Start		Planning Phase to begin: Q4 2017
Single Point of Entry	Pending Start		Planning Phase to begin: Q4 2017



## Bair Middle School



Project Information	
Street Address	9100 NW 21 MANOR
	SUNRISE
Location Num	2611
Board District	5
Board Member	Dr. Rosalind Osgood
ADEFP Budget *	\$1,998,000

### SCHOOL PROJECTS \*\*

Scope	Phase	% of Phase	Comments
Bldg Envelope Impr. (Roof, Window, Ext Wall, etc.)	Pending Start		Planning Phase to begin: Q4 2017
Fire Alarm	Pending Start		Planning Phase to begin: Q4 2017
HVAC Improvements	Pending Start		Planning Phase to begin: Q4 2017
Media Center improvements	Pending Start		Planning Phase to begin: Q4 2017
Safety / Security Upgrade	Pending Start		Planning Phase to begin: Q4 2017
School Choice Enhancement	Pending Start		Process beginning: Q3 2017.

## Banyan Elementary School



Project Information	
Street Address	8800 NW 50 STREET
	SUNRISE
Location Num	2001
Board District	5
Board Member	Dr. Rosalind Osgood
ADEFP Budget *	\$1,720,000

### SCHOOL PROJECTS \*\*

Scope	Phase	% of Phase	Comments
Bldg Envelope Impr. (Roof, Window, Ext Wall, etc.)	Designer Procurement	20%	Design negotiations underway
HVAC Improvements	Designer Procurement	20%	Design negotiations underway
School Choice Enhancement	Implementation	0%	Implementation Phase
Media Center improvements	Pending Start		Planning Phase to begin: Q4 2017
Single Point of Entry	Pending Start		Planning Phase to begin: Q4 2017

## Bayview Elementary School



Project Information	
Street Address	1175 MIDDLE RIVER DRIVE
	FORT LAUDERDALE
Location Num	0641
Board District	3
Board Member	Heather P. Brinkworth
ADEFP Budget *	\$2,073,000

### SCHOOL PROJECTS \*\*

Scope	Phase	% of Phase	Comments
HVAC Improvements - Split -Chiller Replacement (2)	Construction		
Bldg Envelope Impr. (Roof, Window, Ext Wall, etc.)	Designer Procurement	10%	Planning Phase to begin: Q3 2016
HVAC Improvements - Split - Balance of work	Designer Procurement	10%	Planning Phase to begin: Q3 2016
School Choice Enhancement	Pending Start		Process beginning: Q4 2016.

## Beachside Montessori Village



### Project Information

<b>Street Address</b>	2230 LINCOLN STREET
	HOLLYWOOD
<b>Location Num</b>	2041
<b>Board District</b>	1
<b>Board Member</b>	Ann Murray
<b>ADEFP Budget *</b>	\$441,000

### SCHOOL PROJECTS \*\*

Scope	Phase	% of Phase	Comments
School Choice Enhancement	Implementation	0%	Implementation Phase

## Bennett Elementary School



Project Information	
Street Address	1755 NE 14 STREET
	FORT LAUDERDALE
Location Num	0201
Board District	3
Board Member	Heather P. Brinkworth
ADEFP Budget *	\$2,119,000

### SCHOOL PROJECTS \*\*

Scope	Phase	% of Phase	Comments
Bldg Envelope Impr. (Roof, Window, Ext Wall, etc.)	Pending Start		Planning Phase to begin: Q2 2018
Fire Alarm	Pending Start		Planning Phase to begin: Q2 2018
HVAC Improvements	Pending Start		Planning Phase to begin: Q2 2018
Media Center improvements	Pending Start		Planning Phase to begin: Q2 2018
School Choice Enhancement	Pending Start		Process beginning: Q3 2018.

## Bethune, Mary M. Elementary School



Project Information	
Street Address	2400 MEADE STREET
	HOLLYWOOD
Location Num	0341
Board District	1
Board Member	Ann Murray
ADEFP Budget *	\$3,816,000

### SCHOOL PROJECTS \*\*

Scope	Phase	% of Phase	Comments
Replacement of building 6	Pending Start		Planning Phase to begin: Q3 2018
Replacement of building 4	Pending Start		Planning Phase to begin: Q3 2018
Bldg Envelope Impr. (Roof, Window, Ext Wall, etc.)	Pending Start		Planning Phase to begin: Q3 2018
HVAC Improvements	Pending Start		Planning Phase to begin: Q3 2018
School Choice Enhancement	Pending Start		Process beginning: Q3 2018.
Single Point of Entry	Pending Start		Planning Phase to begin: Q3 2018

## Boulevard Heights Elementary School



Project Information	
Street Address	7201 JOHNSON STREET
	HOLLYWOOD
Location Num	0971
Board District	1
Board Member	Ann Murray
ADEFP Budget *	\$4,130,000

### SCHOOL PROJECTS \*\*

Scope	Phase	% of Phase	Comments
Replacement of building 4	Pending Start		Planning Phase to begin: Q4 2017
Replacement of building 1	Pending Start		Planning Phase to begin: Q4 2017
Bldg Envelope Impr. (Roof, Window, Ext Wall, etc.)	Pending Start		Planning Phase to begin: Q4 2017
HVAC Improvements	Pending Start		Planning Phase to begin: Q4 2017
Music Room Renovation	Pending Start		Planning Phase to begin: Q4 2017
Art Room Renovation and Equipment	Pending Start		Planning Phase to begin: Q4 2017
School Choice Enhancement	Pending Start		Process beginning: Q3 2017.
Single Point of Entry	Pending Start		Planning Phase to begin: Q4 2017

## Bright Horizons Center



Project Information	
Street Address	3901 NE 1ST TERRACE
	POMPANO BEACH
Location Num	0871
Board District	7
Board Member	Nora Rupert
ADEFP Budget *	\$2,243,771

### SCHOOL PROJECTS \*\*

Scope	Phase	% of Phase	Comments
Bldg Envelope Impr. (Roof, Window, Ext Wall, etc.)	Pending Start		Planning Phase to begin: Q3 2017
Fire Alarm	Pending Start		Planning Phase to begin: Q3 2017
Fire Sprinklers	Pending Start		Planning Phase to begin: Q3 2017
HVAC Improvements	Pending Start		Planning Phase to begin: Q3 2017
School Choice Enhancement	Pending Start		Process beginning: Q3 2017.
Single Point of Entry	Pending Start		Planning Phase to begin: Q3 2017
Pool Renovations	Planning		



## Broadview Elementary School



Project Information	
Street Address	1800 SW 62 AVENUE
	POMPANO BEACH
Location Num	0811
Board District	4
Board Member	Abby M. Freedman
ADEFP Budget *	\$3,387,386

### SCHOOL PROJECTS \*\*

Scope	Phase	% of Phase	Comments
Bldg Envelope Impr. (Roof, Window, Ext Wall, etc.) - Roofing	Bid and Award	5%	
Electrical Improvements	Design	3%	Design underway
Bldg Envelope Impr. (Roof, Window, Ext Wall, etc.)	Design	3%	Design underway
Fire Alarm	Design	3%	Design underway
Fire Sprinklers	Design	3%	Design underway
HVAC Improvements	Design	3%	Design underway
Media Center improvements	Design	3%	Design underway
Music Room Renovation	Design	3%	Design underway
Conversion of Existing Space to Music and/or Art Lab(s)	Design	3%	Design underway
School Choice Enhancement	Planning		Scope selections underway

## Broward Estates



Project Information	
Street Address	441 NW 35 AVENUE
	FORT LAUDERDALE
Location Num	0501
Board District	5
Board Member	Dr. Rosalind Osgood
ADEFP Budget *	\$3,016,000

### SCHOOL PROJECTS \*\*

Scope	Phase	% of Phase	Comments
Bldg Envelope Impr. (Roof, Window, Ext Wall, etc.)	Pending Start		Planning Phase to begin: Q3 2017
HVAC Improvements	Pending Start		Planning Phase to begin: Q3 2017
School Choice Enhancement	Pending Start		Process beginning: Q3 2017.

## Castle Hill Annex



Project Information	
Street Address	
Location Num	1382
Board District	0
Board Member	Dr. Rosalind Osgood
ADEFP Budget *	\$834,000

### SCHOOL PROJECTS \*\*

Scope	Phase	% of Phase	Comments
Bldg Envelope Impr. (Roof, Window, Ext Wall, etc.)	Pending Start		Planning Phase to begin: Q1 2018
Fire Alarm	Pending Start		Planning Phase to begin: Q1 2018
HVAC Improvements	Pending Start		Planning Phase to begin: Q1 2018
Media Center improvements	Pending Start		Planning Phase to begin: Q1 2018
School Choice Enhancement	Pending Start		Process beginning: Q3 2018.
Single Point of Entry	Pending Start		Planning Phase to begin: Q1 2018

## Castle Hill Elementary School



Project Information	
Street Address	2640 NW 46 AVENUE
	LAUDERHILL
Location Num	1461
Board District	5
Board Member	Dr. Rosalind Osgood
ADEFP Budget *	\$2,492,000

### SCHOOL PROJECTS \*\*

Scope	Phase	% of Phase	Comments
HVAC Improvements	Construction		
Bldg Envelope Impr. (Roof, Window, Ext Wall, etc.)	Designer Procurement	10%	Planning Phase to begin: Q3 2016
Fire Alarm	Designer Procurement	10%	Planning Phase to begin: Q3 2016
Fire Sprinklers	Designer Procurement	10%	Planning Phase to begin: Q3 2016
Media Center improvements	Pending Start		Planning to begin: Q2 2017
School Choice Enhancement	Planning		Scope selections underway

## Central Park Elementary School



Project Information	
Street Address	777 N NOB HILL ROAD
	PLANTATION
Location Num	2641
Board District	6
Board Member	Laurie Rich Levinson
ADEFP Budget *	\$5,493,475

### SCHOOL PROJECTS \*\*

Scope	Phase	% of Phase	Comments
ADA Stage Lift	Designer Procurement	70%	Designer services under negotiations
Bldg Envelope Impr. (Roof, Window, Ext Wall, etc.)	Designer Procurement	70%	Designer services under negotiations
Fire Sprinklers	Designer Procurement	70%	Designer services under negotiations
HVAC Improvements	Designer Procurement	70%	Designer services under negotiations
Music Room Renovation	Designer Procurement	70%	Designer services under negotiations
Conversion of Existing Space to Music and/or Art Lab(s)	Designer Procurement	70%	Designer services under negotiations
Safety / Security Upgrade	Designer Procurement	70%	Designer services under negotiations
School Choice Enhancement	Planning		Scope selections underway

## Challenger Elementary School



Project Information	
Street Address	5703 NW 94 AVENUE
	TAMARAC
Location Num	3771
Board District	4
Board Member	Abby M. Freedman
ADEFP Budget *	\$1,835,000

### SCHOOL PROJECTS \*\*

Scope	Phase	% of Phase	Comments
Bldg Envelope Impr. (Roof, Window, Ext Wall, etc.)	Pending Start		Planning Phase to begin: Q3 2017
Fire Alarm	Pending Start		Planning Phase to begin: Q3 2017
HVAC Improvements	Pending Start		Planning Phase to begin: Q3 2017
Music Room Renovation	Pending Start		Planning Phase to begin: Q3 2017
Conversion of Existing Space to Music and/or Art Lab(s)	Pending Start		Planning Phase to begin: Q3 2017
School Choice Enhancement	Pending Start		Process beginning: Q3 2017.

## Chapel Trail Elementary School



Project Information	
Street Address	19595 TAFT STREET
	PEMBROKE PINES
Location Num	2961
Board District	2
Board Member	Patricia Good
ADEFP Budget *	\$2,296,214

### SCHOOL PROJECTS \*\*

Scope	Phase	% of Phase	Comments
Install new ADA wheelchair lift to access the stage.	Complete	100%	Work Completed
HVAC Improvements - Replacement of 2 Chillers	Construction		
Bldg Envelope Impr. (Roof, Window, Ext Wall, etc.)	Designer Procurement	40%	Design negotiations underway
Fire Alarm	Designer Procurement	40%	Design negotiations underway
HVAC Improvements	Designer Procurement	40%	Design negotiations underway
School Choice Enhancement	Planning		Scope selections underway

## Coconut Creek Elementary School



Project Information	
Street Address	500 NW 45 AVENUE
	COCONUT CREEK
Location Num	1421
Board District	7
Board Member	Nora Rupert
ADEFP Budget *	\$4,986,618

### SCHOOL PROJECTS \*\*

Scope	Phase	% of Phase	Comments
Provide ventilation for Communications Room F110H.	Complete	100%	Work Completed
Bldg Envelope Impr. (Roof, Window, Ext Wall, etc.)	Design	30%	Design underway
Fire Alarm	Design	30%	Design underway
Fire Sprinklers	Design	30%	Design underway
Replace existing unit ventilators (appr. 43 CRs) with new unit ventilators.	Design	30%	Design underway
Media Center improvements	Design	30%	Design underway
School Choice Enhancement	Implementation	0%	Implementation Phase



## Coconut Creek Senior High School



Project Information	
Street Address	1400 NW 44 AVENUE
	COCONUT CREEK
Location Num	1681
Board District	7
Board Member	Nora Rupert
ADEFP Budget *	\$6,525,907

### SCHOOL PROJECTS \*\*

Scope	Phase	% of Phase	Comments
Scope Revision: Project to include fire sprinklers in building #1.	Complete	100%	Work Completed
Auditorium Accessibility	Design	1%	Design underway
Bldg Envelope Impr. (Roof, Window, Ext Wall, etc.)	Design	1%	Design underway
Fire Alarm	Design	1%	Design underway
HVAC Improvements	Design	1%	Design underway
Media Center improvements	Design	1%	Design underway
Safety / Security Upgrade	Design	1%	Design underway
Single Point of Entry	Design	1%	Design underway
Install new fire hydrant near relocatable classrooms at the west of the property.	Design	1%	Design underway
STEM Lab improvements	Design	1%	Design underway
Weight Room Renovation	Design	1%	Design underway
School Choice Enhancement	Planning		Scope selections underway

## Coconut Palm Elementary School



### Project Information

<b>Street Address</b>	13601 MONARCH LAKES BOULEVARD MIRAMAR
<b>Location Num</b>	3741
<b>Board District</b>	2
<b>Board Member</b>	Patricia Good
<b>ADEFP Budget *</b>	\$1,599,000

### SCHOOL PROJECTS \*\*

Scope	Phase	% of Phase	Comments
Bldg Envelope Impr. (Roof, Window, Ext Wall, etc.)	Pending Start		Planning Phase to begin: Q2 2018
Fire Alarm	Pending Start		
HVAC Improvements	Pending Start		Planning Phase to begin: Q2 2018
School Choice Enhancement	Planning		Scope selections underway

## Colbert Elementary School



Project Information	
Street Address	2702 FUNSTON ST.
	HOLLYWOOD
Location Num	0231
Board District	1
Board Member	Ann Murray
ADEFP Budget *	\$1,087,000

### SCHOOL PROJECTS \*\*

Scope	Phase	% of Phase	Comments
Bldg Envelope Impr. (Roof, Window, Ext Wall, etc.)	Pending Start		Planning Phase to begin: Q4 2016
HVAC Improvements	Pending Start		Planning Phase to begin: Q4 2016
Safety / Security Upgrade	Pending Start		Planning Phase to begin: Q4 2016
School Choice Enhancement	Planning		Scope selections underway

## Collins Elementary School



Project Information	
Street Address	1050 NW 2 STREET
	DANIA
Location Num	0331
Board District	1
Board Member	Ann Murray
ADEFP Budget *	\$2,040,000

### SCHOOL PROJECTS \*\*

Scope	Phase	% of Phase	Comments
Restroom Renovations	Designer Procurement	10%	
Electrical Improvements	Pending Start		Planning Phase to begin: Q3 2017
Bldg Envelope Impr. (Roof, Window, Ext Wall, etc.)	Pending Start		Planning Phase to begin: Q3 2017
Fire Alarm	Pending Start		Planning Phase to begin: Q3 2017
Fire Sprinklers	Pending Start		Planning Phase to begin: Q3 2017
HVAC Improvements	Pending Start		Planning Phase to begin: Q3 2017
Media Center improvements	Pending Start		Planning Phase to begin: Q3 2017
Safety / Security Upgrade	Pending Start		Planning Phase to begin: Q3 2017
School Choice Enhancement	Pending Start		Process beginning: Q3 2017.

## Cooper City Elementary School



### Project Information

<b>Street Address</b>	5080 SW 92 AVENUE
	COOPER CITY
<b>Location Num</b>	1211
<b>Board District</b>	6
<b>Board Member</b>	Laurie Rich Levinson
<b>ADEFP Budget *</b>	\$1,350,000

### SCHOOL PROJECTS \*\*

Scope	Phase	% of Phase	Comments
Bldg Envelope Impr. (Roof, Window, Ext Wall, etc.)	Pending Start		Planning Phase to begin: Q2 2018
Fire Alarm	Pending Start		Planning Phase to begin: Q2 2018
Fire Sprinklers	Pending Start		Planning Phase to begin: Q2 2018
HVAC Improvements	Pending Start		Planning Phase to begin: Q2 2018
Media Center improvements	Pending Start		Planning Phase to begin: Q2 2018
School Choice Enhancement	Pending Start		Process beginning: Q3 2018.

## Cooper City Senior High School



Project Information	
Street Address	9401 STIRLING ROAD
	COOPER CITY
Location Num	1931
Board District	6
Board Member	Laurie Rich Levinson
ADEFP Budget *	\$12,055,872

### SCHOOL PROJECTS \*\*

Scope	Phase	% of Phase	Comments
New 3-story bldg to include Admin-Guidance, Classrooms, Science and Business L	Closeout	5%	DEFP Project
Replace roofing and Roof Top A/C Units at Buildings 3,4,5,6,7,9,16 & 17.	Complete	100%	Work Completed
Replacement of building 5	Pending Start		Planning Phase to begin: Q3 2018
Electrical Improvements	Pending Start		Planning Phase to begin: Q3 2018
Bldg Envelope Impr. (Roof, Window, Ext Wall, etc.)	Pending Start		Planning Phase to begin: Q3 2018
Fire Sprinklers	Pending Start		Planning Phase to begin: Q3 2018
HVAC Improvements	Pending Start		Planning Phase to begin: Q3 2018
Safety / Security Upgrade	Pending Start		Planning Phase to begin: Q3 2018
School Choice Enhancement	Pending Start		Process beginning: Q3 2018.
STEM Lab improvements	Pending Start		Planning Phase to begin: Q3 2018
Weight Room Renovation	Pending Start		Planning Phase to begin: Q3 2018
Auditorium Accessibility	Planning		

## Coral Cove Elementary School



Project Information	
Street Address	5100 SW 148 AVENUE
	MIRAMAR
Location Num	2011
Board District	6
Board Member	Laurie Rich Levinson
ADEFP Budget *	\$698,000

### SCHOOL PROJECTS \*\*

Scope	Phase	% of Phase	Comments
HVAC Improvements	Pending Start		Planning Phase to begin: Q4 2017
School Choice Enhancement	Planning		Scope selections underway

## Coral Glades Senior High School



### Project Information

<b>Street Address</b>	2700 SPORTSPLEX DRIVE
	CORAL SPRINGS
<b>Location Num</b>	3861
<b>Board District</b>	4
<b>Board Member</b>	Abby M. Freedman
<b>ADEFP Budget *</b>	\$3,626,000

### SCHOOL PROJECTS \*\*

Scope	Phase	% of Phase	Comments
Bldg Envelope Impr. (Roof, Window, Ext Wall, etc.)	Pending Start		Planning Phase to begin: Q2 2017
Fire Alarm	Pending Start		Planning Phase to begin: Q2 2017
HVAC Improvements	Pending Start		Planning Phase to begin: Q2 2017
School Choice Enhancement	Pending Start		Process beginning: Q3 2018.
Weight Room Renovation	Pending Start		Planning Phase to begin: Q2 2017



## Coral Park Elementary School



Project Information	
Street Address	8401 WESTVIEW DRIVE
	CORAL SPRINGS
Location Num	3041
Board District	4
Board Member	Abby M. Freedman
ADEFP Budget *	\$5,855,621

### SCHOOL PROJECTS \*\*

Scope	Phase	% of Phase	Comments
Remove/replace 20 AHUs and condensing units. Replace existing door frames & School Choice Enhancement	Closeout	5%	
Bldg Envelope Impr. (Roof, Window, Ext Wall, etc.)	Implementation	0%	Implementation Phase
Single Point of Entry	Pending Start		Planning Phase to begin: Q3 2017
Health & Safety/Fire Sprinkler Protection Exterior	Pending Start		Planning Phase to begin: Q3 2017
	Planning		

## Coral Springs Elementary School



Project Information	
Street Address	3601 NW 110 AVENUE
	CORAL SPRINGS
Location Num	2551
Board District	6
Board Member	Laurie Rich Levinson
ADEFP Budget *	\$4,627,262

### SCHOOL PROJECTS \*\*

Scope	Phase	% of Phase	Comments
ADA Restrooms, Fire Alarm & Sprinkler	Designer Procurement	20%	Designer services under negotiations
Bldg Envelope Impr. (Roof, Window, Ext Wall, etc.)	Pending Start		Planning Phase to begin: Q2 2017
HVAC Improvements	Pending Start		Planning Phase to begin: Q2 2017
Media Center improvements	Pending Start		Planning Phase to begin: Q2 2017
School Choice Enhancement	Pending Start		Process beginning: Q3 2018.

## Coral Springs Middle School



Project Information	
Street Address	10300 W WILES ROAD
	CORAL SPRINGS
Location Num	2561
Board District	4
Board Member	Abby M. Freedman
ADEFP Budget *	\$12,886,223

### SCHOOL PROJECTS \*\*

Scope	Phase	% of Phase	Comments
Fire Sprinkler throughout Bldg 1 incl. fire alarm mods as required. Include new m	Design	1%	Design underway
Bldg Envelope Impr. (Roof, Window, Ext Wall, etc.)	Pending Start		Planning Phase to begin: Q3 2017
HVAC Improvements	Pending Start		Planning Phase to begin: Q3 2017
Media Center improvements	Pending Start		Planning Phase to begin: Q3 2017
School Choice Enhancement	Pending Start		Process beginning: Q3 2017.

## Coral Springs Senior High School



Project Information	
Street Address	7201 W SAMPLE ROAD
	CORAL SPRINGS
Location Num	1151
Board District	4
Board Member	Abby M. Freedman
ADEFP Budget *	\$12,630,000

### SCHOOL PROJECTS \*\*

Scope	Phase	% of Phase	Comments
Electrical Improvements	Design	2%	ATP issued on 9/23/16 for design services.
Bldg Envelope Impr. (Roof, Window, Ext Wall, etc.)	Design	2%	ATP issued on 9/23/16 for design services.
Fire Sprinklers	Design	2%	ATP issued on 9/23/16 for design services.
HVAC Improvements	Design	2%	ATP issued on 9/23/16 for design services.
Media Center improvements	Design	2%	ATP issued on 9/23/16 for design services.
Single Point of Entry	Design	2%	ATP issued on 9/23/16 for design services.
STEM Lab improvements	Design	2%	ATP issued on 9/23/16 for design services.
Weight Room Renovation	Design	2%	ATP issued on 9/23/16 for design services.
School Choice Enhancement	Implementation	0%	Implementation Phase

## Country Hills Elementary School



Project Information	
Street Address	10550 WESTVIEW DRIVE
	CORAL SPRINGS
Location Num	3111
Board District	4
Board Member	Abby M. Freedman
ADEFP Budget *	\$5,148,310

### SCHOOL PROJECTS \*\*

Scope	Phase	% of Phase	Comments
Install ADA Stage Lift and Modify Existing ADA Ramp to Stage.	Complete	100%	Work Completed
Bldg Envelope Impr. (Roof, Window, Ext Wall, etc.)	Pending Start		Planning Phase to begin: Q1 2018
Fire Sprinklers	Pending Start		Planning Phase to begin: Q1 2018
HVAC Improvements	Pending Start		Planning Phase to begin: Q1 2018
School Choice Enhancement	Pending Start		Process beginning: Q3 2018.

## Country Isles Elementary School



Project Information	
Street Address	2300 COUNTRY ISLES ROAD
	WESTON
Location Num	2981
Board District	6
Board Member	Laurie Rich Levinson
ADEFP Budget *	\$1,078,000

### SCHOOL PROJECTS \*\*

Scope	Phase	% of Phase	Comments
School Choice Enhancement	Implementation	0%	Implementation Phase
Fire Alarm	Pending Start		Planning Phase to begin: Q2 2017
HVAC Improvements	Pending Start		Planning Phase to begin: Q2 2017
Media Center improvements	Pending Start		Planning Phase to begin: Q2 2017

## Cresthaven Elementary School



Project Information	
Street Address	801 NE 25 STREET
	POMPANO BEACH
Location Num	0901
Board District	7
Board Member	Nora Rupert
ADEFP Budget *	\$4,862,123

### SCHOOL PROJECTS \*\*

Scope	Phase	% of Phase	Comments
ADA Restrooms	Designer Procurement	10%	
Bldg Envelope Impr. (Roof, Window, Ext Wall, etc.)	Pending Start		Planning Phase to begin: Q4 2018
HVAC Improvements	Pending Start		Planning Phase to begin: Q4 2018
School Choice Enhancement	Pending Start		Process beginning: Q3 2018.

## Croissant Park Elementary School



Project Information	
Street Address	1800 SW 4 AVENUE
	FORT LAUDERDALE
Location Num	0221
Board District	3
Board Member	Heather P. Brinkworth
ADEFP Budget *	\$4,123,000

### SCHOOL PROJECTS \*\*

Scope	Phase	% of Phase	Comments
Bldg Envelope Impr. (Roof, Window, Ext Wall, etc.)	Pending Start		Planning Phase to begin: Q2 2018
Fire Alarm	Pending Start		Planning Phase to begin: Q2 2018
Fire Sprinklers	Pending Start		Planning Phase to begin: Q2 2018
HVAC Improvements	Pending Start		Planning Phase to begin: Q2 2018
School Choice Enhancement	Pending Start		Process beginning: Q3 2018.



## Cross Creek School



Project Information	
Street Address	1010 NW 31ST AVENUE
	POMPANO BEACH
Location Num	3222
Board District	7
Board Member	Nora Rupert
ADEFP Budget *	\$1,770,000

### SCHOOL PROJECTS \*\*

Scope	Phase	% of Phase	Comments
Anchor wood shop equipment to the floor, connect to vacuum, install safety shut	Complete	100%	Work Completed
Bldg Envelope Impr. (Roof, Window, Ext Wall, etc.)	Pending Start		Planning Phase to begin: Q1 2018
Fire Alarm	Pending Start		Planning Phase to begin: Q1 2018
HVAC Improvements	Pending Start		Planning Phase to begin: Q1 2018
School Choice Enhancement	Pending Start		Process beginning: Q3 2018.
Single Point of Entry	Pending Start		Planning Phase to begin: Q1 2018

## Crystal Lake Middle School



Project Information	
Street Address	3551 NE 3 AVENUE
	POMPANO BEACH
Location Num	1871
Board District	7
Board Member	Nora Rupert
ADEFP Budget *	\$2,760,525

### SCHOOL PROJECTS \*\*

Scope	Phase	% of Phase	Comments
Install Fire Alarm	Designer Procurement	10%	
Bldg Envelope Impr. (Roof, Window, Ext Wall, etc.)	Pending Start		Planning Phase to begin: Q3 2018
HVAC Improvements	Pending Start		Planning Phase to begin: Q3 2018
Media Center improvements	Pending Start		Planning Phase to begin: Q3 2018
Conversion of Existing Space to Music and/or Art Lab(s)	Pending Start		Planning Phase to begin: Q3 2018
Art Room Renovation and Equipment	Pending Start		Planning Phase to begin: Q3 2018
School Choice Enhancement	Pending Start		Process beginning: Q3 2018.

## Cypress Bay Senior High School



Project Information	
Street Address	18600 VISTA PARK BOULEVARD
	WESTON
Location Num	3623
Board District	6
Board Member	Laurie Rich Levinson
ADEFP Budget *	\$16,814,323

### SCHOOL PROJECTS \*\*

Scope	Phase	% of Phase	Comments
CR Addition to allow for removal of portable buildings	Designer Procurement	50%	Designer selection - QSEC: 10/20/16
Bldg Envelope Impr. (Roof, Window, Ext Wall, etc.)	Designer Procurement	50%	Designer selection - QSEC: 10/20/16
HVAC Improvements	Designer Procurement	50%	Designer selection - QSEC: 10/20/16
Safety / Security Upgrade	Designer Procurement	50%	Designer selection - QSEC: 10/20/16
Single Point of Entry	Designer Procurement	10%	
Weight Room Renovation	Designer Procurement	50%	Designer selection - QSEC: 10/20/16
School Choice Enhancement	Implementation	0%	Implementation Phase
Track Resurfacing	Planning		

## Cypress Elementary School



Project Information	
Street Address	851 SW 3 AVENUE
	POMPANO BEACH
Location Num	1781
Board District	3
Board Member	Heather P. Brinkworth
ADEFP Budget *	\$3,853,167

### SCHOOL PROJECTS \*\*

Scope	Phase	% of Phase	Comments
Bldg Envelope Impr. (Roof, Window, Ext Wall, etc.)	Design	30%	Design underway
Fire Sprinklers	Design	30%	Design underway
Replace existing unit ventilators (appr. 42) with new unit ventilators, duct and dif	Design	30%	Design underway
Media Center improvements	Design	30%	Design underway
Safety / Security Upgrade	Design	30%	Design underway
School Choice Enhancement	Implementation	0%	Implementation Phase

## Cypress Run Education Center



Project Information	
Street Address	2800 NW 30TH AVENUE
	POMPANO BEACH
Location Num	2123
Board District	7
Board Member	Nora Rupert
ADEFP Budget *	\$338,000

### SCHOOL PROJECTS \*\*

Scope	Phase	% of Phase	Comments
School Choice Enhancement	Implementation	0%	Implementation Phase
HVAC Improvements	Pending Start		Planning Phase to begin: Q2 2017
Single Point of Entry	Pending Start		Planning Phase to begin: Q2 2017

## Dandy, William E. Middle School



Project Information	
Street Address	2400 NW 26 STREET
	FORT LAUDERDALE
Location Num	1071
Board District	5
Board Member	Dr. Rosalind Osgood
ADEFP Budget *	\$3,845,000

### SCHOOL PROJECTS \*\*

Scope	Phase	% of Phase	Comments
Replacement of building 18	Pending Start		Planning Phase to begin: Q1 2017
Bldg Envelope Impr. (Roof, Window, Ext Wall, etc.)	Pending Start		Planning Phase to begin: Q1 2017
Fire Alarm	Pending Start		Planning Phase to begin: Q1 2017
Fire Sprinklers	Pending Start		Planning Phase to begin: Q1 2017
HVAC Improvements	Pending Start		Planning Phase to begin: Q1 2017
Safety / Security Upgrade	Pending Start		Planning Phase to begin: Q1 2017
School Choice Enhancement	Pending Start		Process beginning: Q4 2016.
Single Point of Entry	Pending Start		Planning Phase to begin: Q1 2017

## Dania Elementary School



Project Information	
Street Address	300 SE 2 AVENUE
	DANIA
Location Num	0101
Board District	1
Board Member	Ann Murray
ADEFP Budget *	\$2,916,937

### SCHOOL PROJECTS \*\*

Scope	Phase	% of Phase	Comments
Replacement of building 2	Pending Start		Planning Phase to begin: Q2 2018
Electrical Improvements	Pending Start		Planning Phase to begin: Q2 2018
Bldg Envelope Impr. (Roof, Window, Ext Wall, etc.)	Pending Start		Planning Phase to begin: Q2 2018
Media Center improvements	Pending Start		Planning Phase to begin: Q2 2018
Music Room Renovation	Pending Start		Planning Phase to begin: Q2 2018
Art Room Renovation and Equipment	Pending Start		Planning Phase to begin: Q2 2018
Safety / Security Upgrade	Pending Start		Planning Phase to begin: Q2 2018
School Choice Enhancement	Pending Start		Process beginning: Q3 2018.
Fire Sprinkler Protection	Planning		

## Dave Thomas Education Center



Project Information	
Street Address	180 SW 2ND STREET
	POMPANO BEACH
Location Num	3651
Board District	7
Board Member	Nora Rupert
ADEFP Budget *	\$1,015,000

### SCHOOL PROJECTS \*\*

Scope	Phase	% of Phase	Comments
Bldg Envelope Impr. (Roof, Window, Ext Wall, etc.)	Designer Procurement	10%	Design negotiations underway
HVAC Improvements	Designer Procurement	10%	Design negotiations underway
School Choice Enhancement	Planning		Scope selections underway



## Dave Thomas Education Center-West



Project Information	
Street Address	4690 COCONUT CREEK PARKWAY
	COCONUT CREEK
Location Num	2031
Board District	7
Board Member	Nora Rupert
ADEFP Budget *	\$302,000

### SCHOOL PROJECTS \*\*

Scope	Phase	% of Phase	Comments
School Choice Enhancement	Implementation	0%	Implementation Phase
Single Point of Entry	Pending Start		Planning Phase to begin: Q1 2017

## Davie Elementary School



Project Information	
Street Address	7025 SW 39 STREET
	DAVIE
Location Num	2801
Board District	6
Board Member	Laurie Rich Levinson
ADEFP Budget *	\$3,316,000

### SCHOOL PROJECTS \*\*

Scope	Phase	% of Phase	Comments
Bldg Envelope Impr. (Roof, Window, Ext Wall, etc.)	Pending Start		Planning Phase to begin: Q1 2017
Fire Sprinklers	Pending Start		Planning Phase to begin: Q1 2017
HVAC Improvements	Pending Start		Planning Phase to begin: Q1 2017
Media Center improvements	Pending Start		Planning Phase to begin: Q1 2017
Safety / Security Upgrade	Pending Start		Planning Phase to begin: Q1 2017
School Choice Enhancement	Pending Start		Process beginning: Q4 2016.

## Deerfield Beach Elementary School



Project Information	
Street Address	650 NE 1 STREET
	DEERFIELD BEACH
Location Num	0011
Board District	7
Board Member	Nora Rupert
ADEFP Budget *	\$6,675,445

### SCHOOL PROJECTS \*\*

Scope	Phase	% of Phase	Comments
Replacement of wood windows at Building #1 - Auditorium.	Design	1%	Design underway
Lead Base Paint Abatement	Design	1%	Design underway
Bldg Envelope Impr. (Roof, Window, Ext Wall, etc.)	Planning		Board approval to adv. design: 10/18/16
Fire Alarm	Planning		Board approval to adv. design: 10/18/16
Fire Sprinklers	Planning		Board approval to adv. design: 10/18/16
HVAC Improvements	Planning		Board approval to adv. design: 10/18/16
Media Center improvements	Planning		Board approval to adv. design: 10/18/16
Renovations to Building 1 (Historic)	Planning		Board approval to adv. design: 10/18/16
School Choice Enhancement	Planning		Scope selections underway

## Deerfield Beach Middle School



### Project Information

<b>Street Address</b>	701 SE 6 AVENUE
	DEERFIELD BEACH
<b>Location Num</b>	0911
<b>Board District</b>	7
<b>Board Member</b>	Nora Rupert
<b>ADEFP Budget *</b>	\$5,222,000

### SCHOOL PROJECTS \*\*

Scope	Phase	% of Phase	Comments
Bldg Envelope Impr. (Roof, Window, Ext Wall, etc.)	Pending Start		Planning Phase to begin: Q3 2017
Fire Alarm	Pending Start		Planning Phase to begin: Q3 2017
Fire Sprinklers	Pending Start		Planning Phase to begin: Q3 2017
HVAC Improvements	Pending Start		Planning Phase to begin: Q3 2017
Media Center improvements	Pending Start		Planning Phase to begin: Q3 2017
School Choice Enhancement	Pending Start		Process beginning: Q3 2018.
Single Point of Entry	Pending Start		Planning Phase to begin: Q3 2017

## Deerfield Beach Senior High School



Project Information	
Street Address	910 SW 15 STREET
	DEERFIELD BEACH
Location Num	1711
Board District	7
Board Member	Nora Rupert
ADEFP Budget *	\$14,490,000

### SCHOOL PROJECTS \*\*

Scope	Phase	% of Phase	Comments
Fire Sprinklers	Design	15%	Design underway
Roof Repairs and HVAC	Design	15%	Design underway
Electrical Improvements	Pending Start		Planning Phase to begin: Q2 2018
Bldg Envelope Impr. (Roof, Window, Ext Wall, etc.)	Pending Start		Planning Phase to begin: Q2 2018
Media Center improvements	Pending Start		Planning Phase to begin: Q2 2018
Safety / Security Upgrade	Pending Start		Planning Phase to begin: Q2 2018
School Choice Enhancement	Pending Start		Process beginning: Q3 2018.
Single Point of Entry	Pending Start		Planning Phase to begin: Q2 2018
STEM Lab improvements	Pending Start		Planning Phase to begin: Q2 2018
Weight Room Renovation	Pending Start		Planning Phase to begin: Q2 2018

## Deerfield Park Elementary School



Project Information	
Street Address	650 SW 3 AVENUE
	DEERFIELD BEACH
Location Num	0391
Board District	7
Board Member	Nora Rupert
ADEFP Budget *	\$5,796,000

### SCHOOL PROJECTS \*\*

Scope	Phase	% of Phase	Comments
PE/Athletic Improvements	Pending Start		Planning Phase to begin: Q4 2017
Bldg Envelope Impr. (Roof, Window, Ext Wall, etc.)	Pending Start		Planning Phase to begin: Q4 2017
Fire Alarm	Pending Start		Planning Phase to begin: Q4 2017
Fire Sprinklers	Pending Start		Planning Phase to begin: Q4 2017
HVAC Improvements	Pending Start		Planning Phase to begin: Q4 2017
School Choice Enhancement	Pending Start		Process beginning: Q3 2017.
Single Point of Entry	Pending Start		Planning Phase to begin: Q4 2017

## Dillard 6-12 School



Project Information	
Street Address	2501 NW 11 STREET
	FORT LAUDERDALE
Location Num	0371
Board District	5
Board Member	Dr. Rosalind Osgood
ADEFP Budget *	\$5,203,000

### SCHOOL PROJECTS \*\*

Scope	Phase	% of Phase	Comments
Electrical Improvements	Designer Procurement	80%	Design negotiations completed.
Bldg Envelope Impr. (Roof, Window, Ext Wall, etc.)	Designer Procurement	80%	Design negotiations completed.
Fire Sprinklers	Designer Procurement	80%	Design negotiations completed.
HVAC Improvements	Designer Procurement	80%	Design negotiations completed.
Safety / Security Upgrade	Designer Procurement	80%	Design negotiations completed.
Single Point of Entry	Designer Procurement	5%	
Weight Room Renovation	Designer Procurement	80%	Design negotiations completed.
School Choice Enhancement	Planning		Scope selections underway

## Dillard Elementary School



Project Information	
Street Address	2330 NW 12 COURT
	FORT LAUDERDALE
Location Num	0271
Board District	5
Board Member	Dr. Rosalind Osgood
ADEFP Budget *	\$1,900,000

### SCHOOL PROJECTS \*\*

Scope	Phase	% of Phase	Comments
Bldg Envelope Impr. (Roof, Window, Ext Wall, etc.)	Pending Start		Planning Phase to begin: Q2 2017
HVAC Improvements	Pending Start		Planning Phase to begin: Q2 2017
School Choice Enhancement	Pending Start		Process beginning: Q3 2017.



## Discovery Elementary School



Project Information	
Street Address	8800 NW 54 COURT
	SUNRISE
Location Num	3962
Board District	5
Board Member	Dr. Rosalind Osgood
ADEFP Budget *	\$613,000

### SCHOOL PROJECTS \*\*

Scope	Phase	% of Phase	Comments
School Choice Enhancement	Implementation	0%	Implementation Phase
HVAC Improvements	Pending Start		Planning Phase to begin: Q4 2018

## Dolphin Bay Elementary School



### Project Information

<b>Street Address</b>	16450 MIRAMAR PARKWAY MIRAMAR
<b>Location Num</b>	3751
<b>Board District</b>	2
<b>Board Member</b>	Patricia Good
<b>ADEFP Budget *</b>	\$307,000

### SCHOOL PROJECTS \*\*

Scope	Phase	% of Phase	Comments
School Choice Enhancement	Planning		Scope selections underway

## Drew, Charles Elementary School



Project Information	
Street Address	1000 NW 31 AVENUE
	POMPANO BEACH
Location Num	3221
Board District	7
Board Member	Nora Rupert
ADEFP Budget *	\$3,310,000

### SCHOOL PROJECTS \*\*

Scope	Phase	% of Phase	Comments
Bldg Envelope Impr. (Roof, Window, Ext Wall, etc.)	Designer Procurement	10%	Design proposals due 10/13/16
Fire Alarm	Designer Procurement	10%	Design proposals due 10/13/16
Fire Sprinklers	Designer Procurement	10%	Design proposals due 10/13/16
HVAC Improvements	Designer Procurement	10%	Design proposals due 10/13/16
School Choice Enhancement	Planning		Scope selections underway

## Drew, Charles Resource Center



Project Information	
Street Address	2600 NW 9TH COURT
	POMPANO BEACH
Location Num	0301
Board District	7
Board Member	Nora Rupert
ADEFP Budget *	\$3,586,000

### SCHOOL PROJECTS \*\*

Scope	Phase	% of Phase	Comments
Replacement of building 6	Pending Start		Board approval to adv. design: 11/1/16
Replacement of building 5	Pending Start		Board approval to adv. design: 11/1/16
Replacement of building 3	Pending Start		Board approval to adv. design: 11/1/16
Bldg Envelope Impr. (Roof, Window, Ext Wall, etc.)	Pending Start		Board approval to adv. design: 11/1/16
HVAC Improvements	Pending Start		Board approval to adv. design: 11/1/16
Media Center improvements	Pending Start		Board approval to adv. design: 11/1/16
School Choice Enhancement	Pending Start		Process beginning: Q4 2016.
Single Point of Entry	Pending Start		Board approval to adv. design: 11/1/16

## Driftwood Elementary School



Project Information	
Street Address	2700 NW 69 AVENUE
	HOLLYWOOD
Location Num	0721
Board District	1
Board Member	Ann Murray
ADEFP Budget *	\$2,140,000

### SCHOOL PROJECTS \*\*

Scope	Phase	% of Phase	Comments
Bldg Envelope Impr. (Roof, Window, Ext Wall, etc.)	Pending Start		Planning Phase to begin: Q2 2018
HVAC Improvements	Pending Start		Planning Phase to begin: Q2 2018
School Choice Enhancement	Pending Start		Process beginning: Q3 2018.
Single Point of Entry	Pending Start		Planning Phase to begin: Q2 2018
Fire Sprinklers	Planning		

## Driftwood Middle School



Project Information	
Street Address	2751 NW 70 TERRACE
	HOLLYWOOD
Location Num	0861
Board District	1
Board Member	Ann Murray
ADEFP Budget *	\$6,129,000

### SCHOOL PROJECTS \*\*

Scope	Phase	% of Phase	Comments
Electrical Improvements	Designer Procurement	10%	Designer proposals due 10/27/16
Bldg Envelope Impr. (Roof, Window, Ext Wall, etc.)	Designer Procurement	10%	Designer proposals due 10/27/16
Fire Sprinklers	Designer Procurement	10%	Designer proposals due 10/27/16
HVAC Improvements	Designer Procurement	10%	Designer proposals due 10/27/16
Media Center improvements	Designer Procurement	10%	Designer proposals due 10/27/16
Conversion of Existing Space to Music and/or Art Lab(s)	Designer Procurement	10%	Designer proposals due 10/27/16
Art Room Renovation and Equipment	Designer Procurement	10%	Designer proposals due 10/27/16
Safety / Security Upgrade	Designer Procurement	10%	Designer proposals due 10/27/16
School Choice Enhancement	Planning		Scope selections underway

## Eagle Point Elementary School



Project Information	
Street Address	100 INDIAN TRACE
	FORT LAUDERDALE
Location Num	3461
Board District	6
Board Member	Laurie Rich Levinson
ADEFP Budget *	\$5,488,000

### SCHOOL PROJECTS \*\*

Scope	Phase	% of Phase	Comments
Bldg Envelope Impr. (Roof, Window, Ext Wall, etc.)	Design	100%	Design underway
Fire Alarm	Design	100%	Design underway
HVAC Improvements	Design	100%	Design underway
Music Room Renovation	Design	100%	Design underway
Conversion of Existing Space to Music and/or Art Lab(s)	Design	100%	Design underway
Art Room Renovation and Equipment	Design	100%	Design underway
School Choice Enhancement	Implementation	0%	Implementation Phase

## Eagle Ridge Elementary School



Project Information	
Street Address	11500 WESTVIEW DRIVE
	CORAL SPRINGS
Location Num	3441
Board District	4
Board Member	Abby M. Freedman
ADEFP Budget *	\$2,671,000

### SCHOOL PROJECTS \*\*

Scope	Phase	% of Phase	Comments
Fire Alarm	Designer Procurement	85%	Board approval of Design contract: 10/18/16
HVAC Improvements	Designer Procurement	85%	Board approval of Design contract: 10/18/16
School Choice Enhancement	Implementation	0%	Implementation Phase



## Ely, Blanche Senior High School



Project Information	
Street Address	1201 NW 6 AVENUE
	POMPANO BEACH
Location Num	0361
Board District	7
Board Member	Nora Rupert
ADEFP Budget *	\$16,513,770

### SCHOOL PROJECTS \*\*

Scope	Phase	% of Phase	Comments
Remove scoreboard from bldg and install new scoreboard at SW corner of footba	Complete	100%	Work Completed
Demo of Bldgs 3, 5, 6, 7, 8, 9, 12. Canopy repair/replacement in selected areas.	Construction	42%	Work underway
Gymnasium Accessibility	Design	1%	Design award pending. CMAR in negotiations
ADA Stage Lift	Design	1%	Design award pending. CMAR in negotiations
Bldg Envelope Impr. (Roof, Window, Ext Wall, etc.) incl. bldg #4	Design	1%	Design award pending. CMAR in negotiations
Fire Sprinklers	Design	1%	Design award pending. CMAR in negotiations
HVAC Improvements	Design	1%	Design award pending. CMAR in negotiations
IAQ & Fascia Replacement	Design	1%	Design award pending. CMAR in negotiations
Media Center improvements	Design	1%	Design award pending. CMAR in negotiations
Single Point of Entry	Design	1%	Design award pending. CMAR in negotiations
Outdoor Dining Renovation	Design	1%	Design award pending. CMAR in negotiations
STEM Lab improvements	Design	1%	Design award pending. CMAR in negotiations
Weight Room Renovation	Design	1%	Design award pending. CMAR in negotiations
School Choice Enhancement	Planning		Scope selections underway

## Embassy Creek Elementary School



Project Information	
Street Address	10905 SE LAKE BOULEVARD
	COOPER CITY
Location Num	3191
Board District	6
Board Member	Laurie Rich Levinson
ADEFP Budget *	\$4,153,000

### SCHOOL PROJECTS \*\*

Scope	Phase	% of Phase	Comments
Bldg Envelope Impr. (Roof, Window, Ext Wall, etc.)	Pending Start		Planning Phase to begin: Q1 2017
Fire Alarm	Pending Start		Planning Phase to begin: Q1 2017
HVAC Improvements	Pending Start		Planning Phase to begin: Q1 2017
Music Room Renovation	Pending Start		Planning Phase to begin: Q1 2017
Conversion of Existing Space to Music and/or Art Lab(s)	Pending Start		Planning Phase to begin: Q1 2017
Art Room Renovation and Equipment	Pending Start		Planning Phase to begin: Q1 2017
School Choice Enhancement	Pending Start		Process beginning: Q4 2016.

## Endeavor Primary



Project Information	
Street Address	2701 NW 56 AVENUE
	LAUDERHILL
Location Num	3301
Board District	5
Board Member	Dr. Rosalind Osgood
ADEFP Budget *	\$1,404,000

### SCHOOL PROJECTS \*\*

Scope	Phase	% of Phase	Comments
Bldg Envelope Impr. (Roof, Window, Ext Wall, etc.)	Pending Start		Planning Phase to begin: Q2 2018
HVAC Improvements	Pending Start		Planning Phase to begin: Q2 2018
School Choice Enhancement	Pending Start		Process beginning: Q3 2018.
Single Point of Entry	Pending Start		Planning Phase to begin: Q2 2018

## Everglades Elementary School



Project Information	
Street Address	2900 BONAVENTURE BOULEVARD
	WESTON
Location Num	2942
Board District	6
Board Member	Laurie Rich Levinson
ADEFP Budget *	\$1,809,000

### SCHOOL PROJECTS \*\*

Scope	Phase	% of Phase	Comments
Bldg Envelope Impr. (Roof, Window, Ext Wall, etc.)	Designer Procurement	10%	Design negotiations underway
HVAC Improvements	Designer Procurement	10%	Design negotiations underway
School Choice Enhancement	Planning		Scope selections underway

## Everglades Senior High School



Project Information	
Street Address	17100 SW 48 COURT
	MIRAMAR
Location Num	3731
Board District	2
Board Member	Patricia Good
ADEFP Budget *	\$5,873,000

### SCHOOL PROJECTS \*\*

Scope	Phase	% of Phase	Comments
Bldg Envelope Impr. (Roof, Window, Ext Wall, etc.)	Pending Start		Planning Phase to begin: Q2 2017
HVAC Improvements	Pending Start		Planning Phase to begin: Q2 2017
Single Point of Entry	Pending Start		Planning Phase to begin: Q2 2017
Weight Room Renovation	Pending Start		Planning Phase to begin: Q2 2017
School Choice Enhancement	Planning		Scope selections underway

## Fairway Elementary School



Project Information	
Street Address	7850 FAIRWAY BOULEVARD
	MIRAMAR
Location Num	1641
Board District	2
Board Member	Patricia Good
ADEFP Budget *	\$4,384,000

### SCHOOL PROJECTS \*\*

Scope	Phase	% of Phase	Comments
Electrical Improvements	Designer Procurement	80%	Design Negotiations underway
Bldg Envelope Impr. (Roof, Window, Ext Wall, etc.)	Designer Procurement	80%	Design Negotiations underway
Fire Alarm	Designer Procurement	80%	Design Negotiations underway
HVAC Improvements	Designer Procurement	80%	Design Negotiations underway
Media Center improvements	Designer Procurement	80%	Design Negotiations underway
Safety / Security Upgrade	Designer Procurement	80%	Design Negotiations underway
School Choice Enhancement	Implementation	0%	Implementation Phase

## Falcon Cove Middle School



Project Information	
Street Address	4251 BONAVENTURE BOULEVARD WESTON
Location Num	3622
Board District	6
Board Member	Laurie Rich Levinson
ADEFP Budget *	\$11,519,000

### SCHOOL PROJECTS \*\*

Scope	Phase	% of Phase	Comments
CR Addition to allow for removal of portable buildings	Pending Start		Planning Phase to begin: Q1 2017
Bldg Envelope Impr. (Roof, Window, Ext Wall, etc.)	Pending Start		Planning Phase to begin: Q1 2017
HVAC Improvements	Pending Start		Planning Phase to begin: Q1 2017
School Choice Enhancement	Pending Start		Process beginning: Q4 2016.

## Flamingo Elementary School



### Project Information

<b>Street Address</b>	1130 SW 133 AVENUE DAVIE
<b>Location Num</b>	2541
<b>Board District</b>	6
<b>Board Member</b>	Laurie Rich Levinson
<b>ADEFP Budget *</b>	\$4,716,341

### SCHOOL PROJECTS \*\*

Scope	Phase	% of Phase	Comments
Re-roof of existing building #1 (Areas B,C,D,E and F), that is approximately 35,000	Complete	100%	Work Completed
Re-roofing of existing building #1 (Section A), that is approximately 50,000 squar	Construction		Project on hold. Will resume Q1 2017
Bldg Envelope Impr. (Roof, Window, Ext Wall, etc.)	Pending Start		Planning Phase to begin: Q4 2016
HVAC Improvements	Pending Start		Planning Phase to begin: Q4 2016
Media Center improvements	Pending Start		Planning Phase to begin: Q4 2016
School Choice Enhancement	Pending Start		Process beginning: Q4 2016.



## Flanagan, Charles W. Senior High School



Project Information	
Street Address	12800 TAFT STREET
	PEMBROKE PINES
Location Num	3391
Board District	2
Board Member	Patricia Good
ADEFP Budget *	\$10,236,000

### SCHOOL PROJECTS \*\*

Scope	Phase	% of Phase	Comments
CR Addition to allow for removal of portable buildings	Pending Start		Board approval to adv. design: 11/1/16
Bldg Envelope Impr. (Roof, Window, Ext Wall, etc.)	Pending Start		Board approval to adv. design: 11/1/16
HVAC Improvements	Pending Start		Board approval to adv. design: 11/1/16
School Choice Enhancement	Pending Start		Process beginning: Q4 2016.
Weight Room Renovation	Pending Start		Board approval to adv. design: 11/1/16
Track Resurfacing	Planning		

## Floranada Elementary School



Project Information	
Street Address	5251 NE 14 WAY
	FORT LAUDERDALE
Location Num	0851
Board District	3
Board Member	Heather P. Brinkworth
ADEFP Budget *	\$1,231,000

### SCHOOL PROJECTS \*\*

Scope	Phase	% of Phase	Comments
School Choice Enhancement	Implementation	0%	Implementation Phase
Bldg Envelope Impr. (Roof, Window, Ext Wall, etc.)	Pending Start		Planning Phase to begin: Q2 2017
HVAC Improvements	Pending Start		Planning Phase to begin: Q2 2017

## Forest Glen Middle School



Project Information	
Street Address	6501 TURTLE RUN BOULEVARD
	CORAL SPRINGS
Location Num	3051
Board District	4
Board Member	Abby M. Freedman
ADEFP Budget *	\$6,165,000

### SCHOOL PROJECTS \*\*

Scope	Phase	% of Phase	Comments
Bldg Envelope Impr. (Roof, Window, Ext Wall, etc.)	Pending Start		Board approval to adv. design: 12/6/16
Fire Sprinklers	Pending Start		Board approval to adv. design: 12/6/16
HVAC Improvements	Pending Start		Board approval to adv. design: 12/6/16
School Choice Enhancement	Pending Start		Process beginning: Q4 2016.
Single Point of Entry	Pending Start		Board approval to adv. design: 12/6/16

## Forest Hills Elementary School



Project Information	
Street Address	3100 NW 85 AVENUE
	CORAL SPRINGS
Location Num	2631
Board District	4
Board Member	Abby M. Freedman
ADEFP Budget *	\$4,014,000

### SCHOOL PROJECTS \*\*

Scope	Phase	% of Phase	Comments
Replace existing AHUs with new.	Complete	100%	Work Completed
Fire Alarm	Design	1%	Design underway
School Choice Enhancement	Implementation	0%	Implementation Phase
Bldg Envelope Impr. (Roof, Window, Ext Wall, etc.)	Pending Start		Planning Phase to begin: Q4 2016
Fire Sprinklers	Pending Start		Planning Phase to begin: Q4 2016
Media Center improvements	Pending Start		Planning Phase to begin: Q4 2016

## Fort Lauderdale Senior High School



Project Information	
Street Address	1600 NE 4 AVENUE
	FORT LAUDERDALE
Location Num	0951
Board District	3
Board Member	Heather P. Brinkworth
ADEFP Budget *	\$4,345,646

### SCHOOL PROJECTS \*\*

Scope	Phase	% of Phase	Comments
Replacement of Buildings 1,2,3, with new physical plant. Construction of site am	Construction		DEFP Funded
Weight Room Renovation	Pending Start		Planning Phase to begin: Q4 2017
Electrical Improvements	Planning		Board approval to adv. design: 10/18/16
Bldg Envelope Impr. (Roof, Window, Ext Wall, etc.)	Planning		Board approval to adv. design: 10/18/16
HVAC Improvements	Planning		Board approval to adv. design: 10/18/16
School Choice Enhancement	Planning		Scope selections underway

## Foster, Stephen Elementary School



Project Information	
Street Address	3471 SW 22 STREET
	FORT LAUDERDALE
Location Num	0921
Board District	3
Board Member	Heather P. Brinkworth
ADEFP Budget *	\$2,620,000

### SCHOOL PROJECTS \*\*

Scope	Phase	% of Phase	Comments
Bldg Envelope Impr. (Roof, Window, Ext Wall, etc.)	Pending Start		Planning Phase to begin: Q1 2018
Fire Alarm	Pending Start		Planning Phase to begin: Q1 2018
HVAC Improvements	Pending Start		Planning Phase to begin: Q1 2018
Media Center improvements	Pending Start		Planning Phase to begin: Q1 2018
School Choice Enhancement	Pending Start		Process beginning: Q3 2018.

## Fox Trail Elementary School



Project Information	
Street Address	1250 NOB HILL ROAD
	DAVIE
Location Num	3531
Board District	6
Board Member	Laurie Rich Levinson
ADEFP Budget *	\$1,342,000

### SCHOOL PROJECTS \*\*

Scope	Phase	% of Phase	Comments
Bldg Envelope Impr. (Roof, Window, Ext Wall, etc.)	Pending Start		Planning Phase to begin: Q1 2017
HVAC Improvements	Pending Start		Planning Phase to begin: Q1 2017
Music Room Renovation	Pending Start		Planning Phase to begin: Q1 2017
Conversion of Existing Space to Music and/or Art Lab(s)	Pending Start		Planning Phase to begin: Q1 2017
Art Room Renovation and Equipment	Pending Start		Planning Phase to begin: Q1 2017
School Choice Enhancement	Planning		Scope selections underway

## Gator Run Elementary School



Project Information	
Street Address	1101 ARVIDA PARKWAY
	WESTON
Location Num	3642
Board District	6
Board Member	Laurie Rich Levinson
ADEFP Budget *	\$3,308,000

### SCHOOL PROJECTS \*\*

Scope	Phase	% of Phase	Comments
Bldg Envelope Impr. (Roof, Window, Ext Wall, etc.)	Pending Start		Board approval to adv. design: 12/6/16
HVAC Improvements	Pending Start		Board approval to adv. design: 12/6/16
Music Room Renovation	Pending Start		Board approval to adv. design: 12/6/16
Conversion of Existing Space to Music and/or Art Lab(s)	Pending Start		Board approval to adv. design: 12/6/16
Art Room Renovation and Equipment	Pending Start		Board approval to adv. design: 12/6/16
School Choice Enhancement	Pending Start		Process beginning: Q4 2016.



## Glades Middle School



### Project Information

<b>Street Address</b>	16700 SW 48 COURT
	MIRAMAR
<b>Location Num</b>	2021
<b>Board District</b>	2
<b>Board Member</b>	Patricia Good
<b>ADEFP Budget *</b>	\$892,000

### SCHOOL PROJECTS \*\*

Scope	Phase	% of Phase	Comments
Bldg Envelope Impr. (Roof, Window, Ext Wall, etc.)	Pending Start		Planning Phase to begin: Q1 2017
HVAC Improvements	Pending Start		Planning Phase to begin: Q1 2017
School Choice Enhancement	Planning		Scope selections underway

## Griffin Elementary School



Project Information	
Street Address	5050 SW 116 AVENUE
	COOPER CITY
Location Num	2851
Board District	6
Board Member	Laurie Rich Levinson
ADEFP Budget *	\$2,999,935

### SCHOOL PROJECTS \*\*

Scope	Phase	% of Phase	Comments
Replace existing generator with new. Provide a new emergency generator and c	Complete	100%	Work Completed
PE/Athletic Improvements	Design	1%	Design underway
Bldg Envelope Impr. (Roof, Window, Ext Wall, etc.)	Design	1%	Design underway
Fire Alarm	Design	1%	Design underway
HVAC Improvements	Design	1%	Design underway
Media Center improvements	Design	1%	Design underway
Safety / Security Upgrade	Design	1%	Design underway
School Choice Enhancement	Implementation	0%	Implementation Phase

**Gulfstream Academy of Hallendale Beach (fka: Hallendale Adult & Community Ce**



Project Information	
Street Address	1000 SW 3RD STREET
	HALLANDALE
Location Num	0592
Board District	1
Board Member	Ann Murray
ADEFP Budget *	\$5,973,700

**SCHOOL PROJECTS** \*\*

Scope	Phase	% of Phase	Comments
Re-Roof Buildings #13 & 14	Complete	100%	Work Completed
Replacement of building 9	Designer Procurement	14%	Board approved adv. design: 9/20/16
Replacement of building 7	Designer Procurement	14%	Board approved adv. design: 9/20/16
Replacement of building 12	Designer Procurement	14%	Board approved adv. design: 9/20/16
Replacement of building 1	Designer Procurement	14%	Board approved adv. design: 9/20/16
Electrical Improvements	Designer Procurement	14%	Board approved adv. design: 9/20/16
Bldg Envelope Impr. (Roof, Window, Ext Wall, etc.)	Designer Procurement	14%	Board approved adv. design: 9/20/16
Fire Sprinklers	Designer Procurement	14%	Board approved adv. design: 9/20/16
HVAC Improvements	Designer Procurement	14%	Board approved adv. design: 9/20/16
Media Center improvements	Designer Procurement	14%	Board approved adv. design: 9/20/16
Safety / Security Upgrade	Designer Procurement	14%	Board approved adv. design: 9/20/16
School Choice Enhancement	Planning		Project on hold

## Gulfstream Middle School



Project Information	
Street Address	120 SW 4 AVENUE
	HALLANDALE
Location Num	3931
Board District	1
Board Member	Ann Murray
ADEFP Budget *	\$5,204,492

### SCHOOL PROJECTS \*\*

Scope	Phase	% of Phase	Comments
Install a new ADA wheelchair lift to access the stage.	Complete	100%	Work Completed
Replacement of building 4	Planning		Project on hold
Bldg Envelope Impr. (Roof, Window, Ext Wall, etc.)	Planning		Project on hold
Fire Alarm	Planning		Project on hold
HVAC Improvements	Planning		Project on hold
Media Center improvements	Planning		Project on hold
Music Room Renovation	Planning		Project on hold
Conversion of Existing Space to Music and/or Art Lab(s)	Planning		Project on hold
Art Room Renovation and Equipment	Planning		Project on hold
School Choice Enhancement	Planning		Project on hold
Single Point of Entry	Planning		Project on hold

## Hallandale Elementary School



### Project Information

<b>Street Address</b>	900 SW 8TH STREET
	HALLANDALE
<b>Location Num</b>	0131
<b>Board District</b>	1
<b>Board Member</b>	Ann Murray
<b>ADEFP Budget *</b>	\$1,665,000

### SCHOOL PROJECTS \*\*

Scope	Phase	% of Phase	Comments
Bldg Envelope Impr. (Roof, Window, Ext Wall, etc.)	Pending Start		Planning Phase to begin: Q1 2018
HVAC Improvements	Pending Start		Planning Phase to begin: Q1 2018
School Choice Enhancement	Pending Start		Process beginning: Q3 2018.

## Hallandale Senior High School



Project Information	
Street Address	720 NW 9 AVENUE
	HALLANDALE
Location Num	0403
Board District	1
Board Member	Ann Murray
ADEFP Budget *	\$8,246,666

### SCHOOL PROJECTS \*\*

Scope	Phase	% of Phase	Comments
Install new science tables, teachers demonstration desk.	Complete	100%	Work Completed
Restore water, electrical and repair fume hood in science lab.	Designer Procurement	10%	
Electrical Improvements	Pending Start		Planning Phase to begin: Q3 2017
Bldg Envelope Impr. (Roof, Window, Ext Wall, etc.)	Pending Start		Planning Phase to begin: Q3 2017
Fire Alarm	Pending Start		Planning Phase to begin: Q3 2017
Fire Sprinklers	Pending Start		Planning Phase to begin: Q3 2017
HVAC Improvements	Pending Start		Planning Phase to begin: Q3 2017
Media Center improvements	Pending Start		Planning Phase to begin: Q3 2017
School Choice Enhancement	Pending Start		Process beginning: Q3 2018.
STEM Lab improvements	Pending Start		Planning Phase to begin: Q3 2017
Weight Room Renovation	Pending Start		Planning Phase to begin: Q3 2017
Track Resurfacing	Planning		

## Harbordale Elementary School



Project Information	
Street Address	900 SE 15 STREET
	FORT LAUDERDALE
Location Num	0491
Board District	3
Board Member	Heather P. Brinkworth
ADEFP Budget *	\$1,384,000

### SCHOOL PROJECTS \*\*

Scope	Phase	% of Phase	Comments
Bldg Envelope Impr. (Roof, Window, Ext Wall, etc.)	Pending Start		Planning Phase to begin: Q1 2018
HVAC Improvements	Pending Start		Planning Phase to begin: Q1 2018
School Choice Enhancement	Pending Start		Process beginning: Q3 2018.

## Hawkes Bluff Elementary School



Project Information	
Street Address	5900 SW 160 AVENUE
	DAVIE
Location Num	3131
Board District	2
Board Member	Patricia Good
ADEFP Budget *	\$3,446,000

### SCHOOL PROJECTS \*\*

Scope	Phase	% of Phase	Comments
Bldg Envelope Impr. (Roof, Window, Ext Wall, etc.)	Designer Procurement	70%	Design negotiations underway
HVAC Improvements	Designer Procurement	70%	Design negotiations underway
School Choice Enhancement	Planning		Scope selections underway



## Heron Heights Elementary School



Project Information	
Street Address	11010 NOB HILL ROAD
	PARKLAND
Location Num	3961
Board District	4
Board Member	Abby M. Freedman
ADEFP Budget *	\$2,085,694

### SCHOOL PROJECTS \*\*

Scope	Phase	% of Phase	Comments
Bldg Envelope Impr. (Roof, Window, Ext Wall, etc.)	Pending Start		Planning Phase to begin: Q3 2018
HVAC Improvements	Pending Start		Planning Phase to begin: Q3 2018
Music Room Renovation	Pending Start		Planning Phase to begin: Q3 2018
Conversion of Existing Space to Music and/or Art Lab(s)	Pending Start		Planning Phase to begin: Q3 2018
School Choice Enhancement	Pending Start		Process beginning: Q3 2018.

## Hollywood Central Elementary School



Project Information	
Street Address	1700 MONROE STREET
	HOLLYWOOD
Location Num	0121
Board District	1
Board Member	Ann Murray
ADEFP Budget *	\$5,188,000

### SCHOOL PROJECTS \*\*

Scope	Phase	% of Phase	Comments
Electrical Improvements	Pending Start		Planning Phase to begin: Q2 2017
Bldg Envelope Impr. (Roof, Window, Ext Wall, etc.)	Pending Start		Planning Phase to begin: Q2 2017
HVAC Improvements	Pending Start		Planning Phase to begin: Q2 2017
Safety / Security Upgrade	Pending Start		Planning Phase to begin: Q2 2017
School Choice Enhancement	Pending Start		Process beginning: Q3 2017.

## Hollywood Hills Elementary School



Project Information	
Street Address	3501 TAFT STREET
	HOLLYWOOD
Location Num	0111
Board District	1
Board Member	Ann Murray
ADEFP Budget *	\$3,659,000

### SCHOOL PROJECTS \*\*

Scope	Phase	% of Phase	Comments
Electrical Improvements	Pending Start		Planning Phase to begin: Q1 2018
Bldg Envelope Impr. (Roof, Window, Ext Wall, etc.)	Pending Start		Planning Phase to begin: Q1 2018
Fire Sprinklers	Pending Start		Planning Phase to begin: Q1 2018
HVAC Improvements	Pending Start		Planning Phase to begin: Q1 2018
Safety / Security Upgrade	Pending Start		Planning Phase to begin: Q1 2018
School Choice Enhancement	Pending Start		Process beginning: Q3 2018.
Single Point of Entry	Pending Start		Planning Phase to begin: Q1 2018

## Hollywood Hills Senior High School



Project Information	
Street Address	5400 STIRLING ROAD
	HOLLYWOOD
Location Num	1661
Board District	1
Board Member	Ann Murray
ADEFP Budget *	\$16,648,000

### SCHOOL PROJECTS \*\*

Scope	Phase	% of Phase	Comments
Installation of a new dedicated split DX AC unit in Bldg 1 Rm 111D.	Complete	100%	Work Completed
Track Resurfacing	Construction		
Electrical Improvements	Designer Procurement	85%	Designer negotiations underway
Fire Alarm	Designer Procurement	85%	Designer negotiations underway
Fire Sprinklers	Designer Procurement	85%	Designer negotiations underway
HVAC Improvements	Designer Procurement	85%	Designer negotiations underway
Media Center improvements	Designer Procurement	85%	Designer negotiations underway
Roof Replacement	Designer Procurement	85%	Designer negotiations underway
Safety / Security Upgrade	Designer Procurement	85%	Designer negotiations underway
Single Point of Entry	Designer Procurement	10%	
STEM Lab improvements	Designer Procurement	85%	Designer negotiations underway
Weight Room Renovation	Designer Procurement	85%	Designer negotiations underway
School Choice Enhancement	Planning		Scope selections underway

## Hollywood Park Elementary School



Project Information	
Street Address	901 N 69 WAY
	HOLLYWOOD
Location Num	1761
Board District	1
Board Member	Ann Murray
ADEFP Budget *	\$4,528,000

### SCHOOL PROJECTS \*\*

Scope	Phase	% of Phase	Comments
Electrical Improvements	Designer Procurement	80%	Board award of designer: 11/1/16
Bldg Envelope Impr. (Roof, Window, Ext Wall, etc.)	Designer Procurement	80%	Board award of designer: 11/1/16
Fire Sprinklers	Designer Procurement	80%	Board award of designer: 11/1/16
HVAC Improvements	Designer Procurement	80%	Board award of designer: 11/1/16
Media Center improvements	Designer Procurement	80%	Board award of designer: 11/1/16
School Choice Enhancement	Planning		Scope selections underway

## Horizon Elementary School



Project Information	
Street Address	2101 PINE ISLAND ROAD
	SUNRISE
Location Num	2531
Board District	5
Board Member	Dr. Rosalind Osgood
ADEFP Budget *	\$1,223,000

### SCHOOL PROJECTS \*\*

Scope	Phase	% of Phase	Comments
Bldg Envelope Impr. (Roof, Window, Ext Wall, etc.)	Pending Start		Planning Phase to begin: Q3 2017
HVAC Improvements	Pending Start		Planning Phase to begin: Q3 2017
Media Center improvements	Pending Start		Planning Phase to begin: Q3 2017
School Choice Enhancement	Pending Start		Process beginning: Q3 2017.
Single Point of Entry	Pending Start		Planning Phase to begin: Q3 2017

## Hunt, James S. Elementary School



Project Information	
Street Address	7800 NW 35 COURT
	CORAL SPRINGS
Location Num	1971
Board District	4
Board Member	Abby M. Freedman
ADEFP Budget *	\$5,267,000

### SCHOOL PROJECTS \*\*

Scope	Phase	% of Phase	Comments
Bldg Envelope Impr. (Roof, Window, Ext Wall, etc.)	Pending Start		Planning Phase to begin: Q1 2018
Fire Alarm	Pending Start		Planning Phase to begin: Q1 2018
Fire Sprinklers	Pending Start		Planning Phase to begin: Q1 2018
HVAC Improvements	Pending Start		Planning Phase to begin: Q1 2018
Media Center improvements	Pending Start		Planning Phase to begin: Q1 2018
School Choice Enhancement	Pending Start		Process beginning: Q3 2018.

## Indian Ridge Middle School



Project Information	
Street Address	1355 NOB HILL ROAD
	DAVIE
Location Num	3471
Board District	6
Board Member	Laurie Rich Levinson
ADEFP Budget *	\$5,905,000

### SCHOOL PROJECTS \*\*

Scope	Phase	% of Phase	Comments
Bldg Envelope Impr. (Roof, Window, Ext Wall, etc.)	Design	1%	Design underway
HVAC Improvements	Design	1%	Design underway
Music Room Renovation	Design	1%	Design underway
Conversion of Existing Space to Music and/or Art Lab(s)	Design	1%	Design underway
Art Room Renovation and Equipment	Design	1%	Design underway
School Choice Enhancement	Implementation	0%	Implementation Phase



## Indian Trace Elementary School



Project Information	
Street Address	400 INDIAN TRACE
	WESTON
Location Num	3181
Board District	6
Board Member	Laurie Rich Levinson
ADEFP Budget *	\$3,889,000

### SCHOOL PROJECTS \*\*

Scope	Phase	% of Phase	Comments
Bldg Envelope Impr. (Roof, Window, Ext Wall, etc.)	Pending Start		Planning Phase to begin: Q4 2017
Fire Alarm	Pending Start		Planning Phase to begin: Q4 2017
HVAC Improvements	Pending Start		Planning Phase to begin: Q4 2017
School Choice Enhancement	Pending Start		Process beginning: Q3 2017.

## King, Martin Luther (Dr. Martin Luther King, Jr. Montessori Academy)



Project Information	
Street Address	591 NW 31 AVENUE
	FORT LAUDERDALE
Location Num	1611
Board District	5
Board Member	Dr. Rosalind Osgood
ADEFP Budget *	\$1,348,615

### SCHOOL PROJECTS \*\*

Scope	Phase	% of Phase	Comments
HVAC Improvements - Chiller	Complete	100%	Work Completed
New fire hydrant east of Bldg 4 in the grassy area of the loop drive.	Complete	100%	Work Completed
Bldg Envelope Impr. (Roof, Window, Ext Wall, etc.)	Designer Procurement	10%	
Fire Sprinklers	Designer Procurement	10%	
HVAC Improvements - Other	Designer Procurement	10%	
School Choice Enhancement	Implementation	0%	Implementation Phase

## Lake Forest Elementary School



Project Information	
Street Address	3550 SW 48 AVENUE
	PEMBROKE PARK
Location Num	0831
Board District	1
Board Member	Ann Murray
ADEFP Budget *	\$2,964,000

### SCHOOL PROJECTS \*\*

Scope	Phase	% of Phase	Comments
Re-roof of Building #4 in accordance with all applicable Codes and Standards.	Construction		In Warranty Phase
Bldg Envelope Impr. (Roof, Window, Ext Wall, etc.)	Pending Start		Planning Phase to begin: Q4 2016
HVAC Improvements	Pending Start		Planning Phase to begin: Q4 2016
School Choice Enhancement	Pending Start		Process beginning: Q4 2016.
Single Point of Entry	Pending Start		Planning Phase to begin: Q4 2016

## Lakeside Elementary School



Project Information	
Street Address	900 NW 136 AVENUE
	PEMBROKE PINES
Location Num	3591
Board District	2
Board Member	Patricia Good
ADEFP Budget *	\$3,506,000

### SCHOOL PROJECTS \*\*

Scope	Phase	% of Phase	Comments
New AC unit for Comm. Equip Rm, 154G.	Complete	100%	Work Completed
Bldg Envelope Impr. (Roof, Window, Ext Wall, etc.)	Pending Start		Planning Phase to begin: Q1 2018
HVAC Improvements	Pending Start		Planning Phase to begin: Q1 2018
School Choice Enhancement	Pending Start		Process beginning: Q3 2018.

## Lanier-James Education Center



### Project Information

<b>Street Address</b>	1050 NW 7TH COURT HALLANDALE
<b>Location Num</b>	0405
<b>Board District</b>	1
<b>Board Member</b>	Ann Murray
<b>ADEFP Budget *</b>	\$212,000

### SCHOOL PROJECTS \*\*

Scope	Phase	% of Phase	Comments
School Choice Enhancement	Planning		Scope selections underway

## Larkdale Elementary School



Project Information	
Street Address	3250 NW 12 PLACE
	FORT LAUDERDALE
Location Num	0621
Board District	5
Board Member	Dr. Rosalind Osgood
ADEFP Budget *	\$1,670,000

### SCHOOL PROJECTS \*\*

Scope	Phase	% of Phase	Comments
Replacement of building 1	Pending Start		Planning Phase to begin: Q2 2017
Bldg Envelope Impr. (Roof, Window, Ext Wall, etc.)	Pending Start		Planning Phase to begin: Q2 2017
Fire Alarm	Pending Start		Planning Phase to begin: Q2 2017
HVAC Improvements	Pending Start		Planning Phase to begin: Q2 2017
School Choice Enhancement	Pending Start		Process beginning: Q3 2018.
Single Point of Entry	Pending Start		Planning Phase to begin: Q2 2017

## Lauderdale Lakes Middle School



Project Information	
Street Address	3911 NW 30 AVENUE
	LAUDERDALE LAKES
Location Num	1701
Board District	5
Board Member	Dr. Rosalind Osgood
ADEFP Budget *	\$6,847,000

### SCHOOL PROJECTS \*\*

Scope	Phase	% of Phase	Comments
Fire Alarm	Design	3%	Design Kick-off meeting held on 9/14/16
Fire Sprinklers	Design	3%	Design Kick-off meeting held on 9/14/16
Media Center improvements	Design	3%	Design Kick-off meeting held on 9/14/16
Roof repair, stucco and waterproof, interior repairs, HVAC - evaluation, T&B and	Design	3%	Design Kick-off meeting held on 9/14/16
School Choice Enhancement	Planning		Scope selections underway

## Lauderdale Manors Early Learning and Resource Center



Project Information	
Street Address	1400 NW 14 COURT
Location Num	0431
Board District	5
Board Member	Dr. Rosalind Osgood
ADEFP Budget *	\$3,135,056

### SCHOOL PROJECTS \*\*

Scope	Phase	% of Phase	Comments
Renovate Restroom	Designer Procurement	60%	Design negotiations underway
Bldg Envelope Impr. (Roof, Window, Ext Wall, etc.)	Designer Procurement	60%	Design negotiations underway
HVAC Improvements	Designer Procurement	60%	Design negotiations underway
School Choice Enhancement	Planning		Scope selections underway



## Lauderhill 6-12 School



Project Information	
Street Address	1901 NW 49 AVENUE
	LAUDERHILL
Location Num	1391
Board District	5
Board Member	Dr. Rosalind Osgood
ADEFP Budget *	\$6,928,000

### SCHOOL PROJECTS \*\*

Scope	Phase	% of Phase	Comments
Fire Alarm	Designer Procurement	14%	QSEC for designer selection: for 11/7/16
Fire Sprinklers	Designer Procurement	14%	QSEC for designer selection: for 11/7/16
HVAC Improvements	Designer Procurement	14%	QSEC for designer selection: for 11/7/16
Media Center improvements	Designer Procurement	14%	QSEC for designer selection: for 11/7/16
Roof repairs, new elevator, remodel mezzanine, covered walkway, gym lights	Designer Procurement	14%	QSEC for designer selection: for 11/7/16
Single Point of Entry	Designer Procurement	10%	
Weight Room Renovation	Designer Procurement	14%	QSEC for designer selection: for 11/7/16
School Choice Enhancement	Planning		Scope selections underway

## Lauderhill-Paul Turner Elementary School



Project Information	
Street Address	1500 NW 49 AVENUE
	LAUDERHILL
Location Num	1381
Board District	5
Board Member	Dr. Rosalind Osgood
ADEFP Budget *	\$2,791,000

### SCHOOL PROJECTS \*\*

Scope	Phase	% of Phase	Comments
Provide alum. walkway cover and side walk parent pick up and drop off area for s	Complete	100%	Work Completed
Bldg Envelope Impr. (Roof, Window, Ext Wall, etc.)	Pending Start		Planning Phase to begin: Q1 2018
Fire Sprinklers	Pending Start		Planning Phase to begin: Q1 2018
HVAC Improvements	Pending Start		Planning Phase to begin: Q1 2018
School Choice Enhancement	Pending Start		Process beginning: Q3 2018.

## Liberty Elementary School



Project Information	
Street Address	2450 BANKS ROAD
	MARGATE
Location Num	3821
Board District	7
Board Member	Nora Rupert
ADEFP Budget *	\$920,000

### SCHOOL PROJECTS \*\*

Scope	Phase	% of Phase	Comments
School Choice Enhancement	Implementation	0%	Implementation Phase
PE/Athletic Improvements	Pending Start		Planning Phase to begin: Q2 2017
HVAC Improvements	Pending Start		Planning Phase to begin: Q2 2017
Music Room Renovation	Pending Start		Planning Phase to begin: Q2 2017
Conversion of Existing Space to Music and/or Art Lab(s)	Pending Start		Planning Phase to begin: Q2 2017

## Lloyd Estates Elementary School



Project Information	
Street Address	750 NW 41 STREET
	OAKLAND PARK
Location Num	1091
Board District	3
Board Member	Heather P. Brinkworth
ADEFP Budget *	\$2,581,000

### SCHOOL PROJECTS \*\*

Scope	Phase	% of Phase	Comments
Bldg Envelope Impr. (Roof, Window, Ext Wall, etc.)	Designer Procurement	50%	Designer selection - QSEC: 10/13/16
Fire Alarm	Designer Procurement	50%	Designer selection - QSEC: 10/13/16
Fire Sprinklers	Designer Procurement	50%	Designer selection - QSEC: 10/13/16
HVAC Improvements	Designer Procurement	50%	Designer selection - QSEC: 10/13/16
Media Center improvements	Designer Procurement	50%	Designer selection - QSEC: 10/13/16
School Choice Enhancement	Planning		Scope selections underway

## Lyons Creek Middle School



Project Information	
Street Address	4333 SOL PRESS BOULEVARD
	COCONUT CREEK
Location Num	3101
Board District	7
Board Member	Nora Rupert
ADEFP Budget *	\$3,767,502

### SCHOOL PROJECTS \*\*

Scope	Phase	% of Phase	Comments
SBBC in a joint agreement w/ the City of Coconut Creek, for the design of a Pedes	Complete	100%	Work Completed
Bldg Envelope Impr. (Roof, Window, Ext Wall, etc.)	Pending Start		Planning Phase to begin: Q4 2018
HVAC Improvements	Pending Start		Planning Phase to begin: Q4 2018
Music Room Renovation	Pending Start		Planning Phase to begin: Q4 2018
Conversion of Existing Space to Music and/or Art Lab(s)	Pending Start		Planning Phase to begin: Q4 2018
Art Room Renovation and Equipment	Pending Start		Planning Phase to begin: Q4 2018
School Choice Enhancement	Pending Start		Process beginning: Q3 2018.

## Manatee Bay Elementary School



### Project Information

<b>Street Address</b>	19200 SW 36 STREET WESTON
<b>Location Num</b>	3841
<b>Board District</b>	6
<b>Board Member</b>	Laurie Rich Levinson
<b>ADEFP Budget *</b>	\$2,468,200

### SCHOOL PROJECTS \*\*

Scope	Phase	% of Phase	Comments
Design and Install 200 LF of covered Canopy at Portable Units #1536P; 1537P; 15	Design	1%	Design underway
Bldg Envelope Impr. (Roof, Window, Ext Wall, etc.)	Design	1%	Design underway
HVAC Improvements	Design	1%	Design underway
Music Room Renovation	Design	1%	Design underway
Conversion of Existing Space to Music and/or Art Lab(s)	Design	1%	Design underway
Art Room Renovation and Equipment	Design	1%	Design underway
School Choice Enhancement	Implementation	0%	Implementation Phase

## Maplewood Elementary School



Project Information	
Street Address	9850 RAMBLEWOOD DRIVE
	CORAL SPRINGS
Location Num	2741
Board District	4
Board Member	Abby M. Freedman
ADEFP Budget *	\$3,122,629

### SCHOOL PROJECTS \*\*

Scope	Phase	% of Phase	Comments
Bldg Envelope Impr. (Roof, Window, Ext Wall, etc.)	Design	5%	Design Kick-off meeting held
Fire Alarm	Design	5%	Design Kick-off meeting held
ADA Restrooms & Fire Sprinkler @ Restrooms	Design	5%	Design Kick-off meeting held
School Choice Enhancement	Implementation	0%	Implementation Phase
HVAC Improvements	Pending Start		Planning Phase to begin: Q3 2017
Media Center improvements	Pending Start		Planning Phase to begin: Q3 2017

## Margate Elementary School



Project Information	
Street Address	6300 NW 18 STREET
	MARGATE
Location Num	1161
Board District	4
Board Member	Abby M. Freedman
ADEFP Budget *	\$5,155,753

### SCHOOL PROJECTS \*\*

Scope	Phase	% of Phase	Comments
Replacement of building 1	Design	1%	Design underway
Bldg Envelope Impr. (Roof, Window, Ext Wall, etc.)	Design	1%	Design underway
Fire Sprinklers	Design	1%	Design underway
HVAC Improvements	Design	1%	Design underway
Music Room Renovation	Design	1%	Design underway
Conversion of Existing Space to Music and/or Art Lab(s)	Design	1%	Design underway
Single Point of Entry	Design	1%	Design underway
School Choice Enhancement	Implementation	0%	Implementation Phase



## Margate Middle School



Project Information	
Street Address	500 NW 65 AVENUE
	MARGATE
Location Num	0581
Board District	7
Board Member	Nora Rupert
ADEFP Budget *	\$9,355,000

### SCHOOL PROJECTS \*\*

Scope	Phase	% of Phase	Comments
School Choice Enhancement	Pending Start		Process beginning: Q4 2016.
Electrical Improvements	Planning		Board approval to adv. design: 10/18/16
Bldg Envelope Impr. (Roof, Window, Ext Wall, etc.)	Planning		Board approval to adv. design: 10/18/16
Fire Alarm	Planning		Board approval to adv. design: 10/18/16
Fire Sprinklers	Planning		Board approval to adv. design: 10/18/16
HVAC Improvements	Planning		Board approval to adv. design: 10/18/16
Media Center improvements	Planning		Board approval to adv. design: 10/18/16
Conversion of Existing Space to Music and/or Art Lab(s)	Planning		Board approval to adv. design: 10/18/16
Art Room Renovation and Equipment	Planning		Board approval to adv. design: 10/18/16
Safety / Security Upgrade	Planning		Board approval to adv. design: 10/18/16
Single Point of Entry	Planning		Board approval to adv. design: 10/18/16

## Markham, C. Robert Elementary School



Project Information	
Street Address	1501 NW 15 AVENUE
	POMPANO BEACH
Location Num	1671
Board District	7
Board Member	Nora Rupert
ADEFP Budget *	\$9,510,000

### SCHOOL PROJECTS \*\*

Scope	Phase	% of Phase	Comments
Replacement of building 1	Pending Start		Planning Phase to begin: Q3 2017
Bldg Envelope Impr. (Roof, Window, Ext Wall, etc.)	Pending Start		Planning Phase to begin: Q3 2017
Fire Alarm	Pending Start		Planning Phase to begin: Q3 2017
Fire Sprinklers	Pending Start		Planning Phase to begin: Q3 2017
HVAC Improvements	Pending Start		Planning Phase to begin: Q3 2017
School Choice Enhancement	Pending Start		Process beginning: Q3 2017.

## McArthur Senior High School



Project Information	
Street Address	6501 HOLLYWOOD BOULEVARD
	HOLLYWOOD
Location Num	0241
Board District	1
Board Member	Ann Murray
ADEFP Budget *	\$12,910,921

### SCHOOL PROJECTS \*\*

Scope	Phase	% of Phase	Comments
Install new alum. canopies along the existing walkways from the Cafeteria Bldg t	Complete	100%	Work Completed
Replace the existing roof top air conditioning units at Building 1 and 20.	Complete	100%	Work Completed
Replacement of building 1	Pending Start		Planning Phase to begin: Q2 2017
Electrical Improvements	Pending Start		Planning Phase to begin: Q2 2017
Bldg Envelope Impr. (Roof, Window, Ext Wall, etc.)	Pending Start		Planning Phase to begin: Q2 2017
Fire Sprinklers	Pending Start		Planning Phase to begin: Q2 2017
HVAC Improvements	Pending Start		Planning Phase to begin: Q2 2017
Media Center improvements	Pending Start		Planning Phase to begin: Q2 2017
Safety / Security Upgrade	Pending Start		Planning Phase to begin: Q2 2017
School Choice Enhancement	Pending Start		Process beginning: Q3 2017.
Single Point of Entry	Pending Start		Planning Phase to begin: Q2 2017
STEM Lab improvements	Pending Start		Planning Phase to begin: Q2 2017
Weight Room Renovation	Pending Start		Planning Phase to begin: Q2 2017

## McFatter Technical College



Project Information	
Street Address	6500 NOVA DRIVE
	DAVIE
Location Num	1291
Board District	6
Board Member	Laurie Rich Levinson
ADEFP Budget *	\$7,959,525

### SCHOOL PROJECTS \*\*

Scope	Phase	% of Phase	Comments
ADA Renovate Restroom	Designer Procurement	50%	Proposal received. QSEC 10/27/16.
Electrical Improvements	Designer Procurement	50%	Proposal received. QSEC 10/27/16.
Bldg Envelope Impr. (Roof, Window, Ext Wall, etc.)	Designer Procurement	50%	Proposal received. QSEC 10/27/16.
Fire Alarm	Designer Procurement	50%	Proposal received. QSEC 10/27/16.
Fire Sprinklers	Designer Procurement	50%	Proposal received. QSEC 10/27/16.
HVAC repairs to include buildings 1,2,4,5.	Designer Procurement	50%	Proposal received. QSEC 10/27/16.
Media Center improvements	Designer Procurement	50%	Proposal received. QSEC 10/27/16.
Safety / Security Upgrade	Designer Procurement	50%	Proposal received. QSEC 10/27/16.
School Choice Enhancement	Planning		Scope selections underway

## McFatter Technical, Broward Fire Academy



Project Information	
Street Address	2600 SW 71 TERRACE
Location Num	2771
Board District	6
Board Member	Laurie Rich Levinson
ADEFP Budget *	\$369,000

### SCHOOL PROJECTS \*\*

Scope	Phase	% of Phase	Comments
Bldg Envelope Impr. (Roof, Window, Ext Wall, etc.)	Designer Procurement	10%	Designer negotiations underway
Fire Sprinklers	Designer Procurement	10%	Designer negotiations underway
School Choice Enhancement	Implementation	0%	Implementation Phase

## McNab Elementary School



Project Information	
Street Address	1350 SE 9 AVENUE
	POMPANO BEACH
Location Num	0841
Board District	3
Board Member	Heather P. Brinkworth
ADEFP Budget *	\$1,714,000

### SCHOOL PROJECTS \*\*

Scope	Phase	% of Phase	Comments
Bldg Envelope Impr. (Roof, Window, Ext Wall, etc.)	Pending Start		Planning Phase to begin: Q4 2016
HVAC Improvements	Pending Start		Planning Phase to begin: Q4 2016
School Choice Enhancement	Pending Start		Process beginning: Q4 2016.

## McNicol Middle School



Project Information	
Street Address	1602 S 27 AVENUE
	HOLLYWOOD
Location Num	0481
Board District	1
Board Member	Ann Murray
ADEFP Budget *	\$1,843,000

### SCHOOL PROJECTS \*\*

Scope	Phase	% of Phase	Comments
Bldg Envelope Impr. (Roof, Window, Ext Wall, etc.)	Designer Procurement	5%	Planning Phase to begin: Q4 2016
Fire Sprinklers	Designer Procurement	5%	Planning Phase to begin: Q4 2016
School Choice Enhancement	Implementation	0%	Implementation Phase
HVAC Improvements	Pending Start		Planning Phase to begin: Q4 2017
Music Room Renovation	Pending Start		Planning Phase to begin: Q4 2017
Conversion of Existing Space to Music and/or Art Lab(s)	Pending Start		Planning Phase to begin: Q4 2017
Single Point of Entry	Pending Start		Planning Phase to begin: Q4 2017

## Meadowbrook Elementary School



Project Information	
Street Address	2300 SW 46 AVENUE
	FORT LAUDERDALE
Location Num	0761
Board District	3
Board Member	Heather P. Brinkworth
ADEFP Budget *	\$1,434,000

### SCHOOL PROJECTS \*\*

Scope	Phase	% of Phase	Comments
Electrical Improvements	Pending Start		Planning Phase to begin: Q2 2018
Bldg Envelope Impr. (Roof, Window, Ext Wall, etc.)	Pending Start		Planning Phase to begin: Q2 2018
Fire Sprinklers	Pending Start		Planning Phase to begin: Q2 2018
HVAC Improvements	Pending Start		Planning Phase to begin: Q2 2018
School Choice Enhancement	Pending Start		Process beginning: Q3 2018.



## Millennium Middle School



### Project Information

<b>Street Address</b>	5803 NW 94 AVENUE
	TAMARAC
<b>Location Num</b>	4772
<b>Board District</b>	4
<b>Board Member</b>	Abby M. Freedman
<b>ADEFP Budget *</b>	\$3,549,000

### SCHOOL PROJECTS \*\*

Scope	Phase	% of Phase	Comments
Bldg Envelope Impr. (Roof, Window, Ext Wall, etc.)	Pending Start		Planning Phase to begin: Q4 2017
Fire Alarm	Pending Start		Planning Phase to begin: Q4 2017
HVAC Improvements	Pending Start		Planning Phase to begin: Q4 2017
Conversion of Existing Space to Music and/or Art Lab(s)	Pending Start		Planning Phase to begin: Q4 2017
Art Room Renovation and Equipment	Pending Start		Planning Phase to begin: Q4 2017
School Choice Enhancement	Pending Start		Process beginning: Q3 2017.

## Miramar Elementary School



Project Information	
Street Address	6831 SW 26 STREET
	MIRAMAR
Location Num	0531
Board District	1
Board Member	Ann Murray
ADEFP Budget *	\$4,271,000

### SCHOOL PROJECTS \*\*

Scope	Phase	% of Phase	Comments
Bldg Envelope Impr. (Roof, Window, Ext Wall, etc.)	Designer Procurement	95%	Pending execution of design contract
HVAC Improvements	Designer Procurement	95%	Pending execution of design contract
School Choice Enhancement	Planning		Scope selections underway

## Miramar Senior High School



Project Information	
Street Address	3601 SW 89 AVENUE
	MIRAMAR
Location Num	1751
Board District	2
Board Member	Patricia Good
ADEFP Budget *	\$13,214,000

### SCHOOL PROJECTS \*\*

Scope	Phase	% of Phase	Comments
Electrical Improvements	Pending Start		Planning Phase to begin: Q3 2017
Bldg Envelope Impr. (Roof, Window, Ext Wall, etc.)	Pending Start		Planning Phase to begin: Q3 2017
Fire Alarm	Pending Start		Planning Phase to begin: Q3 2017
Fire Sprinklers	Pending Start		Planning Phase to begin: Q3 2017
HVAC Improvements	Pending Start		Planning Phase to begin: Q3 2017
Media Center improvements	Pending Start		Planning Phase to begin: Q3 2017
Music Room Renovation	Pending Start		Planning Phase to begin: Q3 2017
Conversion of Existing Space to Music and/or Art Lab(s)	Pending Start		Planning Phase to begin: Q3 2017
School Choice Enhancement	Pending Start		Process beginning: Q3 2017.
Single Point of Entry	Pending Start		Planning Phase to begin: Q3 2017
STEM Lab improvements	Pending Start		Planning Phase to begin: Q3 2017
Weight Room Renovation	Pending Start		Planning Phase to begin: Q3 2017
Track Resurfacing	Planning		

## Mirror Lake Elementary School



Project Information	
Street Address	1200 NW 72 AVENUE
	PLANTATION
Location Num	1841
Board District	5
Board Member	Dr. Rosalind Osgood
ADEFP Budget *	\$2,015,000

### SCHOOL PROJECTS \*\*

Scope	Phase	% of Phase	Comments
Bldg Envelope Impr. (Roof, Window, Ext Wall, etc.)	Pending Start		Planning Phase to begin: Q4 2016
Fire Sprinklers	Pending Start		Planning Phase to begin: Q4 2016
HVAC Improvements	Pending Start		Planning Phase to begin: Q4 2016
Media Center improvements	Pending Start		Planning Phase to begin: Q4 2016
School Choice Enhancement	Pending Start		Process beginning: Q4 2016.

## Monarch Senior High School



Project Information	
Street Address	5050 WILES ROAD
	COCONUT CREEK
Location Num	3541
Board District	7
Board Member	Nora Rupert
ADEFP Budget *	\$3,959,000

### SCHOOL PROJECTS \*\*

Scope	Phase	% of Phase	Comments
Bldg Envelope Impr. (Roof, Window, Ext Wall, etc.)	Pending Start		Planning Phase to begin: Q3 2018
HVAC Improvements	Pending Start		Planning Phase to begin: Q3 2018
School Choice Enhancement	Pending Start		Process beginning: Q3 2017.
Weight Room Renovation	Pending Start		Planning Phase to begin: Q3 2018
Track Resurfacing	Planning		

## Morrow Elementary School



Project Information	
Street Address	408 SW 76 TERRACE
	NORTH LAUDERDALE
Location Num	2691
Board District	4
Board Member	Abby M. Freedman
ADEFP Budget *	\$2,757,623

### SCHOOL PROJECTS \*\*

Scope	Phase	% of Phase	Comments
ADA Stage Lift	Designer Procurement	20%	Design negotiations underway
Fire Sprinkler Protection and Fire Alarm	Designer Procurement	20%	Design negotiations underway
Electrical Improvements	Pending Start		Planning Phase to begin: Q2 2017
HVAC Improvements	Pending Start		Planning Phase to begin: Q2 2017
Media Center improvements	Pending Start		Planning Phase to begin: Q2 2017
Single Point of Entry	Pending Start		Planning Phase to begin: Q2 2017
School Choice Enhancement	Planning		Scope selections underway

## New Renaissance Middle School



Project Information	
Street Address	10701 MIRAMAR BOULEVARD
	MIRAMAR
Location Num	3911
Board District	2
Board Member	Patricia Good
ADEFP Budget *	\$4,046,000

### SCHOOL PROJECTS \*\*

Scope	Phase	% of Phase	Comments
Bldg Envelope Impr. (Roof, Window, Ext Wall, etc.)	Pending Start		Planning Phase to begin: Q4 2018
HVAC Improvements	Pending Start		Planning Phase to begin: Q4 2018
School Choice Enhancement	Pending Start		Process beginning: Q3 2017.

## New River Middle School



Project Information	
Street Address	3100 RIVERLAND ROAD
	FORT LAUDERDALE
Location Num	0881
Board District	3
Board Member	Heather P. Brinkworth
ADEFP Budget *	\$2,754,000

### SCHOOL PROJECTS \*\*

Scope	Phase	% of Phase	Comments
Bldg Envelope Impr. (Roof, Window, Ext Wall, etc.)	Designer Procurement	61%	Designer selection - QSEC: 10/14/16
HVAC Improvements	Designer Procurement	61%	Designer selection - QSEC: 10/14/16
School Choice Enhancement	Implementation	0%	Implementation Phase



## Nob Hill Elementary School



Project Information	
Street Address	2100 NW 104 AVENUE
	SUNRISE
Location Num	2671
Board District	5
Board Member	Dr. Rosalind Osgood
ADEFP Budget *	\$2,404,612

### SCHOOL PROJECTS \*\*

Scope	Phase	% of Phase	Comments
Remodel restrooms 137A, 137B, 102A, 163D, 205A for ADA compliance.	Complete	100%	Work Completed
Electrical Improvements	Pending Start		Planning Phase to begin: Q2 2018
Bldg Envelope Impr. (Roof, Window, Ext Wall, etc.)	Pending Start		Planning Phase to begin: Q2 2018
Fire Alarm	Pending Start		Planning Phase to begin: Q2 2018
Fire Sprinklers	Pending Start		Planning Phase to begin: Q2 2018
HVAC Improvements	Pending Start		Planning Phase to begin: Q2 2018
Media Center improvements	Pending Start		Planning Phase to begin: Q2 2018
School Choice Enhancement	Pending Start		Process beginning: Q3 2017.

## Norcrest Elementary School



Project Information	
Street Address	3951 NE 16 AVENUE
	POMPANO BEACH
Location Num	0561
Board District	7
Board Member	Nora Rupert
ADEFP Budget *	\$2,695,000

### SCHOOL PROJECTS \*\*

Scope	Phase	% of Phase	Comments
School Choice Enhancement	Implementation	0%	Implementation Phase
Bldg Envelope Impr. (Roof, Window, Ext Wall, etc.)	Pending Start		Planning Phase to begin: Q2 2017
HVAC Improvements	Pending Start		Planning Phase to begin: Q2 2017
Media Center improvements	Pending Start		Planning Phase to begin: Q2 2017

## North Andrews Gardens Elementary School



Project Information	
Street Address	345 NE 56 STREET
	FORT LAUDERDALE
Location Num	0521
Board District	3
Board Member	Heather P. Brinkworth
ADEFP Budget *	\$2,807,000

### SCHOOL PROJECTS \*\*

Scope	Phase	% of Phase	Comments
Bldg Envelope Impr. (Roof, Window, Ext Wall, etc.)	Pending Start		Planning Phase to begin: Q1 2018
HVAC Improvements	Pending Start		Planning Phase to begin: Q1 2018
School Choice Enhancement	Pending Start		Process beginning: Q3 2017.
Single Point of Entry	Pending Start		Planning Phase to begin: Q1 2018
Fire Sprinklers	Planning		

## North Fork Elementary School



Project Information	
Street Address	101 NW 15 AVENUE
	FORT LAUDERDALE
Location Num	1191
Board District	5
Board Member	Dr. Rosalind Osgood
ADEFP Budget *	\$2,421,617

### SCHOOL PROJECTS \*\*

Scope	Phase	% of Phase	Comments
Provide sanitary sewer for Building #10 - Physical Education shelter.	Design	1%	Design underway
Bldg Envelope Impr. (Roof, Window, Ext Wall, etc.)	Designer Procurement	60%	Planning Phase to begin: Q4 2016
Fire Sprinklers	Designer Procurement	60%	Planning Phase to begin: Q4 2016
HVAC Improvements	Designer Procurement	60%	Planning Phase to begin: Q4 2016
Remodel Reception area incl. millwork, addition of one new door and relocation	Designer Procurement	60%	Planning Phase to begin: Q4 2016
School Choice Enhancement	Planning		Scope selections underway

## North Lauderdale Elementary School



Project Information	
Street Address	7500 KIMBERLY BOULEVARD
	NORTH LAUDERDALE
Location Num	2231
Board District	4
Board Member	Abby M. Freedman
ADEFP Budget *	\$1,840,000

### SCHOOL PROJECTS \*\*

Scope	Phase	% of Phase	Comments
Fire Alarm	Designer Procurement	5%	Design negotiations underway
Fire Sprinklers	Designer Procurement	5%	Design negotiations underway
HVAC Improvements	Designer Procurement	5%	Design negotiations underway
Bldg Envelope Impr. (Roof, Window, Ext Wall, etc.)	Pending Start		Planning Phase to begin: Q2 2017
Media Center improvements	Pending Start		Planning Phase to begin: Q2 2017
School Choice Enhancement	Planning		Scope selections underway

## North Side Elementary School



### Project Information

<b>Street Address</b>	120 NE 11 STREET
	FORT LAUDERDALE
<b>Location Num</b>	0041
<b>Board District</b>	3
<b>Board Member</b>	Heather P. Brinkworth
<b>ADEFP Budget *</b>	\$2,016,000

### SCHOOL PROJECTS \*\*

Scope	Phase	% of Phase	Comments
Bldg Envelope Impr. (Roof, Window, Ext Wall, etc.)	Pending Start		Planning Phase to begin: Q4 2016
HVAC Improvements	Pending Start		Planning Phase to begin: Q4 2016
School Choice Enhancement	Pending Start		Process beginning: Q4 2016.
Single Point of Entry	Pending Start		Planning Phase to begin: Q4 2016

## Northeast Senior High School



Project Information	
Street Address	700 NE 56 STREET OAKLAND PARK
Location Num	1241
Board District	3
Board Member	Heather P. Brinkworth
ADEFP Budget *	\$15,811,000

### SCHOOL PROJECTS \*\*

Scope	Phase	% of Phase	Comments
ADA renovations related to educational adequacy	Design	0%	Design ATP pending. CMAR in negotiations.
Electrical Improvements	Design	0%	Design ATP pending. CMAR in negotiations.
Fire Alarm	Design	0%	Design ATP pending. CMAR in negotiations.
Fire Sprinklers	Design	0%	Design ATP pending. CMAR in negotiations.
HVAC Improvements	Design	0%	Design ATP pending. CMAR in negotiations.
Re-Roofing.	Design	0%	Design ATP pending. CMAR in negotiations.
Safety / Security Upgrade	Design	0%	Design ATP pending. CMAR in negotiations.
Single Point of Entry	Design	0%	Design ATP pending. CMAR in negotiations.
STEM Lab improvements	Design	0%	Design ATP pending. CMAR in negotiations.
Weight Room Renovation	Design	0%	Design ATP pending. CMAR in negotiations.
School Choice Enhancement	Implementation	0%	Implementation Phase

## Nova Blanche Forman Elementary School



Project Information	
Street Address	3521 SW DAVIE ROAD
	DAVIE
Location Num	1282
Board District	6
Board Member	Laurie Rich Levinson
ADEFP Budget *	\$2,375,000

### SCHOOL PROJECTS \*\*

Scope	Phase	% of Phase	Comments
Bldg Envelope Impr. (Roof, Window, Ext Wall, etc.)	Pending Start		Planning Phase to begin: Q3 2018
HVAC Improvements	Pending Start		Planning Phase to begin: Q3 2018
School Choice Enhancement	Pending Start		Process beginning: Q3 2018.
Single Point of Entry	Pending Start		Planning Phase to begin: Q3 2018



## Nova Dwight D. Eisenhower Elementary School



Project Information	
Street Address	6501 SW 39 STREET
	DAVIE
Location Num	1271
Board District	6
Board Member	Laurie Rich Levinson
ADEFP Budget *	\$1,520,000

### SCHOOL PROJECTS \*\*

Scope	Phase	% of Phase	Comments
Electrical Improvements	Pending Start		Planning Phase to begin: Q3 2017
Bldg Envelope Impr. (Roof, Window, Ext Wall, etc.)	Pending Start		Planning Phase to begin: Q3 2017
Fire Alarm	Pending Start		Planning Phase to begin: Q3 2017
Media Center improvements	Pending Start		Planning Phase to begin: Q3 2017
School Choice Enhancement	Pending Start		Process beginning: Q3 2018.
Single Point of Entry	Pending Start		Planning Phase to begin: Q3 2017

## Nova Middle School



Project Information	
Street Address	3602 COLLEGE AVENUE
	DAVIE
Location Num	1311
Board District	6
Board Member	Laurie Rich Levinson
ADEFP Budget *	\$4,018,000

### SCHOOL PROJECTS \*\*

Scope	Phase	% of Phase	Comments
Bldg Envelope Impr. (Roof, Window, Ext Wall, etc.)	Pending Start		Planning Phase to begin: Q1 2017
Fire Sprinklers	Pending Start		Planning Phase to begin: Q1 2017
HVAC Improvements	Pending Start		Planning Phase to begin: Q1 2017
Conversion of Existing Space to Music and/or Art Lab(s)	Pending Start		Planning Phase to begin: Q1 2017
Art Room Renovation and Equipment	Pending Start		Planning Phase to begin: Q1 2017
School Choice Enhancement	Pending Start		Process beginning: Q4 2016.

## Nova Senior High School



Project Information	
Street Address	3600 COLLEGE AVENUE
	DAVIE
Location Num	1281
Board District	6
Board Member	Laurie Rich Levinson
ADEFP Budget *	\$21,216,000

### SCHOOL PROJECTS \*\*

Scope	Phase	% of Phase	Comments
Electrical Improvements	Designer Procurement	20%	Designer selection - QSEC held 9/29/16
Bldg Envelope Impr. (Roof, Window, Ext Wall, etc.)	Designer Procurement	20%	Designer selection - QSEC held 9/29/16
Fire Alarm	Designer Procurement	20%	Designer selection - QSEC held 9/29/16
HVAC Improvements	Designer Procurement	20%	Designer selection - QSEC held 9/29/16
Media Center improvements	Designer Procurement	20%	Designer selection - QSEC held 9/29/16
Music Room Renovation	Designer Procurement	20%	Designer selection - QSEC held 9/29/16
Art Room Renovation and Equipment	Designer Procurement	20%	Designer selection - QSEC held 9/29/16
Safety / Security Upgrade	Designer Procurement	20%	Designer selection - QSEC held 9/29/16
Single Point of Entry	Designer Procurement	5%	
STEM Lab improvements	Designer Procurement	20%	Designer selection - QSEC held 9/29/16
Weight Room Renovation	Designer Procurement	20%	Designer selection - QSEC held 9/29/16
School Choice Enhancement	Implementation	0%	Implementation Phase

## Oakland Park Elementary School



Project Information	
Street Address	936 NE 33 STREET
	OAKLAND PARK
Location Num	0031
Board District	3
Board Member	Heather P. Brinkworth
ADEFP Budget *	\$3,479,000

### SCHOOL PROJECTS \*\*

Scope	Phase	% of Phase	Comments
Electrical Improvements	Pending Start		Planning Phase to begin: Q1 2017
Bldg Envelope Impr. (Roof, Window, Ext Wall, etc.)	Pending Start		Planning Phase to begin: Q1 2017
Fire Alarm	Pending Start		Planning Phase to begin: Q1 2017
HVAC Improvements	Pending Start		Planning Phase to begin: Q1 2017
School Choice Enhancement	Pending Start		Process beginning: Q4 2016.

## Oakridge Elementary School



Project Information	
Street Address	1507 N 28 AVENUE
	HOLLYWOOD
Location Num	0461
Board District	1
Board Member	Ann Murray
ADEFP Budget *	\$4,058,000

### SCHOOL PROJECTS \*\*

Scope	Phase	% of Phase	Comments
Replacement of building 2	Designer Procurement	85%	Board award of design contract: 11/1/16
Bldg Envelope Impr. (Roof, Window, Ext Wall, etc.)	Designer Procurement	85%	Board award of design contract: 11/1/16
Fire Alarm	Designer Procurement	85%	Board award of design contract: 11/1/16
HVAC Improvements	Designer Procurement	85%	Board award of design contract: 11/1/16
Media Center improvements	Designer Procurement	85%	Board award of design contract: 11/1/16
Single Point of Entry	Designer Procurement	5%	
School Choice Enhancement	Implementation	55%	Implementation Phase

## Olsen Middle School



Project Information	
Street Address	330 SE 11 TERRACE
	DANIA
Location Num	0471
Board District	1
Board Member	Ann Murray
ADEFP Budget *	\$7,830,000

### SCHOOL PROJECTS \*\*

Scope	Phase	% of Phase	Comments
School Choice Enhancement	Pending Start		Process beginning: Q4 2016.
Electrical Improvements	Planning		Planning Phase to begin: Q4 2016
Bldg Envelope Impr. (Roof, Window, Ext Wall, etc.)	Planning		Planning Phase to begin: Q4 2016
Fire Sprinklers	Planning		Planning Phase to begin: Q4 2016
HVAC Improvements	Planning		Planning Phase to begin: Q4 2016
Media Center improvements	Planning		Planning Phase to begin: Q4 2016
Safety / Security Upgrade	Planning		Planning Phase to begin: Q4 2016
Single Point of Entry	Planning		Planning Phase to begin: Q4 2016

## Orange Brook Elementary School



Project Information	
Street Address	715 S 46 AVENUE
	HOLLYWOOD
Location Num	0711
Board District	1
Board Member	Ann Murray
ADEFP Budget *	\$432,000

### SCHOOL PROJECTS \*\*

Scope	Phase	% of Phase	Comments
School Choice Enhancement	Implementation	0%	Implementation Phase

## Oriole Elementary School



Project Information	
Street Address	3081 NW 39 STREET
	LAUDERDALE LAKES
Location Num	1831
Board District	5
Board Member	Dr. Rosalind Osgood
ADEFP Budget *	\$3,568,000

### SCHOOL PROJECTS \*\*

Scope	Phase	% of Phase	Comments
Bldg Envelope Impr. (Roof, Window, Ext Wall, etc.)	Pending Start		Planning phase to begin: Q2 2017
HVAC Improvements	Pending Start		Planning phase to begin: Q2 2017
Media Center improvements	Pending Start		Planning phase to begin: Q2 2017
ADA Restrooms	Planning		
Fire Alarm	Planning		
Fire Sprinklers	Planning		
School Choice Enhancement	Planning		Scope selections underway



## Palm Cove Elementary School



Project Information	
Street Address	11601 WASHINGTON STREET
	PEMBROKE PINES
Location Num	3311
Board District	2
Board Member	Patricia Good
ADEFP Budget *	\$2,650,000

### SCHOOL PROJECTS \*\*

Scope	Phase	% of Phase	Comments
School Choice Enhancement	Pending Start		Process beginning: Q4 2016.
Bldg Envelope Impr. (Roof, Window, Ext Wall, etc.)	Planning		Planning Phase to begin: Q4 2016
HVAC Improvements	Planning		Planning Phase to begin: Q4 2016

## Palmview Elementary School



Project Information	
Street Address	2601 NE 1 AVENUE
	POMPANO BEACH
Location Num	1131
Board District	7
Board Member	Nora Rupert
ADEFP Budget *	\$4,379,000

### SCHOOL PROJECTS \*\*

Scope	Phase	% of Phase	Comments
Bldg Envelope Impr. (Roof, Window, Ext Wall, etc.)	Pending Start		Planning Phase to begin: Q2 2018
Fire Sprinklers	Pending Start		Planning Phase to begin: Q2 2018
HVAC Improvements	Pending Start		Planning Phase to begin: Q2 2018
Media Center improvements	Pending Start		Planning Phase to begin: Q2 2018
School Choice Enhancement	Pending Start		Process beginning: Q3 2018.

## Panther Run Elementary School



Project Information	
Street Address	801 NW 172 AVENUE
	PEMBROKE PINES
Location Num	3571
Board District	2
Board Member	Patricia Good
ADEFP Budget *	\$1,889,000

### SCHOOL PROJECTS \*\*

Scope	Phase	% of Phase	Comments
Bldg Envelope Impr. (Roof, Window, Ext Wall, etc.)	Pending Start		Planning Phase to begin: Q1 2018
HVAC Improvements	Pending Start		Planning Phase to begin: Q1 2018
School Choice Enhancement	Pending Start		Process beginning: Q3 2018.

## Park Lakes Elementary School



Project Information	
Street Address	3925 NORTH STATE ROAD 7
	LAUDERDALE LAKES
Location Num	3761
Board District	5
Board Member	Dr. Rosalind Osgood
ADEFP Budget *	\$1,316,000

### SCHOOL PROJECTS \*\*

Scope	Phase	% of Phase	Comments
School Choice Enhancement	Implementation	0%	Implementation Phase
Bldg Envelope Impr. (Roof, Window, Ext Wall, etc.)	Pending Start		Planning Phase to begin: Q2 2017
Music Room Renovation	Pending Start		Planning Phase to begin: Q2 2017
Conversion of Existing Space to Music and/or Art Lab(s)	Pending Start		Planning Phase to begin: Q2 2017
Art Room Renovation and Equipment	Pending Start		Planning Phase to begin: Q2 2017
Fire Sprinklers	Planning		

## Park Ridge Elementary School



Project Information	
Street Address	5200 NE 9 AVENUE
	POMPANO BEACH
Location Num	1951
Board District	7
Board Member	Nora Rupert
ADEFP Budget *	\$2,645,000

### SCHOOL PROJECTS \*\*

Scope	Phase	% of Phase	Comments
Bldg Envelope Impr. (Roof, Window, Ext Wall, etc.)	Pending Start		Planning Phase to begin: Q1 2018
Fire Alarm	Pending Start		Planning Phase to begin: Q1 2018
HVAC Improvements	Pending Start		Planning Phase to begin: Q1 2018
Media Center improvements	Pending Start		Planning Phase to begin: Q1 2018
School Choice Enhancement	Pending Start		Process beginning: Q3 2018.

## Park Springs Elementary School



Project Information	
Street Address	5800 NW 66 TERRACE
	CORAL SPRINGS
Location Num	3171
Board District	4
Board Member	Abby M. Freedman
ADEFP Budget *	\$5,601,000

### SCHOOL PROJECTS \*\*

Scope	Phase	% of Phase	Comments
Bldg Envelope Impr. (Roof, Window, Ext Wall, etc.)	Pending Start		Planning Phase to begin: Q1 2018
Fire Sprinklers and Fire Alarm	Pending Start		Planning Phase to begin: Q1 2018
HVAC Improvements	Pending Start		Planning Phase to begin: Q1 2018
Music Room Renovation	Pending Start		Planning Phase to begin: Q1 2018
Conversion of Existing Space to Music and/or Art Lab(s)	Pending Start		Planning Phase to begin: Q1 2018
School Choice Enhancement	Pending Start		Process beginning: Q3 2018.

## Park Trails Elementary School



Project Information	
Street Address	10700 TRAILS END
	PARKLAND
Location Num	3781
Board District	4
Board Member	Abby M. Freedman
ADEFP Budget *	\$3,938,867

### SCHOOL PROJECTS \*\*

Scope	Phase	% of Phase	Comments
Remove/replace existing split DX unit in room 103F with roof mounted condensin	Complete	100%	Work Completed
Bldg Envelope Impr. (Roof, Window, Ext Wall, etc.)	Pending Start		Planning Phase to begin: Q2 2017
Fire Alarm	Pending Start		Planning Phase to begin: Q2 2017
HVAC Improvements	Pending Start		Planning Phase to begin: Q2 2017
Music Room Renovation	Pending Start		Planning Phase to begin: Q2 2017
Conversion of Existing Space to Music and/or Art Lab(s)	Pending Start		Planning Phase to begin: Q2 2017
Art Room Renovation and Equipment	Pending Start		Planning Phase to begin: Q2 2017
School Choice Enhancement	Pending Start		Process beginning: Q3 2018.

## Parkside Elementary School



Project Information	
Street Address	10257 NW 29 STREET
	CORAL SPRINGS
Location Num	3631
Board District	4
Board Member	Abby M. Freedman
ADEFP Budget *	\$1,268,000

### SCHOOL PROJECTS \*\*

Scope	Phase	% of Phase	Comments
Bldg Envelope Impr. (Roof, Window, Ext Wall, etc.)	Pending Start		Planning Phase to begin: Q1 2018
HVAC Improvements	Pending Start		Planning Phase to begin: Q1 2018
School Choice Enhancement	Pending Start		Process beginning: Q3 2018.



## Parkway Middle School



Project Information	
Street Address	3600 NW 5 COURT
	FORT LAUDERDALE
Location Num	0701
Board District	5
Board Member	Dr. Rosalind Osgood
ADEFP Budget *	\$4,309,000

### SCHOOL PROJECTS \*\*

Scope	Phase	% of Phase	Comments
Bldg Envelope Impr. (Re-roof Bldgs 22 and 24)	Complete	100%	Work Completed
Bldg Envelope Impr. (Roof, Window, Ext Wall, etc.)	Designer Procurement	10%	QSEC scheduled: 10/11/16
Fire Sprinklers	Designer Procurement	10%	QSEC scheduled: 10/11/16
HVAC Improvements	Designer Procurement	10%	QSEC scheduled: 10/11/16
Media Center improvements	Designer Procurement	10%	QSEC scheduled: 10/11/16
School Choice Enhancement	Planning		Scope selections underway

## Pasadena Lakes Elementary School



Project Information	
Street Address	8801 PASADENA BOULEVARD
	PEMBROKE PINES
Location Num	2071
Board District	1
Board Member	Ann Murray
ADEFP Budget *	\$4,342,000

### SCHOOL PROJECTS \*\*

Scope	Phase	% of Phase	Comments
Bldg Envelope Impr. (Roof, Window, Ext Wall, etc.)	Designer Procurement	60%	Design contract negotiations: 10/11/16
Fire Sprinklers	Designer Procurement	60%	Design contract negotiations: 10/11/16
HVAC Improvements	Designer Procurement	60%	Design contract negotiations: 10/11/16
Media Center improvements	Designer Procurement	60%	Design contract negotiations: 10/11/16
School Choice Enhancement	Implementation	0%	Implementation Phase

## Pembroke Lakes Elementary School



Project Information	
Street Address	11251 TAFT STREET
	PEMBROKE PINES
Location Num	2661
Board District	2
Board Member	Patricia Good
ADEFP Budget *	\$2,929,000

### SCHOOL PROJECTS \*\*

Scope	Phase	% of Phase	Comments
School Choice Enhancement	Pending Start		Process beginning: Q4 2016.
Bldg Envelope Impr. (Roof, Window, Ext Wall, etc.)	Planning		Board approval to adv. design: 10/18/16
Fire Alarm	Planning		Board approval to adv. design: 10/18/16
HVAC Improvements	Planning		Board approval to adv. design: 10/18/16
Media Center improvements	Planning		Board approval to adv. design: 10/18/16

## Pembroke Pines Elementary School



Project Information	
Street Address	6700 SW 9 STREET
	PEMBROKE PINES
Location Num	1221
Board District	1
Board Member	Ann Murray
ADEFP Budget *	\$4,243,000

### SCHOOL PROJECTS \*\*

Scope	Phase	% of Phase	Comments
Electrical Improvements	Pending Start		Board approval to adv. design: 12/6/16
Bldg Envelope Impr. (Roof, Window, Ext Wall, etc.)	Pending Start		Board approval to adv. design: 12/6/16
HVAC Improvements	Pending Start		Board approval to adv. design: 12/6/16
Media Center improvements	Pending Start		Board approval to adv. design: 12/6/16
Safety / Security Upgrade	Pending Start		Board approval to adv. design: 12/6/16
School Choice Enhancement	Pending Start		Process beginning: Q4 2016.

## Perry, Annabel C. Elementary School



Project Information	
Street Address	6850 SW 34 STREET
	MIRAMAR
Location Num	1631
Board District	1
Board Member	Ann Murray
ADEFP Budget *	\$3,528,000

### SCHOOL PROJECTS \*\*

Scope	Phase	% of Phase	Comments
Electrical Improvements	Designer Procurement	90%	Negotiations w/Designer are underway.
Bldg Envelope Impr. (Roof, Window, Ext Wall, etc.)	Designer Procurement	90%	Negotiations w/Designer are underway.
Fire Alarm	Designer Procurement	90%	Negotiations w/Designer are underway.
Fire Sprinklers	Designer Procurement	90%	Negotiations w/Designer are underway.
HVAC Improvements	Designer Procurement	90%	Negotiations w/Designer are underway.
School Choice Enhancement	Implementation	0%	Implementation Phase
Media Center improvements	Pending Start		Planning Phase to begin: Q2 2017

## Perry, Henry D. Middle School



Project Information	
Street Address	3400 WILDCAT WAY
	MIRAMAR
Location Num	1011
Board District	1
Board Member	Ann Murray
ADEFP Budget *	\$6,219,000

### SCHOOL PROJECTS \*\*

Scope	Phase	% of Phase	Comments
Bldg Envelope Impr. (Roof, Window, Ext Wall, etc.)	Pending Start		Planning Phase to begin: Q2 2017
Fire Alarm	Pending Start		Planning Phase to begin: Q2 2017
Fire Sprinklers	Pending Start		Planning Phase to begin: Q2 2017
HVAC Improvements	Pending Start		Planning Phase to begin: Q2 2017
School Choice Enhancement	Pending Start		Process beginning: Q3 2017.

## Peters Elementary School



Project Information	
Street Address	851 NW 68 AVENUE
	PLANTATION
Location Num	0931
Board District	5
Board Member	Dr. Rosalind Osgood
ADEFP Budget *	\$3,444,000

### SCHOOL PROJECTS \*\*

Scope	Phase	% of Phase	Comments
Bldg Envelope Impr. (Roof, Window, Ext Wall, etc.)	Pending Start		Planning Phase to begin: Q4 2017
Fire Alarm	Pending Start		Planning Phase to begin: Q4 2017
Fire Sprinklers	Pending Start		Planning Phase to begin: Q4 2017
HVAC Improvements	Pending Start		Planning Phase to begin: Q4 2017
Media Center improvements	Pending Start		Planning Phase to begin: Q4 2017
School Choice Enhancement	Pending Start		Process beginning: Q3 2017.

## Pine Ridge Education Center



Project Information	
Street Address	1251 SW 42ND AVENUE
	FT. LAUDERDALE
Location Num	0653
Board District	3
Board Member	Heather P. Brinkworth
ADEFP Budget *	\$243,000

### SCHOOL PROJECTS \*\*

Scope	Phase	% of Phase	Comments
HVAC Improvements	Pending Start		Planning Phase to begin: Q2 2017
School Choice Enhancement	Planning		Scope selections underway



## Pines Lakes Elementary School



Project Information	
Street Address	10300 JOHNSON STREET
	PEMBROKE PINES
Location Num	2861
Board District	2
Board Member	Patricia Good
ADEFP Budget *	\$1,874,000

### SCHOOL PROJECTS \*\*

Scope	Phase	% of Phase	Comments
Bldg Envelope Impr. (Roof, Window, Ext Wall, etc.)	Pending Start		Planning Phase to begin: Q2 2017
Fire Sprinklers	Pending Start		Planning Phase to begin: Q2 2017
HVAC Improvements	Pending Start		Planning Phase to begin: Q2 2017
Media Center improvements	Pending Start		Planning Phase to begin: Q2 2017
School Choice Enhancement	Pending Start		Process beginning: Q3 2017.

## Pines Middle School



Project Information	
Street Address	200 NW DOUGLAS ROAD
	PEMBROKE PINES
Location Num	1881
Board District	2
Board Member	Patricia Good
ADEFP Budget *	\$857,000

### SCHOOL PROJECTS \*\*

Scope	Phase	% of Phase	Comments
Bldg Envelope Impr. (Roof, Window, Ext Wall, etc.)	Pending Start		Planning Phase to begin: Q3 2018
HVAC Improvements	Pending Start		Planning Phase to begin: Q3 2018
School Choice Enhancement	Pending Start		Process beginning: Q3 2018.

## Pinewood Elementary School



Project Information	
Street Address	1600 SW 83 AVENUE
	NORTH LAUDERDALE
Location Num	2811
Board District	4
Board Member	Abby M. Freedman
ADEFP Budget *	\$2,258,000

### SCHOOL PROJECTS \*\*

Scope	Phase	% of Phase	Comments
Bldg Envelope Impr. (Roof, Window, Ext Wall, etc.)	Designer Procurement	10%	Planning Phase to begin: Q4 2016
Fire Sprinklers	Designer Procurement	10%	Planning Phase to begin: Q4 2016
HVAC Improvements	Designer Procurement	10%	Planning Phase to begin: Q4 2016
Media Center improvements	Designer Procurement	10%	Planning Phase to begin: Q4 2016
School Choice Enhancement	Implementation	0%	Implementation Phase

## Pioneer Middle School



Project Information	
Street Address	5350 SW 90 AVENUE
	COOPER CITY
Location Num	2571
Board District	6
Board Member	Laurie Rich Levinson
ADEFP Budget *	\$9,125,000

### SCHOOL PROJECTS \*\*

Scope	Phase	% of Phase	Comments
Track Resurfacing	Complete	100%	Work Completed
Bldg Envelope Impr. (Roof, Window, Ext Wall, etc.)	Designer Procurement	58%	Designer selection - QSEC: 10/17/16
Fire Sprinkler Protection. Upgrade lighting to T8 and Emergency Lighting	Designer Procurement	58%	Designer selection - QSEC: 10/17/16
HVAC Improvements	Designer Procurement	58%	Designer selection - QSEC: 10/17/16
Media Center improvements	Designer Procurement	58%	Designer selection - QSEC: 10/17/16
Safety / Security Upgrade	Designer Procurement	58%	Designer selection - QSEC: 10/17/16
School Choice Enhancement	Pending Start		Process beginning: Q4 2016.

## Piper Senior High School



Project Information	
Street Address	8000 NW 44 STREET
	SUNRISE
Location Num	1901
Board District	5
Board Member	Dr. Rosalind Osgood
ADEFP Budget *	\$16,525,000

### SCHOOL PROJECTS \*\*

Scope	Phase	% of Phase	Comments
Electrical Improvements	Design	5%	Design underway
Bldg Envelope Impr. (Roof, Window, Ext Wall, etc.)	Design	5%	Design underway
Fire Sprinklers	Design	5%	Design underway
HVAC Improvements	Design	5%	Design underway
Media Center improvements	Design	5%	Design underway
Safety / Security Upgrade	Design	5%	Design underway
Single Point of Entry	Design	5%	Design underway
STEM Lab improvements	Design	5%	Design underway
Weight Room Renovation	Design	5%	Design underway
School Choice Enhancement	Implementation	0%	Implementation Phase

## Plantation Elementary School



### Project Information

<b>Street Address</b>	651 NW 42 AVENUE
	PLANTATION
<b>Location Num</b>	0941
<b>Board District</b>	5
<b>Board Member</b>	Dr. Rosalind Osgood
<b>ADEFP Budget *</b>	\$483,000

### SCHOOL PROJECTS \*\*

Scope	Phase	% of Phase	Comments
HVAC Improvements	Pending Start		Planning Phase to begin: Q1 2018
School Choice Enhancement	Planning		Scope selections underway

## Plantation Middle School



Project Information	
Street Address	6600 W SUNRISE BOULEVARD
	PLANTATION
Location Num	0551
Board District	5
Board Member	Dr. Rosalind Osgood
ADEFP Budget *	\$3,927,000

### SCHOOL PROJECTS \*\*

Scope	Phase	% of Phase	Comments
Electrical Improvements	Designer Procurement	90%	Design negotiations underway
Bldg Envelope Impr. (Roof, Window, Ext Wall, etc.)	Designer Procurement	90%	Design negotiations underway
Fire Sprinklers	Designer Procurement	90%	Design negotiations underway
HVAC Improvements	Designer Procurement	90%	Design negotiations underway
Media Center improvements	Designer Procurement	90%	Design negotiations underway
School Choice Enhancement	Planning		Scope selections underway

## Plantation Park Elementary School



Project Information	
Street Address	875 SW 54 AVENUE
	PLANTATION
Location Num	1251
Board District	6
Board Member	Laurie Rich Levinson
ADEFP Budget *	\$2,342,000

### SCHOOL PROJECTS \*\*

Scope	Phase	% of Phase	Comments
Bldg Envelope Impr. (Roof, Window, Ext Wall, etc.)	Pending Start		Planning Phase to begin: Q3 2018
Fire Alarm	Pending Start		Planning Phase to begin: Q3 2018
HVAC Improvements	Pending Start		Planning Phase to begin: Q3 2018
Media Center improvements	Pending Start		Planning Phase to begin: Q3 2018
School Choice Enhancement	Pending Start		Process beginning: Q3 2018.



## Plantation Senior High School



### Project Information

<b>Street Address</b>	6901 NW 16 STREET
	PLANTATION
<b>Location Num</b>	1451
<b>Board District</b>	5
<b>Board Member</b>	Dr. Rosalind Osgood
<b>ADEFP Budget *</b>	\$16,832,383

### SCHOOL PROJECTS \*\*

Scope	Phase	% of Phase	Comments
Replace existing roofing system. Reroofing of existing bldg #12	Complete	100%	Work Completed
New aluminum canopy.	Designer Procurement	5%	
Replace Building 2	Pending Start		Planning Phase to begin: Q1 2017
Bldg Envelope Impr. (Roof, Window, Ext Wall, etc.)	Pending Start		Planning Phase to begin: Q1 2017
Fire Sprinklers	Pending Start		Planning Phase to begin: Q1 2017
HVAC Improvements	Pending Start		Planning Phase to begin: Q1 2017
Media Center improvements	Pending Start		Planning Phase to begin: Q1 2017
Safety / Security Upgrade	Pending Start		Planning Phase to begin: Q1 2017
School Choice Enhancement	Pending Start		Process beginning: Q3 2017.
STEM Lab improvements	Pending Start		Planning Phase to begin: Q1 2017
Weight Room Renovation	Pending Start		Planning Phase to begin: Q1 2017
Track Resurfacing	Planning		

## Pompano Beach Elementary School



Project Information	
Street Address	700 NE 13 AVENUE
	POMPANO BEACH
Location Num	0751
Board District	7
Board Member	Nora Rupert
ADEFP Budget *	\$5,579,000

### SCHOOL PROJECTS \*\*

Scope	Phase	% of Phase	Comments
Replacement of building 3	Designer Procurement	90%	Board approval of Design contract: 10/18/16
Electrical Improvements	Designer Procurement	90%	Board approval of Design contract: 10/18/16
Bldg Envelope Impr. (Roof, Window, Ext Wall, etc.)	Designer Procurement	90%	Board approval of Design contract: 10/18/16
Fire Alarm	Designer Procurement	90%	Board approval of Design contract: 10/18/16
Fire Sprinklers	Designer Procurement	90%	Board approval of Design contract: 10/18/16
HVAC Improvements	Designer Procurement	90%	Board approval of Design contract: 10/18/16
School Choice Enhancement	Implementation	0%	Implementation Phase

## Pompano Beach Middle School



Project Information	
Street Address	310 NE 6 STREET
	POMPANO BEACH
Location Num	0021
Board District	7
Board Member	Nora Rupert
ADEFP Budget *	\$8,577,000

### SCHOOL PROJECTS \*\*

Scope	Phase	% of Phase	Comments
School Choice Enhancement	Complete	100%	Work Completed
Replacement of building 5	Designer Procurement	90%	Board approval of Design contract: 10/18/16
Bldg Envelope Impr. (Roof, Window, Ext Wall, etc.)	Designer Procurement	90%	Board approval of Design contract: 10/18/16
Fire Alarm	Designer Procurement	90%	Board approval of Design contract: 10/18/16
Fire Sprinklers	Designer Procurement	90%	Board approval of Design contract: 10/18/16
HVAC Improvements	Designer Procurement	90%	Board approval of Design contract: 10/18/16
Media Center improvements	Designer Procurement	90%	Board approval of Design contract: 10/18/16
New SBS Modified roof and accessories on Bldgs 1, 2, 3, 5 and 8 incl. canopies (ex	Designer Procurement	90%	Board approval of Design contract: 10/18/16

## Pompano Beach Senior High School



Project Information	
Street Address	600 NE 13 AVENUE
	POMPANO BEACH
Location Num	0185
Board District	7
Board Member	Nora Rupert
ADEFP Budget *	\$4,221,000

### SCHOOL PROJECTS \*\*

Scope	Phase	% of Phase	Comments
Track Resurfacing	Construction		
Bldg Envelope Impr. (Roof, Window, Ext Wall, etc.)	Pending Start		Planning Phase to begin: Q2 2018
Fire Sprinklers	Pending Start		Planning Phase to begin: Q2 2018
HVAC Improvements	Pending Start		Planning Phase to begin: Q2 2018
Conversion of Existing Space to Music and/or Art Lab(s)	Pending Start		Planning Phase to begin: Q2 2018
Art Room Renovation and Equipment	Pending Start		Planning Phase to begin: Q2 2018
School Choice Enhancement	Pending Start		Process beginning: Q3 2018.
Single Point of Entry	Pending Start		Planning Phase to begin: Q2 2018
Weight Room Renovation	Pending Start		Planning Phase to begin: Q2 2018

## Quiet Waters Elementary School



Project Information	
Street Address	4150 W HILLSBORO BOULEVARD
	DEERFIELD BEACH
Location Num	3121
Board District	7
Board Member	Nora Rupert
ADEFP Budget *	\$5,253,000

### SCHOOL PROJECTS \*\*

Scope	Phase	% of Phase	Comments
Bldg Envelope Impr. (Roof, Window, Ext Wall, etc.)	Design	5%	Design underway
Fire Sprinklers	Design	5%	Design underway
HVAC Improvements	Design	5%	Design underway
Music Room Renovation	Design	5%	Design underway
Conversion of Existing Space to Music and/or Art Lab(s)	Design	5%	Design underway
Art Room Renovation and Equipment	Design	5%	Design underway
School Choice Enhancement	Planning		Scope selections underway

## Ramblewood Elementary School



Project Information	
Street Address	8950 SHADOW WOOD BOULEVARD
	CORAL SPRINGS
Location Num	2721
Board District	4
Board Member	Abby M. Freedman
ADEFP Budget *	\$3,312,000

### SCHOOL PROJECTS \*\*

Scope	Phase	% of Phase	Comments
PE/Athletic Improvements	Design	2%	Design underway
Bldg Envelope Impr. (Roof, Window, Ext Wall, etc.)	Design	2%	Design underway
Fire Sprinklers	Design	2%	Design underway
HVAC Improvements	Design	2%	Design underway
Media Center improvements	Design	2%	Design underway
School Choice Enhancement	Planning		Scope selections underway

## Ramblewood Middle School



Project Information	
Street Address	8505 W ATLANTIC BOULEVARD
	CORAL SPRINGS
Location Num	2711
Board District	4
Board Member	Abby M. Freedman
ADEFP Budget *	\$5,165,000

### SCHOOL PROJECTS \*\*

Scope	Phase	% of Phase	Comments
Electrical Improvements	Pending Start		Board approval to adv. design: 12/6/16
Bldg Envelope Impr. (Roof, Window, Ext Wall, etc.)	Pending Start		Board approval to adv. design: 12/6/16
Fire Sprinklers	Pending Start		Board approval to adv. design: 12/6/16
HVAC Improvements	Pending Start		Board approval to adv. design: 12/6/16
Media Center improvements	Pending Start		Board approval to adv. design: 12/6/16
Safety / Security Upgrade	Pending Start		Board approval to adv. design: 12/6/16
School Choice Enhancement	Pending Start		Process beginning: Q4 2016.

## Rickards, James S. Middle School



Project Information	
Street Address	6000 NE 9 AVENUE
	OAKLAND PARK
Location Num	2121
Board District	3
Board Member	Heather P. Brinkworth
ADEFP Budget *	\$5,765,000

### SCHOOL PROJECTS \*\*

Scope	Phase	% of Phase	Comments
Electrical Improvements	Design	5%	Design underway
Bldg Envelope Impr. (Roof, Window, Ext Wall, etc.)	Design	5%	Design underway
Fire Alarm	Design	5%	Design underway
Fire Sprinklers	Design	5%	Design underway
HVAC Improvements	Design	5%	Design underway
Media Center improvements	Design	5%	Design underway
Safety / Security Upgrade	Design	5%	Design underway
Single Point of Entry	Designer Procurement	5%	
School Choice Enhancement	Planning		Scope selections underway



## Riverglades Elementary School



Project Information	
Street Address	7400 PARKSIDE DRIVE
	PARKLAND
Location Num	2891
Board District	4
Board Member	Abby M. Freedman
ADEFP Budget *	\$10,982,425

### SCHOOL PROJECTS \*\*

Scope	Phase	% of Phase	Comments
Provide and install 24 new modular classrooms. Includes removal of 24 relocatab	Bid and Award	95%	NTP for construction pending
Removal, disposal and replacement of existing gutters & downspouts at 5 tile roo	Complete	100%	Work Completed
Bldg Envelope Impr. (Roof, Window, Ext Wall, etc.)	Pending Start		Board approval to adv. design: 12/6/16
Fire Alarm	Pending Start		Board approval to adv. design: 12/6/16
Fire Sprinklers	Pending Start		Board approval to adv. design: 12/6/16
HVAC Improvements	Pending Start		Board approval to adv. design: 12/6/16
School Choice Enhancement	Pending Start		Process beginning: Q4 2016.

## Riverland Elementary School



Project Information	
Street Address	2600 SW 11 COURT
	FORT LAUDERDALE
Location Num	0151
Board District	3
Board Member	Heather P. Brinkworth
ADEFP Budget *	\$1,822,000

### SCHOOL PROJECTS \*\*

Scope	Phase	% of Phase	Comments
Bldg Envelope Impr. (Roof, Window, Ext Wall, etc.)	Pending Start		Planning Phase to begin: Q2 2017
HVAC Improvements	Pending Start		Planning Phase to begin: Q2 2017
School Choice Enhancement	Pending Start		Process beginning: Q3 2017.

## Riverside Elementary School



Project Information	
Street Address	11450 RIVERSIDE DRIVE
	CORAL SPRINGS
Location Num	3031
Board District	4
Board Member	Abby M. Freedman
ADEFP Budget *	\$2,016,000

### SCHOOL PROJECTS \*\*

Scope	Phase	% of Phase	Comments
Repair damaged standing seam roof canopy, metal decking, replacement of struc	Complete	100%	Work Completed
Bldg Envelope Impr. (Roof, Window, Ext Wall, etc.)	Pending Start		Planning Phase to begin: Q3 2017
Fire Alarm	Pending Start		Planning Phase to begin: Q3 2017
Fire Sprinklers	Pending Start		Planning Phase to begin: Q3 2017
HVAC Improvements	Pending Start		Planning Phase to begin: Q3 2017
Media Center improvements	Pending Start		Planning Phase to begin: Q3 2017
School Choice Enhancement	Pending Start		Process beginning: Q3 2017.

## Rock Island Elementary School



### Project Information

<b>Street Address</b>	2350 NW 19 STREET
	FORT LAUDERDALE
<b>Location Num</b>	3701
<b>Board District</b>	5
<b>Board Member</b>	Dr. Rosalind Osgood
<b>ADEFP Budget *</b>	\$1,499,000

### SCHOOL PROJECTS \*\*

Scope	Phase	% of Phase	Comments
Bldg Envelope Impr. (Roof, Window, Ext Wall, etc.)	Designer Procurement	10%	Planning Phase to begin: Q4 2016
HVAC Improvements	Designer Procurement	10%	Planning Phase to begin: Q4 2016
School Choice Enhancement	Implementation	0%	Implementation Phase

## Royal Palm Elementary School



Project Information	
Street Address	1951 NW 56 AVENUE
	LAUDERHILL
Location Num	1851
Board District	5
Board Member	Dr. Rosalind Osgood
ADEFP Budget *	\$4,210,000

### SCHOOL PROJECTS \*\*

Scope	Phase	% of Phase	Comments
Bldg Envelope Impr. (Roof, Window, Ext Wall, etc.)	Pending Start		Planning Phase to begin: Q1 2017
Fire Alarm	Pending Start		Planning Phase to begin: Q1 2017
Fire Sprinklers	Pending Start		Planning Phase to begin: Q1 2017
HVAC Improvements	Pending Start		Planning Phase to begin: Q1 2017
Media Center improvements	Pending Start		Planning Phase to begin: Q1 2017
School Choice Enhancement	Pending Start		Process beginning: Q4 2016.
Single Point of Entry	Pending Start		Planning Phase to begin: Q1 2017

## Sanders Park Elementary School



Project Information	
Street Address	800 NW 16 STREET
	POMPANO BEACH
Location Num	0891
Board District	7
Board Member	Nora Rupert
ADEFP Budget *	\$5,274,000

### SCHOOL PROJECTS \*\*

Scope	Phase	% of Phase	Comments
Bldg Envelope Impr. (Roof, Window, Ext Wall, etc.)	Pending Start		Planning Phase to begin: Q3 2018
Fire Alarm	Pending Start		Planning Phase to begin: Q3 2018
Fire Sprinklers	Pending Start		Planning Phase to begin: Q3 2018
HVAC Improvements	Pending Start		Planning Phase to begin: Q3 2018
Media Center improvements	Pending Start		Planning Phase to begin: Q3 2018
School Choice Enhancement	Pending Start		Process beginning: Q3 2018.
Single Point of Entry	Pending Start		Planning Phase to begin: Q3 2018

## Sandpiper Elementary School



Project Information	
Street Address	3700 HIATUS ROAD
	SUNRISE
Location Num	3061
Board District	6
Board Member	Laurie Rich Levinson
ADEFP Budget *	\$1,080,000

### SCHOOL PROJECTS \*\*

Scope	Phase	% of Phase	Comments
School Choice Enhancement	Implementation	0%	Implementation Phase
Fire Alarm	Planning		Planning Phase to begin: Q4 2016
HVAC Improvements	Planning		Planning Phase to begin: Q4 2016
Single Point of Entry	Planning		Planning Phase to begin: Q4 2016

## Sawgrass Elementary School



Project Information	
Street Address	12655 NW 8 STREET
	SUNRISE
Location Num	3401
Board District	6
Board Member	Laurie Rich Levinson
ADEFP Budget *	\$3,197,000

### SCHOOL PROJECTS \*\*

Scope	Phase	% of Phase	Comments
Electrical Improvements	Pending Start		Planning Phase to begin: Q2 2018
Bldg Envelope Impr. (Roof, Window, Ext Wall, etc.)	Pending Start		Planning Phase to begin: Q2 2018
Fire Alarm	Pending Start		Planning Phase to begin: Q2 2018
Fire Sprinklers	Pending Start		Planning Phase to begin: Q2 2018
HVAC Improvements	Pending Start		Planning Phase to begin: Q2 2018
School Choice Enhancement	Pending Start		Process beginning: Q3 2018.



## Sawgrass Springs Middle School



Project Information	
Street Address	12500 W SAMPLE ROAD
	CORAL SPRINGS
Location Num	3431
Board District	4
Board Member	Abby M. Freedman
ADEFP Budget *	\$7,217,975

### SCHOOL PROJECTS \*\*

Scope	Phase	% of Phase	Comments
School Choice Enhancement	Pending Start		Process beginning: Q4 2016.
ADA Restroom	Planning		Board approval to adv. design: 10/18/16
Bldg Envelope Impr. (Roof, Window, Ext Wall, etc.)	Planning		Board approval to adv. design: 10/18/16
Fire Alarm	Planning		Board approval to adv. design: 10/18/16
Fire Sprinklers	Planning		Board approval to adv. design: 10/18/16
HVAC Improvements	Planning		Board approval to adv. design: 10/18/16
Single Point of Entry	Planning		Board approval to adv. design: 10/18/16

## Sea Castle Elementary School



Project Information	
Street Address	9600 MIRAMAR BOULEVARD
	MIRAMAR
Location Num	2871
Board District	2
Board Member	Patricia Good
ADEFP Budget *	\$3,259,975

### SCHOOL PROJECTS \*\*

Scope	Phase	% of Phase	Comments
ADA Stage Lift	Designer Procurement	95%	Pending design contract ATP
Bldg Envelope Impr. (Roof, Window, Ext Wall, etc.)	Designer Procurement	95%	Pending design contract ATP
Fire Alarm	Designer Procurement	95%	Pending design contract ATP
HVAC Improvements	Designer Procurement	95%	Pending design contract ATP
School Choice Enhancement	Implementation	0%	Implementation Phase

## Seagull Alternative High School



Project Information	
Street Address	425 SW 28TH STREET
	FT. LAUDERDALE
Location Num	0601
Board District	3
Board Member	Heather P. Brinkworth
ADEFP Budget *	\$1,600,000

### SCHOOL PROJECTS \*\*

Scope	Phase	% of Phase	Comments
Bldg Envelope Impr. (Roof, Window, Ext Wall, etc.)	Designer Procurement	10%	Planning Phase to begin: Q4 2016
Fire Alarm	Designer Procurement	10%	Planning Phase to begin: Q4 2016
Fire Sprinklers	Designer Procurement	10%	Planning Phase to begin: Q4 2016
School Choice Enhancement	Implementation	0%	Implementation Phase
HVAC Improvements	Pending Start		Planning Phase to begin: Q2 2017
Media Center improvements	Pending Start		Planning Phase to begin: Q2 2017

## Seminole Middle School



Project Information	
Street Address	6200 SW 16 STREET
	PLANTATION
Location Num	1891
Board District	6
Board Member	Laurie Rich Levinson
ADEFP Budget *	\$5,578,000

### SCHOOL PROJECTS \*\*

Scope	Phase	% of Phase	Comments
Track Resurfacing	Complete	100%	Work Completed
Bldg Envelope Impr. (Roof, Window, Ext Wall, etc.)	Pending Start		Planning Phase to begin: Q4 2017
Fire Alarm	Pending Start		Planning Phase to begin: Q4 2017
Fire Sprinklers	Pending Start		Planning Phase to begin: Q4 2017
HVAC Improvements	Pending Start		Planning Phase to begin: Q4 2017
Media Center improvements	Pending Start		Planning Phase to begin: Q4 2017
School Choice Enhancement	Pending Start		Process beginning: Q3 2017.
Single Point of Entry	Pending Start		Planning Phase to begin: Q4 2017

## Sheridan Hills Elementary School



Project Information	
Street Address	5001 THOMAS STREET
	HOLLYWOOD
Location Num	1811
Board District	1
Board Member	Ann Murray
ADEFP Budget *	\$3,624,764

### SCHOOL PROJECTS \*\*

Scope	Phase	% of Phase	Comments
Electrical Improvements	Design	1%	Design kick-off mtg: late October
Bldg Envelope Impr. (Roof, Window, Ext Wall, etc.)	Design	1%	Design kick-off mtg: late October
Fire Alarm	Design	1%	Design kick-off mtg: late October
Fire Sprinklers	Design	1%	Design kick-off mtg: late October
HVAC Improvements	Design	1%	Design kick-off mtg: late October
Safety/ Ventilation	Design	1%	Design kick-off mtg: late October
Media Center improvements	Design	1%	Design kick-off mtg: late October
Safety / Security Upgrade	Design	1%	Design kick-off mtg: late October
Single Point of Entry	Design	1%	Design kick-off mtg: late October
School Choice Enhancement	Planning		Scope selections underway

## Sheridan Park Elementary School



Project Information	
Street Address	2310 N 70 TERRACE
	HOLLYWOOD
Location Num	1321
Board District	1
Board Member	Ann Murray
ADEFP Budget *	\$3,573,377

### SCHOOL PROJECTS \*\*

Scope	Phase	% of Phase	Comments
Provide ventilation for equipment room	Designer Procurement	2%	
Electrical Improvements	Pending Start		Planning Phase to begin: Q1 2018
Bldg Envelope Impr. (Roof, Window, Ext Wall, etc.)	Pending Start		Planning Phase to begin: Q1 2018
Fire Alarm	Pending Start		Planning Phase to begin: Q1 2018
HVAC Improvements	Pending Start		Planning Phase to begin: Q1 2018
Media Center improvements	Pending Start		Planning Phase to begin: Q1 2018
Safety / Security Upgrade	Pending Start		Planning Phase to begin: Q1 2018
School Choice Enhancement	Pending Start		Process beginning: Q3 2018.

## Sheridan Technical Center



Project Information	
Street Address	3775 SW 16TH STREET
	FT. LAUDERDALE
Location Num	1051
Board District	1
Board Member	Ann Murray
ADEFP Budget *	\$8,726,000

### SCHOOL PROJECTS \*\*

Scope	Phase	% of Phase	Comments
Complete Roof Replacement of the Cosmetology Building.	Complete	100%	Work Completed
Electrical Improvements	Pending Start		Planning Phase to begin: Q1 2018
Bldg Envelope Impr. (Roof, Window, Ext Wall, etc.)	Pending Start		Planning Phase to begin: Q1 2018
Fire Alarm	Pending Start		Planning Phase to begin: Q1 2018
Fire Sprinklers	Pending Start		Planning Phase to begin: Q1 2018
HVAC Improvements	Pending Start		Planning Phase to begin: Q1 2018
Media Center improvements	Pending Start		Planning Phase to begin: Q1 2018
School Choice Enhancement	Pending Start		Process beginning: Q3 2018.

## Sheridan Technical High School



Project Information	
Street Address	
Location Num	0422
Board District	1
Board Member	Ann Murray
ADEFP Budget *	\$2,210,000

### SCHOOL PROJECTS \*\*

Scope	Phase	% of Phase	Comments
Bldg Envelope Impr. (Roof, Window, Ext Wall, etc.)	Pending Start		Planning Phase to begin: Q3 2017
HVAC Improvements	Pending Start		Planning Phase to begin: Q3 2017
School Choice Enhancement	Pending Start		Process beginning: Q3 2018.



## Silver Lakes Elementary School



Project Information	
Street Address	2300 SW 173 AVENUE
	MIRAMAR
Location Num	3371
Board District	2
Board Member	Patricia Good
ADEFP Budget *	\$1,281,000

### SCHOOL PROJECTS \*\*

Scope	Phase	% of Phase	Comments
Bldg Envelope Impr. (Roof, Window, Ext Wall, etc.)	Designer Procurement	2%	Design negotiations underway
HVAC Improvements	Designer Procurement	2%	Design negotiations underway
School Choice Enhancement	Planning		Scope selections underway

## Silver Lakes Middle School



Project Information	
Street Address	7600 TAM O'SHANTER BOULEVARD
	NORTH LAUDERDALE
Location Num	2971
Board District	4
Board Member	Abby M. Freedman
ADEFP Budget *	\$2,931,000

### SCHOOL PROJECTS \*\*

Scope	Phase	% of Phase	Comments
Complete outstanding inspection & code items from HVAC Project 2971-94-50/P	Construction		
Bldg Envelope Impr. (Roof, Window, Ext Wall, etc.)	Pending Start		Planning Phase to begin: Q3 2018
Fire Sprinklers	Pending Start		Planning Phase to begin: Q3 2018
Media Center improvements	Pending Start		Planning Phase to begin: Q3 2018
School Choice Enhancement	Pending Start		Process beginning: Q3 2018.

## Silver Palms Elementary School



### Project Information

<b>Street Address</b>	1209 NW 155 AVENUE
	PEMBROKE PINES
<b>Location Num</b>	3491
<b>Board District</b>	2
<b>Board Member</b>	Patricia Good
<b>ADEFP Budget *</b>	\$1,876,000

### SCHOOL PROJECTS \*\*

Scope	Phase	% of Phase	Comments
PE/Athletic Improvements	Pending Start		Planning Phase to begin: Q3 2018
Bldg Envelope Impr. (Roof, Window, Ext Wall, etc.)	Pending Start		Planning Phase to begin: Q3 2018
School Choice Enhancement	Pending Start		Process beginning: Q3 2018.

## Silver Ridge Elementary School



Project Information	
Street Address	9100 SW 36 STREET
	DAVIE
Location Num	3081
Board District	6
Board Member	Laurie Rich Levinson
ADEFP Budget *	\$2,572,000

### SCHOOL PROJECTS \*\*

Scope	Phase	% of Phase	Comments
Bldg Envelope Impr. (Roof, Window, Ext Wall, etc.)	Pending Start		Planning Phase to begin: Q4 2016
HVAC Improvements	Pending Start		Planning Phase to begin: Q4 2016
School Choice Enhancement	Planning		Scope selections underway

## Silver Shores Elementary School



Project Information	
Street Address	1701 SW 160 AVENUE
	MIRAMAR
Location Num	3581
Board District	2
Board Member	Patricia Good
ADEFP Budget *	\$1,379,000

### SCHOOL PROJECTS \*\*

Scope	Phase	% of Phase	Comments
Bldg Envelope Impr. (Roof, Window, Ext Wall, etc.)	Designer Procurement	2%	Design negotiations underway
HVAC Improvements	Designer Procurement	2%	Design negotiations underway
School Choice Enhancement	Implementation	0%	Implementation Phase

## Silver Trail Middle School



Project Information	
Street Address	18300 SHERIDAN STREET
	PEMBROKE PINES
Location Num	3331
Board District	2
Board Member	Patricia Good
ADEFP Budget *	\$6,105,000

### SCHOOL PROJECTS \*\*

Scope	Phase	% of Phase	Comments
Emergency Re-roofing (Bldg 2 section C & D)	Closeout	80%	Project in Closeout phase
HVAC Improvements	Design	1%	Design underway
Re-roofing of existing Buildings #1 and part of #2.	Design	1%	Design underway
Single Point of Entry	Design	1%	Design underway
School Choice Enhancement	Implementation	0%	Implementation Phase

## South Broward Senior High School



Project Information	
<b>Street Address</b>	1901 N FEDERAL HIGHWAY HOLLYWOOD
<b>Location Num</b>	0171
<b>Board District</b>	1
<b>Board Member</b>	Ann Murray
<b>ADEFP Budget *</b>	\$6,775,000

### SCHOOL PROJECTS \*\*

Scope	Phase	% of Phase	Comments
School Choice Enhancement	Pending Start		Process beginning: Q4 2016.
ADA renovations related to educational adequacy	Planning	40%	Board approval to adv. design: 10/18/16
Electrical Improvements	Planning	40%	Board approval to adv. design: 10/18/16
Bldg Envelope Impr. (Roof, Window, Ext Wall, etc.)	Planning	40%	Board approval to adv. design: 10/18/16
Fire Sprinklers	Planning	40%	Board approval to adv. design: 10/18/16
HVAC Improvements	Planning	40%	Board approval to adv. design: 10/18/16
Safety / Security Upgrade	Planning	40%	Board approval to adv. design: 10/18/16
Single Point of Entry	Planning	40%	Board approval to adv. design: 10/18/16
STEM Lab improvements	Planning	40%	Board approval to adv. design: 10/18/16
Weight Room Renovation	Planning	40%	Board approval to adv. design: 10/18/16

## South Plantation Senior High School



Project Information	
Street Address	1300 PALADIN WAY
	PLANTATION
Location Num	2351
Board District	5
Board Member	Dr. Rosalind Osgood
ADEFP Budget *	\$6,500,000

### SCHOOL PROJECTS \*\*

Scope	Phase	% of Phase	Comments
Electrical Improvements	Pending Start		Planning Phase to begin: Q1 2018
Bldg Envelope Impr. (Roof, Window, Ext Wall, etc.)	Pending Start		Planning Phase to begin: Q1 2018
Fire Sprinklers	Pending Start		Planning Phase to begin: Q1 2018
HVAC Improvements	Pending Start		Planning Phase to begin: Q1 2018
Media Center improvements	Pending Start		Planning Phase to begin: Q1 2018
School Choice Enhancement	Pending Start		Process beginning: Q3 2018.
Single Point of Entry	Pending Start		Planning Phase to begin: Q1 2018
STEM Lab improvements	Pending Start		Planning Phase to begin: Q1 2018
Weight Room Renovation	Pending Start		Planning Phase to begin: Q1 2018



## Stirling Elementary School



Project Information	
Street Address	5500 STIRLING ROAD
	HOLLYWOOD
Location Num	0691
Board District	1
Board Member	Ann Murray
ADEFP Budget *	\$2,653,000

### SCHOOL PROJECTS \*\*

Scope	Phase	% of Phase	Comments
Bldg Envelope Impr. (Roof, Window, Ext Wall, etc.)	Pending Start		Planning Phase to begin: Q4 2016
HVAC Improvements	Pending Start		Planning Phase to begin: Q4 2016
School Choice Enhancement	Pending Start		Process beginning: Q4 2016.

## Stoneman Douglas Senior High School



Project Information	
Street Address	5901 PINE ISLAND ROAD
	PARKLAND
Location Num	3011
Board District	4
Board Member	Abby M. Freedman
ADEFP Budget *	\$11,937,805

### SCHOOL PROJECTS \*\*

Scope	Phase	% of Phase	Comments
Bldg Envelope Impr. (Roof, Window, Ext Wall, etc.)	Pending Start		Planning Phase to begin: Q3 2018
HVAC Improvements	Pending Start		Planning Phase to begin: Q3 2018
Music Room Renovation	Pending Start		Planning Phase to begin: Q3 2018
Art Room Renovation and Equipment	Pending Start		Planning Phase to begin: Q3 2018
School Choice Enhancement	Pending Start		Process beginning: Q3 2018.
Weight Room Renovation	Pending Start		Planning Phase to begin: Q3 2018
Install Fire Alarm	Planning		

## Stranahan Senior High School



Project Information	
Street Address	1800 SW 5 PLACE
	FORT LAUDERDALE
Location Num	0211
Board District	3
Board Member	Heather P. Brinkworth
ADEFP Budget *	\$18,716,800

### SCHOOL PROJECTS \*\*

Scope	Phase	% of Phase	Comments
Single Point of Entry - Fencing only	Bid and Award	5%	
Portable Demolition	Construction		
Life Safety Pool Renovations	Construction		Under construction
Track Resurfacing	Construction	90%	Under construction
Replace non ADA compliant concrete ramps and install aluminum canopies	Design	1%	Design pending; CMAR in negotiations
Electrical Improvements	Design	1%	Design pending; CMAR in negotiations
Fire Alarm	Design	1%	Design pending; CMAR in negotiations
Fire Sprinklers	Design	1%	Design pending; CMAR in negotiations
HVAC Improvements	Design	1%	Design pending; CMAR in negotiations
Media Center improvements	Design	1%	Design pending; CMAR in negotiations
Roof and loggias replacement	Design	1%	Design pending; CMAR in negotiations
Single Point of Entry - non-fencing	Design	1%	Design pending; CMAR in negotiations
STEM Lab improvements	Design	1%	Design pending; CMAR in negotiations
Weight Room Renovation	Design	1%	Design pending; CMAR in negotiations
School Choice Enhancement	Implementation	0%	Implementation Phase

## Sunland Park Academy



Project Information	
Street Address	919 NW 13 AVENUE
	FORT LAUDERDALE
Location Num	0611
Board District	5
Board Member	Dr. Rosalind Osgood
ADEFP Budget *	\$703,000

### SCHOOL PROJECTS \*\*

Scope	Phase	% of Phase	Comments
Bldg Envelope Impr. (Roof, Window, Ext Wall, etc.)	Designer Procurement	0%	Planning Phase to begin: Q4 2016
Fire Alarm	Designer Procurement	0%	Planning Phase to begin: Q4 2016
School Choice Enhancement	Planning		Scope selections underway

## Sunrise Middle School



Project Information	
Street Address	1750 NE 14 STREET
	FORT LAUDERDALE
Location Num	0251
Board District	3
Board Member	Heather P. Brinkworth
ADEFP Budget *	\$3,456,000

### SCHOOL PROJECTS \*\*

Scope	Phase	% of Phase	Comments
Electrical Improvements	Designer Procurement	10%	Design proposal due 10/27/16
Bldg Envelope Impr. (Roof, Window, Ext Wall, etc.)	Designer Procurement	10%	Design proposal due 10/27/16
Fire Sprinklers	Designer Procurement	10%	Design proposal due 10/27/16
HVAC Improvements	Designer Procurement	10%	Design proposal due 10/27/16
Safety / Security Upgrade	Designer Procurement	10%	Design proposal due 10/27/16
Single Point of Entry	Designer Procurement	10%	Design proposal due 10/27/16
School Choice Enhancement	Planning		Scope selections underway

## Sunset Lakes Elementary School



Project Information	
Street Address	18400 SW 25 STREET
	MIRAMAR
Location Num	3661
Board District	2
Board Member	Patricia Good
ADEFP Budget *	\$1,647,000

### SCHOOL PROJECTS \*\*

Scope	Phase	% of Phase	Comments
School Choice Enhancement	Implementation	0%	Implementation Phase
Bldg Envelope Impr. (Roof, Window, Ext Wall, etc.)	Pending Start		Planning Phase to begin: Q2 2017
HVAC Improvements	Pending Start		Planning Phase to begin: Q2 2017

## Sunshine Elementary School



Project Information	
Street Address	7737 W LASALLE BOULEVARD
	MIRAMAR
Location Num	1171
Board District	2
Board Member	Patricia Good
ADEFP Budget *	\$1,660,000

### SCHOOL PROJECTS \*\*

Scope	Phase	% of Phase	Comments
Bldg Envelope Impr. (Roof, Window, Ext Wall, etc.)	Pending Start		Planning Phase to begin: Q2 2018
Fire Alarm	Pending Start		Planning Phase to begin: Q2 2018
Fire Sprinklers	Pending Start		Planning Phase to begin: Q2 2018
HVAC Improvements	Pending Start		Planning Phase to begin: Q2 2018
School Choice Enhancement	Pending Start		Process beginning: Q3 2018.
Single Point of Entry	Pending Start		Planning Phase to begin: Q2 2018

## Tamarac Elementary School



Project Information	
Street Address	7601 N UNIVERSITY DRIVE
	TAMARAC
Location Num	2621
Board District	4
Board Member	Abby M. Freedman
ADEFP Budget *	\$4,047,000

### SCHOOL PROJECTS \*\*

Scope	Phase	% of Phase	Comments
Bldg Envelope Impr. (Roof, Window, Ext Wall, etc.)	Designer Procurement	95%	Board approval of Design contract: 10/18/16
Fire Sprinklers	Designer Procurement	95%	Board approval of Design contract: 10/18/16
HVAC Improvements	Designer Procurement	95%	Board approval of Design contract: 10/18/16
School Choice Enhancement	Implementation	0%	Implementation Phase
Media Center improvements	Pending Start		Planning Phase to begin: Q4 2017



## Taravella, J.P. Senior High School



Project Information	
Street Address	10600 RIVERSIDE DRIVE
	CORAL SPRINGS
Location Num	2751
Board District	4
Board Member	Abby M. Freedman
ADEFP Budget *	\$14,159,554

### SCHOOL PROJECTS \*\*

Scope	Phase	% of Phase	Comments
ADA Restrooms	Designer Procurement	5%	
Bldg Envelope Impr. (Roof, Window, Ext Wall, etc.)	Pending Start		Planning Phase to begin: Q2 2017
Fire Sprinklers	Pending Start		Planning Phase to begin: Q2 2017
HVAC Improvements	Pending Start		Planning Phase to begin: Q2 2017
Media Center improvements	Pending Start		Planning Phase to begin: Q2 2017
Safety / Security Upgrade	Pending Start		Planning Phase to begin: Q2 2017
School Choice Enhancement	Pending Start		Process beginning: Q3 2017.
Single Point of Entry	Pending Start		Planning Phase to begin: Q2 2017
STEM Lab improvements	Pending Start		Planning Phase to begin: Q2 2017
Weight Room Renovation	Pending Start		Planning Phase to begin: Q2 2017
Track Resurfacing	Planning		

## Tedder Elementary School



Project Information	
Street Address	4157 NE 1 TERRACE
	POMPANO BEACH
Location Num	0571
Board District	7
Board Member	Nora Rupert
ADEFP Budget *	\$3,483,000

### SCHOOL PROJECTS \*\*

Scope	Phase	% of Phase	Comments
PE/Athletic Improvements	Designer Procurement	5%	Designer QSEC: 10/10/16
Bldg Envelope Impr. (Roof, Window, Ext Wall, etc.)	Designer Procurement	5%	Designer QSEC: 10/10/16
Fire Alarm	Designer Procurement	5%	Designer QSEC: 10/10/16
Fire Sprinklers	Designer Procurement	5%	Designer QSEC: 10/10/16
HVAC Improvements	Designer Procurement	5%	Designer QSEC: 10/10/16
School Choice Enhancement	Implementation	0%	Implementation Phase

## Tequesta Trace Middle School



Project Information	
Street Address	1800 INDIAN TRACE
	FORT LAUDERDALE
Location Num	3151
Board District	6
Board Member	Laurie Rich Levinson
ADEFP Budget *	\$4,166,000

### SCHOOL PROJECTS \*\*

Scope	Phase	% of Phase	Comments
Electrical Improvements	Pending Start		Planning Phase to begin: Q4 2017
Bldg Envelope Impr. (Roof, Window, Ext Wall, etc.)	Pending Start		Planning Phase to begin: Q4 2017
Fire Alarm	Pending Start		Planning Phase to begin: Q4 2017
HVAC Improvements	Pending Start		Planning Phase to begin: Q4 2017
School Choice Enhancement	Pending Start		Process beginning: Q3 2017.
Single Point of Entry	Pending Start		Planning Phase to begin: Q4 2017
Fire Sprinklers	Planning		

## The Quest Center



Project Information	
Street Address	6401 CHARLESTON STREET
	HOLLYWOOD
Location Num	1021
Board District	1
Board Member	Ann Murray
ADEFP Budget *	\$2,004,000

### SCHOOL PROJECTS \*\*

Scope	Phase	% of Phase	Comments
Electrical Improvements	Planning		Planning Phase to begin: Q4 2016
Fire Alarm	Planning		Planning Phase to begin: Q4 2016
HVAC Improvements	Planning		Planning Phase to begin: Q4 2016
Safety / Security Upgrade	Planning		Planning Phase to begin: Q4 2016
School Choice Enhancement	Planning		Scope selections underway
Single Point of Entry	Planning		Planning Phase to begin: Q4 2016

## Thurgood Marshall Elementary School



### Project Information

<b>Street Address</b>	800 NW 13 STREET
	FORT LAUDERDALE
<b>Location Num</b>	3291
<b>Board District</b>	5
<b>Board Member</b>	Dr. Rosalind Osgood
<b>ADEFP Budget *</b>	\$2,298,736

### SCHOOL PROJECTS \*\*

Scope	Phase	% of Phase	Comments
ADA Restrooms	Designer Procurement	5%	
Bldg Envelope Impr. (Roof, Window, Ext Wall, etc.)	Pending Start		Planning Phase to begin: Q2 2017
HVAC Improvements	Pending Start		Planning Phase to begin: Q2 2017
School Choice Enhancement	Pending Start		Process beginning: Q3 2018.

## Tradewinds Elementary School



Project Information	
Street Address	5400 JOHNSON ROAD
	COCONUT CREEK
Location Num	3481
Board District	7
Board Member	Nora Rupert
ADEFP Budget *	\$2,480,000

### SCHOOL PROJECTS \*\*

Scope	Phase	% of Phase	Comments
PE/Athletic Improvements	Pending Start		Planning Phase to begin: Q3 2017
Bldg Envelope Impr. (Roof, Window, Ext Wall, etc.)	Pending Start		Planning Phase to begin: Q3 2017
HVAC Improvements	Pending Start		Planning Phase to begin: Q3 2017
Music Room Renovation	Pending Start		Planning Phase to begin: Q3 2017
Conversion of Existing Space to Music and/or Art Lab(s)	Pending Start		Planning Phase to begin: Q3 2017
School Choice Enhancement	Pending Start		Process beginning: Q3 2018.
Single Point of Entry	Pending Start		Planning Phase to begin: Q3 2017

## Tropical Elementary School



Project Information	
Street Address	1500 SW 66 AVENUE
	PLANTATION
Location Num	0731
Board District	6
Board Member	Laurie Rich Levinson
ADEFP Budget *	\$1,344,000

### SCHOOL PROJECTS \*\*

Scope	Phase	% of Phase	Comments
Fire Alarm	Designer Procurement	5%	Planning Phase to begin: Q4 2016
Fire Sprinklers	Designer Procurement	5%	Planning Phase to begin: Q4 2016
HVAC Improvements	Designer Procurement	5%	Planning Phase to begin: Q4 2016
Bldg Envelope Impr. (Roof, Window, Ext Wall, etc.)	Pending Start		Planning Phase to begin: Q2 2017
Media Center improvements	Pending Start		Planning Phase to begin: Q2 2017
Conversion of Existing Space to Music and/or Art Lab(s)	Pending Start		Planning Phase to begin: Q2 2017
School Choice Enhancement	Planning		Scope selections underway

## Twin Lakes Annex



### Project Information

<b>Street Address</b>	
<b>Location Num</b>	3251
<b>Board District</b>	0
<b>Board Member</b>	Dr. Rosalind Osgood
<b>ADEFP Budget *</b>	\$2,097,889

### SCHOOL PROJECTS \*\*

Scope	Phase	% of Phase	Comments
Replace existing underground waste oil tank with a 550 Gal. above ground tank.	Complete	100%	Work Completed
Reroof Bldg. 1	Planning		



## Village Elementary School



Project Information	
Street Address	2100 NW 70 AVENUE
	SUNRISE
Location Num	1621
Board District	5
Board Member	Dr. Rosalind Osgood
ADEFP Budget *	\$1,570,000

### SCHOOL PROJECTS \*\*

Scope	Phase	% of Phase	Comments
Bldg Envelope Impr. (Roof, Window, Ext Wall, etc.)	Designer Procurement	5%	Planning Phase to begin: Q4 2016
Fire Alarm	Designer Procurement	5%	Planning Phase to begin: Q4 2016
Fire Sprinklers	Designer Procurement	5%	Planning Phase to begin: Q4 2016
HVAC Improvements	Designer Procurement	5%	Planning Phase to begin: Q4 2016
Media Center improvements	Designer Procurement	5%	Planning Phase to begin: Q4 2016
Single Point of Entry	Designer Procurement	5%	Planning Phase to begin: Q4 2016
School Choice Enhancement	Implementation	0%	Implementation Phase

## Walker Elementary School



Project Information	
Street Address	1001 NW 4 STREET
	FORT LAUDERDALE
Location Num	0321
Board District	5
Board Member	Dr. Rosalind Osgood
ADEFP Budget *	\$1,874,000

### SCHOOL PROJECTS \*\*

Scope	Phase	% of Phase	Comments
Bldg Envelope Impr. (Roof, Window, Ext Wall, etc.)	Designer Procurement	5%	Planning Phase to begin: Q4 2016
Fire Alarm	Designer Procurement	5%	Planning Phase to begin: Q4 2016
HVAC Improvements	Designer Procurement	5%	Planning Phase to begin: Q4 2016
School Choice Enhancement	Implementation	0%	Implementation Phase

## Watkins Elementary School



Project Information	
Street Address	3520 SW 52 AVENUE
	HOLLYWOOD
Location Num	0511
Board District	1
Board Member	Ann Murray
ADEFP Budget *	\$1,389,000

### SCHOOL PROJECTS \*\*

Scope	Phase	% of Phase	Comments
Installation of new dedicated split DX AC unit in Building 1 Room 103F	Complete	100%	Work Completed
Bldg Envelope Impr. (Roof, Window, Ext Wall, etc.)	Pending Start		Planning Phase to begin: Q1 2018
Fire Sprinklers	Pending Start		Planning Phase to begin: Q1 2018
School Choice Enhancement	Pending Start		Process beginning: Q3 2018.
Single Point of Entry	Pending Start		Planning Phase to begin: Q1 2018

## Welleby Elementary School



Project Information	
Street Address	3230 NOB HILL ROAD
	SUNRISE
Location Num	2881
Board District	5
Board Member	Dr. Rosalind Osgood
ADEFP Budget *	\$3,471,000

### SCHOOL PROJECTS \*\*

Scope	Phase	% of Phase	Comments
Electrical Improvements	Pending Start		Planning Phase to begin: Q2 2018
Bldg Envelope Impr. (Roof, Window, Ext Wall, etc.)	Pending Start		Planning Phase to begin: Q2 2018
Fire Alarm	Pending Start		Planning Phase to begin: Q2 2018
Fire Sprinklers	Pending Start		Planning Phase to begin: Q2 2018
HVAC Improvements	Pending Start		Planning Phase to begin: Q2 2018
School Choice Enhancement	Pending Start		Process beginning: Q3 2018.
Single Point of Entry	Pending Start		Planning Phase to begin: Q2 2018

## West Broward High School



Project Information	
Street Address	500 NW 209 AVENUE
	PEMBROKE PINES
Location Num	3971
Board District	2
Board Member	Patricia Good
ADEFP Budget *	\$2,025,000

### SCHOOL PROJECTS \*\*

Scope	Phase	% of Phase	Comments
School Choice Enhancement	Implementation	0%	Implementation Phase
HVAC Improvements	Pending Start		Planning Phase to begin: Q2 2018
Weight Room Renovation	Pending Start		Planning Phase to begin: Q2 2018
Track Resurfacing	Planning		Work to take place in Q2 2017

## West Hollywood Elementary School



Project Information	
Street Address	6301 HOLLYWOOD BOULEVARD
	HOLLYWOOD
Location Num	0161
Board District	1
Board Member	Ann Murray
ADEFP Budget *	\$3,009,000

### SCHOOL PROJECTS \*\*

Scope	Phase	% of Phase	Comments
Bldg Envelope Impr. (Roof, Window, Ext Wall, etc.)	Designer Procurement	58%	QSEC for designer selection: 10/26/16
Fire Alarm	Designer Procurement	58%	QSEC for designer selection: 10/26/16
HVAC Improvements	Designer Procurement	58%	QSEC for designer selection: 10/26/16
School Choice Enhancement	Implementation	0%	Implementation Phase

## Westchester Elementary School



Project Information	
Street Address	12405 ROYAL PALM BOULEVARD
	CORAL SPRINGS
Location Num	2681
Board District	4
Board Member	Abby M. Freedman
ADEFP Budget *	\$4,075,142

### SCHOOL PROJECTS \*\*

Scope	Phase	% of Phase	Comments
Electrical Improvements	Designer Procurement	10%	Design RFQ issued
Bldg Envelope Impr. (Roof, Window, Ext Wall, etc.)	Designer Procurement	10%	Design RFQ issued
Fire Sprinklers	Designer Procurement	10%	Design RFQ issued
HVAC Improvements	Designer Procurement	10%	Design RFQ issued
Media Center improvements	Designer Procurement	10%	Design RFQ issued
ADA Restrooms, Replace Fire Alarm, Drainage Improvements	Designer Procurement	10%	Design RFQ issued
School Choice Enhancement	Implementation	0%	Implementation Phase

## Western Senior High School



Project Information	
Street Address	1200 SW 136 AVENUE
	DAVIE
Location Num	2831
Board District	6
Board Member	Laurie Rich Levinson
ADEFP Budget *	\$6,153,000

### SCHOOL PROJECTS \*\*

Scope	Phase	% of Phase	Comments
Electrical Improvements	Pending Start		Planning Phase to begin: Q2 2017
Bldg Envelope Impr. (Roof, Window, Ext Wall, etc.)	Pending Start		Planning Phase to begin: Q2 2017
HVAC Improvements	Pending Start		Planning Phase to begin: Q2 2017
Media Center improvements	Pending Start		Planning Phase to begin: Q2 2017
Safety / Security Upgrade	Pending Start		Planning Phase to begin: Q2 2017
School Choice Enhancement	Pending Start		Process beginning: Q3 2017.
STEM Lab improvements	Pending Start		Planning Phase to begin: Q2 2017
Weight Room Renovation	Pending Start		Planning Phase to begin: Q2 2017
Track Resurfacing	Planning		



## Westglades Middle School



Project Information	
Street Address	11000 HOLMBERG ROAD
	PARKLAND
Location Num	3871
Board District	4
Board Member	Abby M. Freedman
ADEFP Budget *	\$4,097,200

### SCHOOL PROJECTS \*\*

Scope	Phase	% of Phase	Comments
School Zone Traffic Signalization	Complete	100%	Work Completed
Bldg Envelope Impr. (Roof, Window, Ext Wall, etc.)	Pending Start		Planning Phase to begin: Q3 2018
School Choice Enhancement	Pending Start		Process beginning: Q3 2018.
Single Point of Entry	Pending Start		Planning Phase to begin: Q3 2018

## Westpine Middle School



Project Information	
Street Address	9393 NW 50 STREET
	SUNRISE
Location Num	2052
Board District	5
Board Member	Dr. Rosalind Osgood
ADEFP Budget *	\$3,099,000

### SCHOOL PROJECTS \*\*

Scope	Phase	% of Phase	Comments
Bldg Envelope Impr. (Roof, Window, Ext Wall, etc.)	Pending Start		Planning Phase to begin: Q3 2017
Fire Sprinklers	Pending Start		Planning Phase to begin: Q3 2017
HVAC Improvements	Pending Start		Planning Phase to begin: Q3 2017
School Choice Enhancement	Pending Start		Process beginning: Q3 2017.
Single Point of Entry	Pending Start		Planning Phase to begin: Q3 2017

## Westwood Heights Elementary School



Project Information	
Street Address	2861 SW 9 STREET
	FORT LAUDERDALE
Location Num	0631
Board District	3
Board Member	Heather P. Brinkworth
ADEFP Budget *	\$2,004,000

### SCHOOL PROJECTS \*\*

Scope	Phase	% of Phase	Comments
Bldg Envelope Impr. (Roof, Window, Ext Wall, etc.)	Designer Procurement	5%	Planning Phase to begin: Q3 2016
HVAC Improvements	Designer Procurement	5%	Planning Phase to begin: Q3 2016
Media Center improvements	Designer Procurement	5%	Planning Phase to begin: Q3 2016
School Choice Enhancement	Implementation	0%	Implementation Phase

## Whiddon-Rogers Education Center



Project Information	
Street Address	700 SW 26TH STREET
	FT. LAUDERDALE
Location Num	0452
Board District	3
Board Member	Heather P. Brinkworth
ADEFP Budget *	\$5,680,000

### SCHOOL PROJECTS \*\*

Scope	Phase	% of Phase	Comments
Replacement of building 13	Designer Procurement	75%	Designer selected. Negotiations underway.
Replacement of building 12	Designer Procurement	75%	Designer selected. Negotiations underway.
Replacement of building 11	Designer Procurement	75%	Designer selected. Negotiations underway.
Replacement of building 10	Designer Procurement	75%	Designer selected. Negotiations underway.
Bldg Envelope Impr. (Roof, Window, Ext Wall, etc.)	Designer Procurement	75%	Designer selected. Negotiations underway.
Fire Alarm	Designer Procurement	75%	Designer selected. Negotiations underway.
HVAC Improvements	Designer Procurement	75%	Designer selected. Negotiations underway.
Media Center improvements	Designer Procurement	75%	Designer selected. Negotiations underway.
School Choice Enhancement	Implementation	0%	Implementation Phase

## Whispering Pines Education Center



Project Information	
Street Address	3609 SW 89TH AVENUE
	MIRAMAR
Location Num	1752
Board District	2
Board Member	Patricia Good
ADEFP Budget *	\$3,119,466

### SCHOOL PROJECTS \*\*

Scope	Phase	% of Phase	Comments
ADA Restroom Renovation	Designer Procurement	2%	
Bldg Envelope Impr. (Roof, Window, Ext Wall, etc.)	Pending Start		Planning Phase to begin: Q2 2018
Fire Alarm	Pending Start		Planning Phase to begin: Q2 2018
Fire Sprinklers	Pending Start		Planning Phase to begin: Q2 2018
HVAC Improvements	Pending Start		Planning Phase to begin: Q2 2018
School Choice Enhancement	Pending Start		Process beginning: Q3 2018.
Single Point of Entry	Pending Start		Planning Phase to begin: Q2 2018

## Wilton Manors Elementary School



Project Information	
Street Address	2401 NE 3 AVENUE
	FORT LAUDERDALE
Location Num	0191
Board District	3
Board Member	Heather P. Brinkworth
ADEFP Budget *	\$3,757,000

### SCHOOL PROJECTS \*\*

Scope	Phase	% of Phase	Comments
Bldg Envelope Impr. (Roof, Window, Ext Wall, etc.)	Pending Start		Planning Phase to begin: Q1 2017
Fire Alarm	Pending Start		Planning Phase to begin: Q1 2017
HVAC Improvements	Pending Start		Planning Phase to begin: Q1 2017
School Choice Enhancement	Pending Start		Process beginning: Q3 2017.

## Wingate Oaks Center



Project Information	
Street Address	1211 NW 33RD TERRACE
	FT. LAUDERDALE
Location Num	0991
Board District	5
Board Member	Dr. Rosalind Osgood
ADEFP Budget *	\$2,883,000

### SCHOOL PROJECTS \*\*

Scope	Phase	% of Phase	Comments
Bldg Envelope Impr. (Roof, Window, Ext Wall, etc.)	Design	1%	Design underway
Fire Alarm	Design	1%	Design underway
Replacement of HVAC equipment in buildings 1,2,4,5.	Design	1%	Design underway
Media Center improvements	Design	1%	Design underway
School Choice Enhancement	Implementation	0%	Implementation Phase

## Winston Park Elementary School



Project Information	
Street Address	4000 WINSTON PARK BOULEVARD
	COCONUT CREEK
Location Num	3091
Board District	7
Board Member	Nora Rupert
ADEFP Budget *	\$3,388,000

### SCHOOL PROJECTS \*\*

Scope	Phase	% of Phase	Comments
Bldg Envelope Impr. (Roof, Window, Ext Wall, etc.)	Pending Start		Planning Phase to begin: Q4 2017
Fire Sprinklers	Pending Start		Planning Phase to begin: Q4 2017
HVAC Improvements	Pending Start		Planning Phase to begin: Q4 2017
Music Room Renovation	Pending Start		Planning Phase to begin: Q4 2017
Conversion of Existing Space to Music and/or Art Lab(s)	Pending Start		Planning Phase to begin: Q4 2017
Art Room Renovation and Equipment	Pending Start		Planning Phase to begin: Q4 2017
School Choice Enhancement	Pending Start		Process beginning: Q3 2017.



## Young, Virginia Shuman Elementary School



Project Information	
Street Address	101 NE 11 AVENUE
	FORT LAUDERDALE
Location Num	3321
Board District	3
Board Member	Heather P. Brinkworth
ADEFP Budget *	\$2,146,000

### SCHOOL PROJECTS \*\*

Scope	Phase	% of Phase	Comments
Bldg Envelope Impr. (Roof, Window, Ext Wall, etc.)	Pending Start		Planning Phase to begin: Q3 2017
Fire Alarm	Pending Start		Planning Phase to begin: Q3 2017
HVAC Improvements	Pending Start		Planning Phase to begin: Q3 2017
School Choice Enhancement	Pending Start		Process beginning: Q3 2017.

**Young, Walter C. Middle School**



Project Information	
Street Address	901 NW 129 AVENUE
	PEMBROKE PINES
Location Num	3001
Board District	2
Board Member	Patricia Good
ADEFP Budget *	\$9,897,000

**SCHOOL PROJECTS** \*\*

Scope	Phase	% of Phase	Comments
Replacement of building 1	Pending Start		Board approval to adv. design: 11/1/16
Bldg Envelope Impr. (Roof, Window, Ext Wall, etc.)	Pending Start		Board approval to adv. design: 11/1/16
HVAC Improvements	Pending Start		Board approval to adv. design: 11/1/16
Media Center improvements	Pending Start		Board approval to adv. design: 11/1/16
School Choice Enhancement	Pending Start		Process beginning: Q4 2016.



# Section 5

---

## Budget Activity

I. Benjamin Leong, Chief Financial Officer

**Budget Activity Report Contents**

Introduction	Page 360
Glossary of Terms	Page 361
School Board Approved Amendments	Page 362
Analysis of Expenditure Changes from Previous Quarter	Page 363
Expense Chart	Page 364
Notes to Budget Activity Report	Page 365
Summary Schedule	Page 367
Financially Active Projects Summary Schedule	Page 368
Financially Active Projects Detail	Page 369
Remaining Projects Summary Schedule	Page 438
Remaining Projects Details	Page 439

### Introduction:

The purpose of the Budget Activity Report Section is to provide financial activity for projects in the SMART Program Quarterly Update. **The Budget Activity Report may give some indication about project activity but it does not give the status of a project and should be used in conjunction with a construction status report.** Within this Budget Activity Report, projects are shown as “financially active” when the project has existing commitments or expenses. Project commitments and expenses include, but are not limited to, advertising costs during the planning and procurement phase, design costs, construction costs, permitting costs, equipment, work orders, and Program Management fees.

In May 2015, the School Board approved an amendment to its 5-year capital program (Adopted District Educational Facilities Plan or ADEFP) to incorporate the voter approved \$800 million general obligation bonds (GOB) and the new projects to be delivered in the SMART Program. These funds and projects were combined with other non-GOB capital funding to total the \$987 million SMART Program. The first GOB series was issued in June 2015. Additional GOB series will be issued in the future to ensure the projects have available funds in-line with the projected construction delivery timelines.

When the School Board Adopted the DEFP-FY17, September 7, 2016, the Board approved a plan to accelerate SMART funding for the Single Point of Entry projects, and to accelerate projects at schools that have other projects that are currently funded and will benefit from completing the projects together.

This Budget Activity Report is for the First Quarter of the 2017 Fiscal Year that ended on September 30, 2016. The capital budget for the SMART Program spans three fiscal years (Program Years 1, 2 & 3). When combined with the accelerated funding described above this report includes detail on \$655.5 million in SMART Program funding.

SMART Appropriations	Program Year 1 (FY 2015)	Program Year 2 (FY 2016)	Program Year 3 (FY 2017)	Program Year 4 (FY 2018)	Program Year 5 (FY 2019)	Total
Safety	\$ 24.8	\$ 32.7	\$ 24.2	\$ 18.3	\$ 25.6	\$ 125.6
Music & Art	5.5	9.8	6.4	9.9	9.4	41.0
Athletics	1.8	1.8	1.8	0.9	1.0	7.3
Renovation	159.2	149.6	157.0	120.5	146.4	732.7
Technology	42.5	23.8	14.6			80.9
<b>Total</b>	<b>\$ 233.8</b>	<b>\$ 217.7</b>	<b>\$ 204.0</b>	<b>\$ 149.6</b>	<b>\$ 182.4</b>	<b>\$ 987.5</b>
	\$655.5					

On January 27, 2015 the School Board approved a resolution to create the Bond Oversight Committee (BOC) to act as an independent citizen's advisory committee to the School Board. The District recognizes the importance of establishing a mechanism to encourage greater accountability, transparency, public support and confidence in the use of GOB funds. Florida TaxWatch, a not-for-profit government watchdog group is providing the BOC independent analysis and recommendations on best practices.

The Budget Activity Report Section is organized in a logical way that includes this Introduction, a Glossary of Terms and Notes to the Budget Activity Report.

### Glossary of Terms

**GOB:** Funding from the General Obligation Bond

**Non-GOB:** Funding from all other capital funds.

**Original Budget:** The budget approved at the May 19, 2015 school board meeting that established the 5-year budgets for the SMART program.

**Current Budget:** The current approved budget that includes any School Board approved changes that impacted the Original Budget.

**Commitment:** Project obligation, for example purchase orders, contracts or requisitions.

**Financially Active Project:** Within this Budget Activity Report, projects are shown as financially active when the project has existing commitments or expenses. Project commitments and expenses include, but are not limited to, advertising costs during the planning and procurement phase, design costs, construction costs, permitting costs, equipment, work orders, and Program Management fees.

### School Board Approved Amendments

Occasionally it will be necessary to make amendments to the SMART Program. When this happens, the School Board will review the request at a School Board meeting as part of their business agenda. When the Board votes to approve a requested amendment, the changes will be reflected in the SMART Program Budget Activity Report. Changes may include project budget increases or decreases made to reflect construction contract awards, and the scheduled delivery of the project. As a result of approved changes, there are several places throughout the Budget Activity Report where there will be a difference between the "Original Budget", and the "Current Budget".

### List of Approved Amendments included in this Budget Activity Report

Board Meeting Date	Agenda Item #	School Name	Project	Approved Increase/(Decrease)
--- No Board Approved Amendments this Quarter ---				

### Analysis of Expenditure Changes from Previous Quarter

SMART Program Expenditures *	FY17 Q1 (current)	FY16 Q4**	Increase (Decrease)
GOB			
Safety	\$ 288,907	\$ 259,744	\$ 29,163
Music & Art	45,105	45,085	20
Athletics	295,840	55,914	239,926
Renovation	3,584,295	2,902,685	681,610
Technology	26,573,082	25,526,570	1,046,512
GOB Sub-Total	30,787,229	28,789,998	1,997,231
Non-GOB			
Safety	91,832	91,529	303
Music & Art	2,719,482	1,602,033	1,117,449
Athletics	0	0	0
Renovation	10,039,344	8,142,225	1,897,119
Technology	26,847,900	24,398,272	2,449,628
Non-GOB Sub-Total	39,698,558	34,234,059	5,464,499
<b>Total</b>	<b>\$ 70,485,787</b>	<b>\$ 63,024,057</b>	<b>\$ 7,461,730</b>
Number of Financially Active Projects	600	476	124

\* Project expenditures include, but are not limited to, advertising costs during the planning and procurement phase, design costs, construction costs, permitting costs, equipment, work orders, and Program Management fees.

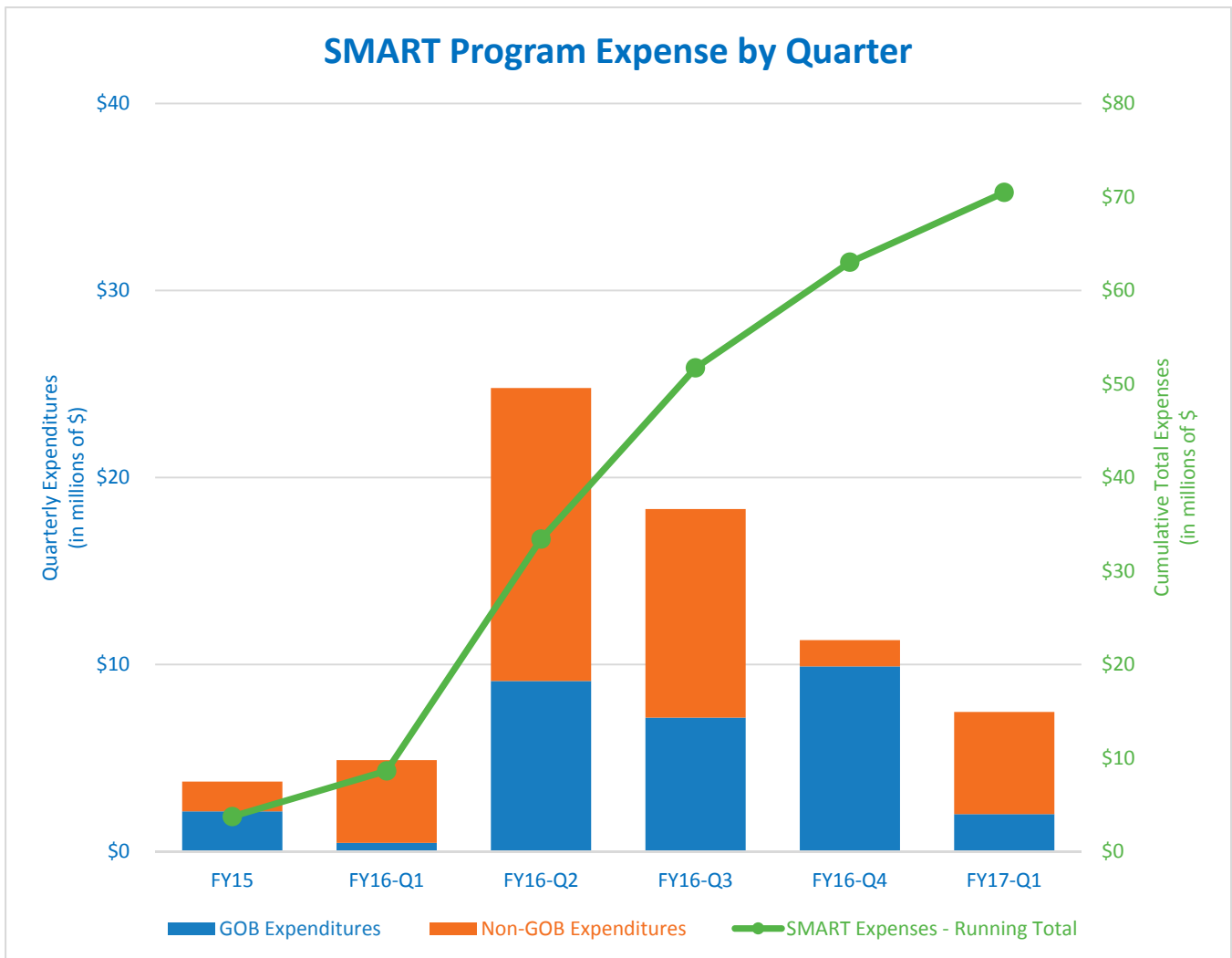
\*\* Fourth quarter 2016 expenditure figures reflect updated amounts consistent with the District's financial reports. The 4<sup>th</sup> quarter 2016 BOC report was published before the year-end financials were finalized. Differences are due to accrual entries and other year-end accounting entries. These differences are not material.



### Expense Chart

This SMART Program Expense by Quarter chart shows the SMART expenditures in each quarter represented in the bar chart as GOB dollars (blue) and Non-GOB dollars (orange), using the scale on the left.

The green line shows the cumulative total of all SMART Program expenses, using the scale on the right.



### Notes to Budget Activity Report

#### 1. SMART Program

The SMART Program includes \$800 million GOB funding and \$187 million of other non-GOB funding for **S**afety, **M**usic and arts, **A**thletics, **R**enovation and **T**echnology projects totaling \$987 million. The District Educational Facilities Plan was amended on May 19, 2015 to incorporate the SMART Program.

#### 2. SMART Cost Allocation Method

To effectively deliver projects at any particular school the Facilities Department may combine several categories in the SMART Program into one project that encompasses the scope of the individual categories under one contract. To report expenditures for each SMART category, all expenses for the combined project will be allocated based on a percentage of the budget for SMART Program categories that were combined.

#### 3. Program Manager Fees Allocation

The projects are being managed by external consultants that are being utilized as Program Managers and will manage a portfolio of projects as owner representatives. Costs for the Program Manager(s) are included in the project budgets and expenses will be prorated proportionate to those project budgets assigned to the Program Manager.

#### 4. Issuance of GOB Funds

On November 4, 2014 the public authorized up to \$800 million in general obligation bonds to fund the SMART program. The planned issuance of these bonds is based initially on five (5) series to align with the needs of the projects in the SMART program. The actual amounts that will be issued may vary from what is initially planned based on the execution of projects and cash flow projections.

Planned Issuance of GOB (in millions of dollars)					
Year-1*	Year-2**	Year-3	Year-4	Year-5	Total
\$162.7	\$193.8	\$180.7	\$117.2	\$145.6	\$800.0

\*GOB issued in June 2015

\*\*No GOB was issued during Year-2

### Notes to Budget Activity Report (continued)

#### 5. Hierarchy of assigning funds

GOB funds are assigned to projects in the SMART Program in addition to \$187 million of other capital funding. The \$187 million in other capital funds consist of capital millage, impact fees, State funds such as Public Education Capital Outlay (PECO) and other sources which have various restrictions and spending durations.

In assigning projects to a funding source there are many considerations, and generally the funds with the most restrictions are to be utilized for eligible projects first. Since the GOB funds are paid for over a 25 year period, use of GOB funding for technology and educational equipment with a useful life substantially less than the life of the bond, may be limited because of Federal rules.

The funding source for each project in the SMART program is reviewed when:

- **The District adopts the DEFP** – District Educational Facilities Plan (DEFP) is a 5-year budget planning document that is revised annually. The first year of the DEFP is incorporated into the District's capital budget. The DEFP and the Budget is a projection of revenues and a plan to appropriate funding for anticipated expenditures. The DEFP includes revenues from GOB and an appropriation for the SMART program.
- **The District Issues GOB** – During the fiscal year the District will evaluate cash flow needed for the SMART program and consult with the Facilities and Technology departments to determine if the GOB should be issued in the amount planned in the capital budget. The projects planned to be funded by the GOB will be reviewed. If necessary the list of projects may be adjusted to meet Federal rules, accommodate changes in project schedules, or maximize the utilization of other capital funding sources.
- **The District combines several categories into one project** – To effectively deliver projects at any particular school the Facilities department may combine several categories in the SMART Program into one project that encompasses the scope of the individual categories under one contract. The funding source for the project will be reviewed based upon the revised scope of the project.

# SMART Program Budget Activity Report

## Combined Summary Schedule

### for Quarter Ended September 30, 2016

GOB Referendum Approved by Voters on 11/4/2014 - 22 Months Since Approval

GOB	Program Yr1, Yr2 and Yr3	
	Original Budget	Current Budget
Safety	\$ 70,345,473	\$ 70,345,473
Music & Art	9,409,000	9,409,000
Athletics	5,655,000	5,655,000
Renovation	412,297,575	412,479,700
Technology	38,489,000	38,489,000
<b>GOB Total</b>	<b>\$ 536,196,048</b>	<b>\$ 536,378,173</b>

Non-GOB	Program Yr1, Yr2 and Yr3	
	Original Budget	Current Budget
Safety	\$ 11,181,652	\$ 11,211,652
Music & Art	12,435,200	12,435,200
Athletics	-	-
Renovation	53,167,836	53,167,836
Technology	42,343,000	42,343,000
<b>Non-GOB Total</b>	<b>\$ 119,127,688</b>	<b>\$ 119,157,688</b>

<b>Total</b>	<b>\$ 655,323,736</b>	<b>\$ 655,535,861</b>
--------------	-----------------------	-----------------------

# SMART Program Budget Activity Report

## Financially Active Projects Summary Schedule for Quarter Ended September 30, 2016

GOB Referendum Approved by Voters on 11/4/2014 - 22 Months Since Approval

GOB	Original Budget	Current Budget	Prior Year Expenditures	Commitments	Current Year Expenditures	Balance
Safety	\$ 27,207,473	\$ 27,207,473	\$ 259,744	\$ 1,064,231	\$ 29,163	\$ 25,854,335
Music & Art	3,747,000	3,747,000	45,085	232,555	20	3,469,340
Athletics	3,805,000	3,805,000	55,914	1,419,114	239,926	2,090,046
Renovation	188,897,875	189,080,000	2,902,685	8,701,112	681,610	176,794,593
Technology	34,153,080	34,153,080	25,526,570	1,272,296	1,046,512	6,307,702
<b>GOB Total</b>	<b>\$ 257,810,428</b>	<b>\$ 257,992,553</b>	<b>\$ 28,789,998</b>	<b>\$ 12,689,308</b>	<b>\$ 1,997,231</b>	<b>\$ 214,516,016</b>

Non-GOB	Original Budget	Current Budget	Prior Year Expenditures	Commitments	Current Year Expenditures	Balance
Safety	\$ 8,202,004	\$ 8,232,004	\$ 91,529	\$ 349,971	\$ 303	\$ 7,790,201
Music & Art	4,885,200	4,885,200	1,602,033	1,826,731	1,117,449	338,987
Athletics	-	-	-	-	-	-
Renovation	36,658,669	36,658,669	8,142,225	2,753,941	1,897,119	23,865,384
Technology	33,699,000	33,699,000	24,398,272	2,846,015	2,449,628	4,005,085
<b>Non-GOB Total</b>	<b>\$ 83,444,873</b>	<b>\$ 83,474,873</b>	<b>\$ 34,234,059</b>	<b>\$ 7,776,658</b>	<b>\$ 5,464,499</b>	<b>\$ 35,999,657</b>
<b>Total</b>	<b>\$ 341,255,301</b>	<b>\$ 341,467,426</b>	<b>\$ 63,024,057</b>	<b>\$ 20,465,966</b>	<b>\$ 7,461,730</b>	<b>\$ 250,515,673</b>

\* Project expenditures include, but are not limited to, advertising costs during the planning and procurement phase, design costs, construction costs, permitting costs, equipment, and work orders

This is a budget and expenditure activity report, and is not a construction status report. The accompanying introduction and notes are an integral part of this budget activity report.

# SMART Program Budget Activity Report

## Financially Active Projects Detail Schedule

### for Quarter Ended September 30, 2016

GOB Referendum Approved by Voters on 11/4/2014 - 22 Months Since Approval

School/ Project	Original Budget	Current Budget	Prior Year Expenditures	Commitments	Current Year Expenditures	Balance
<b>Anderson, Boyd H. Senior High School</b>						
Additional Computers to Close Gap Project Number: 174185002	236,000	236,000	-	235,956	-	44
Media Center Remodeling Project Number: P.001360	2,018,340	2,018,340	218,475	879,133	-	920,732
<b>Apollo Middle School</b>						
Music Instruments Project Number: 179185009	100,000	100,000	-	82,756	17,237	7
<b>Atlantic Technical College</b>						
Technology Infrastructure Upgrade Project Number: 222185001	483,000	483,000	357,824	-	-	125,176
Wireless Network Upgrade and CAT 6 Data Port Upgrade Project Number: 222185003	179,000	179,000	139,001	39,999	-	-
Atlantic Tech Clg - School Choice Year 2 Project Number: P.001789	100,000	100,000	-	99,996	-	4
<b>Atlantic Technical, Arthur Ashe, Jr Campus</b>						
Wireless Network Upgrade and CAT 6 Data Port Upgrade Project Number: 470285003	100,000	100,000	-	76,673	-	23,327
School Choice Project Number: P.001693	100,000	100,000	-	30,534	66,970	2,496
<b>Atlantic West Elementary School</b>						
Additional Computers to Close Gap Project Number: 251185002	146,000	146,000	145,987	-	-	13
Wireless Network Upgrade and CAT 6 Data Port Upgrade Project Number: 251185003	105,000	105,000	63,208	-	-	41,792

\* Project expenditures include, but are not limited to, advertising costs during the planning and procurement phase, design costs, construction costs, permitting costs, equipment, and work orders

This is a budget and expenditure activity report, and is not a construction status report. The accompanying introduction and notes are an integral part of this report.

# SMART Program Budget Activity Report

## Financially Active Projects Detail Schedule

### for Quarter Ended September 30, 2016

GOB Referendum Approved by Voters on 11/4/2014 - 22 Months Since Approval

School/ Project	Original Budget	Current Budget	Prior Year Expenditures	Commitments	Current Year Expenditures	Balance
<b>Attucks Middle School</b>						
Building Envelope Improvements (Roof, Window, Ext Wall, etc.) Project Number: P.001633	316,000	498,125	53,530	1,465	-	443,130
Fire Sprinkler Protection, HVAC, Electrical and Building Improvements Project Number: P.001686	3,040,778	3,040,778	-	-	121	3,040,657
School Choice Project Number: P.001709	100,000	100,000	-	54,394	40,477	5,129
<b>Bair Middle School</b>						
Additional Computers to Close Gap Project Number: 261185002	134,000	134,000	-	133,949	-	51
Music Instruments Project Number: 261185009	100,000	100,000	74,724	10,975	13,500	801
<b>Banyan Elementary School</b>						
Technology Infrastructure Upgrade Project Number: 200185001	18,000	18,000	16,140	-	1,856	4
Additional Computers to Close Gap Project Number: 200185002	155,000	155,000	154,942	-	-	58
Wireless Network Upgrade and CAT 6 Data Port Upgrade Project Number: 200185003	94,000	94,000	65,599	-	554	27,847
School Choice Project Number: P.001767	100,000	100,000	-	34,145	-	65,855
<b>Bayview Elementary School</b>						
HVAC Chillers Replacement Project Number: P.001786	1,742,000	1,742,000	-	-	8,981	1,733,019

\* Project expenditures include, but are not limited to, advertising costs during the planning and procurement phase, design costs, construction costs, permitting costs, equipment, and work orders

This is a budget and expenditure activity report, and is not a construction status report. The accompanying introduction and notes are an integral part of this report.

# SMART Program Budget Activity Report

## Financially Active Projects Detail Schedule

### for Quarter Ended September 30, 2016

GOB Referendum Approved by Voters on 11/4/2014 - 22 Months Since Approval

School/ Project	Original Budget	Current Budget	Prior Year Expenditures	Commitments	Current Year Expenditures	Balance
<b>Beachside Montessori Village</b>						
Technology Infrastructure Upgrade Project Number: 204185001	4,000	4,000	-	-	3,998	2
Additional Computers to Close Gap Project Number: 204185002	210,000	210,000	4,730	-	205,076	194
Wireless Network Upgrade and CAT 6 Data Port Upgrade Project Number: 204185003	27,000	27,000	-	-	26,998	2
School Choice Project Number: P.001742	100,000	100,000	-	78,203	-	21,797
<b>Ben Gamla</b>						
Charter School Technology Project Number: 541085004	178,028	178,028	162,961	-	14,997	70
<b>Ben Gamla Charter School North Broward</b>						
Charter School Technology Project Number: 500185004	22,778	22,778	22,773	-	-	5
<b>Ben Gamla Charter School South Broward</b>						
Charter School Technology Project Number: 539285004	114,789	114,789	114,781	-	-	8
<b>Bennett Elementary School</b>						
Additional Computers to Close Gap Project Number: 020185002	79,000	79,000	78,569	-	-	431
Wireless Network Upgrade and CAT 6 Data Port Upgrade Project Number: 020185003	76,000	76,000	46,164	-	-	29,836
<b>Bethune, Mary M. Elementary School</b>						
Technology Infrastructure Upgrade Project Number: 034185001	21,000	21,000	9,007	-	-	11,993

\* Project expenditures include, but are not limited to, advertising costs during the planning and procurement phase, design costs, construction costs, permitting costs, equipment, and work orders

This is a budget and expenditure activity report, and is not a construction status report. The accompanying introduction and notes are an integral part of this report.



# SMART Program Budget Activity Report

## Financially Active Projects Detail Schedule

### for Quarter Ended September 30, 2016

GOB Referendum Approved by Voters on 11/4/2014 - 22 Months Since Approval

School/ Project	Original Budget	Current Budget	Prior Year Expenditures	Commitments	Current Year Expenditures	Balance
<b>Bethune, Mary M. Elementary School</b>						
Additional Computers to Close Gap Project Number: 034185002	185,000	185,000	184,978	-	-	22
Wireless Network Upgrade and CAT 6 Data Port Upgrade Project Number: 034185003	114,000	114,000	54,825	-	-	59,175
<b>Bright Horizons Center</b>						
Additional Computers to Close Gap Project Number: 087185002	31,000	31,000	30,974	-	-	26
Wireless Network Upgrade and CAT 6 Data Port Upgrade Project Number: 087185003	57,000	57,000	-	-	49,290	7,710
<b>Broadview Elementary School</b>						
Technology Infrastructure Upgrade Project Number: 081185001	113,000	113,000	75,855	-	-	37,145
Additional Computers to Close Gap Project Number: 081185002	222,000	222,000	221,815	-	-	185
Wireless Network Upgrade and CAT 6 Data Port Upgrade Project Number: 081185003	111,000	111,000	65,815	-	-	45,185
Fire Alarm Site Wide, Install Fire Sprinklers Site Wide, Building Envelope Repairs and Interior Renovations Project Number: P.001638	1,782,386	1,782,386	20,728	148,000	-	1,613,658
Building Envelope Improvements (Roof, Window, Ext Wall, etc.) Project Number: P.001642	1,009,000	1,009,000	34,879	7,575	-	966,546

\* Project expenditures include, but are not limited to, advertising costs during the planning and procurement phase, design costs, construction costs, permitting costs, equipment, and work orders

This is a budget and expenditure activity report, and is not a construction status report. The accompanying introduction and notes are an integral part of this report.

# SMART Program Budget Activity Report

## Financially Active Projects Detail Schedule

### for Quarter Ended September 30, 2016

GOB Referendum Approved by Voters on 11/4/2014 - 22 Months Since Approval

School/ Project	Original Budget	Current Budget	Prior Year Expenditures	Commitments	Current Year Expenditures	Balance
<b>Broward Community Charter West</b>						
Charter School Technology Project Number: 540385004	95,008	95,008	94,687	-	-	321
<b>Broward Estates Elementary School</b>						
Technology Infrastructure Upgrade Project Number: 050185001	9,000	9,000	-	6,447	-	2,553
Additional Computers to Close Gap Project Number: 050185002	50,000	50,000	-	49,976	-	24
Wireless Network Upgrade and CAT 6 Data Port Upgrade Project Number: 050185003	44,000	44,000	-	35,983	-	8,017
<b>Castle Hill Elementary School</b>						
Technology Infrastructure Upgrade Project Number: 146185001	17,000	17,000	12,257	-	-	4,743
Additional Computers to Close Gap Project Number: 146185002	171,000	171,000	170,681	-	-	319
Wireless Network Upgrade and CAT 6 Data Port Upgrade Project Number: 146185003	45,000	45,000	25,422	-	-	19,578
HVAC Improvements Project Number: P.001661	380,000	380,000	128,702	-	26,563	224,735
<b>Central Charter School</b>						
Charter School Technology Project Number: 504185004	360,851	360,851	360,831	-	-	20
<b>Central Park Elementary School</b>						
Technology Infrastructure Upgrade Project Number: 264185001	164,000	164,000	107,802	-	-	56,198

\* Project expenditures include, but are not limited to, advertising costs during the planning and procurement phase, design costs, construction costs, permitting costs, equipment, and work orders

This is a budget and expenditure activity report, and is not a construction status report. The accompanying introduction and notes are an integral part of this report.

# SMART Program Budget Activity Report

## Financially Active Projects Detail Schedule

### for Quarter Ended September 30, 2016

GOB Referendum Approved by Voters on 11/4/2014 - 22 Months Since Approval

School/ Project	Original Budget	Current Budget	Prior Year Expenditures	Commitments	Current Year Expenditures	Balance
<b>Central Park Elementary School</b>						
Additional Computers to Close Gap Project Number: 264185002	139,000	139,000	138,964	-	-	36
Wireless Network Upgrade and CAT 6 Data Port Upgrade Project Number: 264185003	113,000	113,000	65,315	-	-	47,685
Safety / Security Upgrade, Fire Sprinklers, Music Room, Renovation and Instruments, Conversion of Existing Space to Music and /or Art Lab(s), HVAC and Building Envelope Improvements Project Number: P.001757	4,927,475	4,927,475	55,859	-	119	4,871,497
<b>Challenger Elementary School</b>						
Additional Computers to Close Gap Project Number: 377185002	223,000	223,000	222,929	-	-	71
Wireless Network Upgrade and CAT 6 Data Port Upgrade Project Number: 377185003	113,000	113,000	71,936	-	-	41,064
<b>Championship Academy of Distinction at Davie</b>						
Charter School Technology Project Number: 542285004	183,722	183,722	183,714	-	-	8
<b>Championship Academy of Distinction at Hollywood</b>						
Charter School Technology Project Number: 536185004	120,783	120,783	120,774	-	-	9

\* Project expenditures include, but are not limited to, advertising costs during the planning and procurement phase, design costs, construction costs, permitting costs, equipment, and work orders

This is a budget and expenditure activity report, and is not a construction status report. The accompanying introduction and notes are an integral part of this report.

# SMART Program Budget Activity Report

## Financially Active Projects Detail Schedule

### for Quarter Ended September 30, 2016

GOB Referendum Approved by Voters on 11/4/2014 - 22 Months Since Approval

School/ Project	Original Budget	Current Budget	Prior Year Expenditures	Commitments	Current Year Expenditures	Balance
<b>Chapel Trail Elementary School</b>						
Technology Infrastructure Upgrade Project Number: 296185001	108,000	108,000	69,855	-	-	38,145
Additional Computers to Close Gap Project Number: 296185002	207,000	207,000	206,828	-	-	172
Wireless Network Upgrade and CAT 6 Data Port Upgrade Project Number: 296185003	131,000	131,000	69,630	-	-	61,370
HVAC Improvements Project Number: P.001732	477,000	477,000	221,908	-	21,110	233,982
<b>Charter School of Excellence</b>						
Charter School Technology Project Number: 503185004	83,020	83,020	83,015	-	-	5
<b>Charter School of Excellence at Davie</b>						
Charter School Technology Project Number: 527185004	65,337	65,337	65,333	-	-	4
<b>Charter School of Excellence at Davie 2</b>						
Charter School Technology Project Number: 502685004	6,893	6,893	6,886	-	-	7
<b>Charter School of Excellence Fort Lauderdale 2</b>						
Charter School Technology Project Number: 539485004	7,792	7,792	7,788	-	-	4
<b>Charter School of Excellence Tamarac 1 Campus</b>						
Charter School Technology Project Number: 520185004	127,377	127,377	127,368	-	-	9

\* Project expenditures include, but are not limited to, advertising costs during the planning and procurement phase, design costs, construction costs, permitting costs, equipment, and work orders

This is a budget and expenditure activity report, and is not a construction status report. The accompanying introduction and notes are an integral part of this report.

# SMART Program Budget Activity Report

## Financially Active Projects Detail Schedule

### for Quarter Ended September 30, 2016

GOB Referendum Approved by Voters on 11/4/2014 - 22 Months Since Approval

School/ Project	Original Budget	Current Budget	Prior Year Expenditures	Commitments	Current Year Expenditures	Balance
<b>Charter School of Excellence Tamarac 2 Campus</b>						
Charter School Technology Project Number: 529185004	6,893	6,893	6,884	-	-	9
<b>City of Coral Springs</b>						
Charter School Technology Project Number: 509185004	498,418	498,418	498,414	-	-	4
<b>City of Pembroke Pines East</b>						
Charter School Technology Project Number: 505185004	576,942	576,942	576,879	-	-	63
<b>City of Pembroke Pines High</b>						
Charter School Technology Project Number: 512185004	606,313	606,313	606,295	-	-	18
<b>City of Pembroke Pines Middle West</b>						
Charter School Technology Project Number: 508185004	395,018	395,018	394,999	-	-	19
<b>Coconut Creek Elementary School</b>						
Building Envelope, HVAC, Fire Protection Systems, Ventilation, and Media Center Project Number: P.001413	4,527,618	4,527,618	45,230	279,027	14,489	4,188,872
School Choice Project Number: P.001720	100,000	100,000	-	62,983	-	37,017
<b>Coconut Creek Senior High School</b>						
Technology Infrastructure Upgrade Project Number: 168185001	26,000	26,000	16,306	-	-	9,694
Additional Computers to Close Gap Project Number: 168185002	288,000	288,000	287,849	-	-	151

\* Project expenditures include, but are not limited to, advertising costs during the planning and procurement phase, design costs, construction costs, permitting costs, equipment, and work orders

This is a budget and expenditure activity report, and is not a construction status report. The accompanying introduction and notes are an integral part of this report.

# SMART Program Budget Activity Report

## Financially Active Projects Detail Schedule

### for Quarter Ended September 30, 2016

GOB Referendum Approved by Voters on 11/4/2014 - 22 Months Since Approval

School/ Project	Original Budget	Current Budget	Prior Year Expenditures	Commitments	Current Year Expenditures	Balance
<b>Coconut Creek Senior High School</b>						
Wireless Network Upgrade and CAT 6 Data Port Upgrade Project Number: 168185003	233,000	233,000	118,258	-	-	114,742
Music Instruments Project Number: 168185009	300,000	300,000	-	158,691	67,204	74,105
Safety / Security Upgrade, Fire Alarm, Weight Room Renovation, STEM Lab, Media Center, HVAC and Building Envelope Improvements Project Number: P.001753	4,713,000	4,713,000	-	289,495	25,507	4,397,998
<b>Coconut Palm Elementary School</b>						
Technology Infrastructure Upgrade Project Number: 374185001	145,000	145,000	80,568	-	-	64,432
Additional Computers to Close Gap Project Number: 374185002	192,000	192,000	191,953	-	-	47
<b>Collins Elementary School</b>						
Additional Computers to Close Gap Project Number: 033185002	64,000	64,000	63,779	-	-	221
Wireless Network Upgrade and CAT 6 Data Port Upgrade Project Number: 033185003	52,000	52,000	-	-	39,802	12,198
<b>Cooper City Elementary School</b>						
Technology Infrastructure Upgrade Project Number: 121185001	136,000	136,000	83,221	-	-	52,779
Additional Computers to Close Gap Project Number: 121185002	132,000	132,000	131,833	-	-	167

\* Project expenditures include, but are not limited to, advertising costs during the planning and procurement phase, design costs, construction costs, permitting costs, equipment, and work orders

This is a budget and expenditure activity report, and is not a construction status report. The accompanying introduction and notes are an integral part of this report.

# SMART Program Budget Activity Report

## Financially Active Projects Detail Schedule

### for Quarter Ended September 30, 2016

GOB Referendum Approved by Voters on 11/4/2014 - 22 Months Since Approval

School/ Project	Original Budget	Current Budget	Prior Year Expenditures	Commitments	Current Year Expenditures	Balance
<b>Cooper City Senior High School</b>						
Music Instruments Project Number: 193185009	300,000	300,000	-	299,996	-	4
<b>Coral Cove Elementary School</b>						
Technology Infrastructure Upgrade Project Number: 201185001	120,000	120,000	-	-	98,554	21,446
Additional Computers to Close Gap Project Number: 201185002	193,000	193,000	-	-	192,994	6
Wireless Network Upgrade and CAT 6 Data Port Upgrade Project Number: 201185003	87,000	87,000	-	604	55,519	30,877
<b>Coral Glades Senior High School</b>						
Technology Infrastructure Upgrade Project Number: 386185001	194,000	194,000	193,872	-	-	128
Additional Computers to Close Gap Project Number: 386185002	525,000	525,000	524,960	-	-	40
Wireless Network Upgrade and CAT 6 Data Port Upgrade Project Number: 386185003	15,000	15,000	13,533	-	-	1,467
<b>Coral Park Elementary School</b>						
Technology Infrastructure Upgrade Project Number: 304185001	152,000	152,000	110,060	-	-	41,940
Additional Computers to Close Gap Project Number: 304185002	116,000	116,000	115,964	-	-	36
Wireless Network Upgrade and CAT 6 Data Port Upgrade Project Number: 304185003	88,000	88,000	57,433	-	-	30,567

\* Project expenditures include, but are not limited to, advertising costs during the planning and procurement phase, design costs, construction costs, permitting costs, equipment, and work orders

This is a budget and expenditure activity report, and is not a construction status report. The accompanying introduction and notes are an integral part of this report.

# SMART Program Budget Activity Report

## Financially Active Projects Detail Schedule

### for Quarter Ended September 30, 2016

GOB Referendum Approved by Voters on 11/4/2014 - 22 Months Since Approval

School/ Project	Original Budget	Current Budget	Prior Year Expenditures	Commitments	Current Year Expenditures	Balance
<b>Coral Park Elementary School</b>						
School Choice Project Number: P.001764	100,000	100,000	-	89,968	-	10,032
<b>Coral Springs Elementary School</b>						
Technology Infrastructure Upgrade Project Number: 255185001	26,000	26,000	25,782	-	-	218
Additional Computers to Close Gap Project Number: 255185002	126,000	126,000	125,905	-	-	95
Wireless Network Upgrade and CAT 6 Data Port Upgrade Project Number: 255185003	52,000	52,000	47,952	-	-	4,048
<b>Coral Springs Middle School</b>						
Music Instruments Project Number: 256185009	100,000	100,000	99,141	859	-	-
<b>Coral Springs Senior High School</b>						
Technology Infrastructure Upgrade Project Number: 115185001	382,000	382,000	239,727	-	-	142,273
Additional Computers to Close Gap Project Number: 115185002	505,000	505,000	504,781	-	-	219
Wireless Network Upgrade and CAT 6 Data Port Upgrade Project Number: 115185003	51,000	51,000	50,878	-	-	122
Single Point of Entry, Fire Sprinklers, Weight Room Renovation, STEM Lab, Media Center, HVAC, Electrical and Building Envelope Improvements Project Number: P.001765	11,292,000	11,292,000	-	708,999	-	10,583,001

\* Project expenditures include, but are not limited to, advertising costs during the planning and procurement phase, design costs, construction costs, permitting costs, equipment, and work orders

This is a budget and expenditure activity report, and is not a construction status report. The accompanying introduction and notes are an integral part of this report.



# SMART Program Budget Activity Report

## Financially Active Projects Detail Schedule

### for Quarter Ended September 30, 2016

GOB Referendum Approved by Voters on 11/4/2014 - 22 Months Since Approval

School/ Project	Original Budget	Current Budget	Prior Year Expenditures	Commitments	Current Year Expenditures	Balance
<b>Coral Springs Senior High School</b>						
School Choice Project Number: P.001768	100,000	100,000	34,885	12,337	52,654	124
<b>Country Hills Elementary School</b>						
Technology Infrastructure Upgrade Project Number: 311185001	165,000	165,000	-	10,731	116,831	37,438
Additional Computers to Close Gap Project Number: 311185002	207,000	207,000	206,850	-	-	150
Wireless Network Upgrade and CAT 6 Data Port Upgrade Project Number: 311185003	111,000	111,000	27,605	-	36,238	47,157
<b>Country Isles Elementary School</b>						
Additional Computers to Close Gap Project Number: 298185002	178,000	178,000	-	177,972	-	28
School Choice Project Number: P.001719	100,000	100,000	-	98,240	-	1,760
<b>Cresthaven Elementary School</b>						
Technology Infrastructure Upgrade Project Number: 090185001	22,000	22,000	-	551	21,211	238
Additional Computers to Close Gap Project Number: 090185002	193,000	193,000	192,912	-	-	88
Wireless Network Upgrade and CAT 6 Data Port Upgrade Project Number: 090185003	81,000	81,000	-	-	55,721	25,279

\* Project expenditures include, but are not limited to, advertising costs during the planning and procurement phase, design costs, construction costs, permitting costs, equipment, and work orders

This is a budget and expenditure activity report, and is not a construction status report. The accompanying introduction and notes are an integral part of this report.

# SMART Program Budget Activity Report

## Financially Active Projects Detail Schedule

### for Quarter Ended September 30, 2016

GOB Referendum Approved by Voters on 11/4/2014 - 22 Months Since Approval

School/ Project	Original Budget	Current Budget	Prior Year Expenditures	Commitments	Current Year Expenditures	Balance
<b>Croissant Park Elementary School</b>						
Additional Computers to Close Gap Project Number: 022185002	214,000	214,000	213,800	-	-	200
Wireless Network Upgrade and CAT 6 Data Port Upgrade Project Number: 022185003	98,000	98,000	-	-	66,406	31,594
<b>Cross Creek School</b>						
Additional Computers to Close Gap Project Number: 322285002	37,000	37,000	36,948	-	-	52
Wireless Network Upgrade and CAT 6 Data Port Upgrade Project Number: 322285003	39,000	39,000	34,137	-	-	4,863
<b>Crystal Lake Middle School</b>						
Technology Infrastructure Upgrade Project Number: 187185001	13,000	13,000	-	12,997	-	3
Additional Computers to Close Gap Project Number: 187185002	175,000	175,000	-	174,894	-	106
Wireless Network Upgrade and CAT 6 Data Port Upgrade Project Number: 187185003	137,000	137,000	-	3,352	76,471	57,177
Install Fire Alarm Project Number: P.000816	442,525	472,525	5,490	-	-	467,035
<b>Cypress Bay Senior High School</b>						
Technology Infrastructure Upgrade Project Number: 362385001	578,000	578,000	350,804	-	-	227,196
Additional Computers to Close Gap Project Number: 362385002	970,000	970,000	968,544	-	1,268	188

\* Project expenditures include, but are not limited to, advertising costs during the planning and procurement phase, design costs, construction costs, permitting costs, equipment, and work orders

This is a budget and expenditure activity report, and is not a construction status report. The accompanying introduction and notes are an integral part of this report.

# SMART Program Budget Activity Report

## Financially Active Projects Detail Schedule

### for Quarter Ended September 30, 2016

GOB Referendum Approved by Voters on 11/4/2014 - 22 Months Since Approval

School/ Project	Original Budget	Current Budget	Prior Year Expenditures	Commitments	Current Year Expenditures	Balance
<b>Cypress Bay Senior High School</b>						
Wireless Network Upgrade and CAT 6 Data Port Upgrade Project Number: 362385003	182,000	182,000	148,501	-	-	33,499
School Choice Project Number: P.001763	100,000	100,000	-	19,192	75,537	5,271
Safety / Security Upgrade, Weight Room Renovation, HVAC, Classroom Addition to allow for removal of Portable Buildings and Building Envelope Improvements Project Number: P.001774	14,430,000	14,430,000	-	-	115	14,429,885
<b>Cypress Elementary School</b>						
Technology Infrastructure Upgrade Project Number: 178185001	61,000	61,000	-	-	34,735	26,265
Additional Computers to Close Gap Project Number: 178185002	247,000	247,000	246,797	-	-	203
Wireless Network Upgrade and CAT 6 Data Port Upgrade Project Number: 178185003	96,000	96,000	-	-	62,650	33,350
School Choice Project Number: P.001762	100,000	100,000	-	80,488	-	19,512
<b>Cypress Run Education Center</b>						
School Choice Project Number: P.001760	100,000	100,000	-	99,879	-	121
<b>Dandy, William Middle School</b>						
Additional Computers to Close Gap Project Number: 107185002	85,000	85,000	-	84,995	-	5

\* Project expenditures include, but are not limited to, advertising costs during the planning and procurement phase, design costs, construction costs, permitting costs, equipment, and work orders

This is a budget and expenditure activity report, and is not a construction status report. The accompanying introduction and notes are an integral part of this report.

# SMART Program Budget Activity Report

## Financially Active Projects Detail Schedule

### for Quarter Ended September 30, 2016

GOB Referendum Approved by Voters on 11/4/2014 - 22 Months Since Approval

School/ Project	Original Budget	Current Budget	Prior Year Expenditures	Commitments	Current Year Expenditures	Balance
<b>Dandy, William Middle School</b>						
Wireless Network Upgrade and CAT 6 Data Port Upgrade Project Number: 107185003	123,000	123,000	-	84,276	-	38,724
Music Instruments Project Number: 107185009	100,000	100,000	-	94,606	5,390	4
<b>Dania Elementary School</b>						
Additional Computers to Close Gap Project Number: 010185002	135,000	135,000	134,915	-	-	85
Wireless Network Upgrade and CAT 6 Data Port Upgrade Project Number: 010185003	74,000	74,000	-	-	38,870	35,130
<b>Dave Thomas Education Center-West</b>						
Dave Thomas Ed West-School Choice Year 1 Project Number: P.001800	100,000	100,000	-	10,695	-	89,305
<b>Davie Elementary School</b>						
Additional Computers to Close Gap Project Number: 280185002	202,000	202,000	201,909	-	-	91
Wireless Network Upgrade and CAT 6 Data Port Upgrade Project Number: 280185003	88,000	88,000	56,770	-	-	31,230
<b>Deerfield Beach Elementary School</b>						
Additional Computers to Close Gap Project Number: 001185002	207,000	207,000	206,934	-	-	66
Wireless Network Upgrade and CAT 6 Data Port Upgrade Project Number: 001185003	85,000	85,000	-	7,852	56,137	21,011

\* Project expenditures include, but are not limited to, advertising costs during the planning and procurement phase, design costs, construction costs, permitting costs, equipment, and work orders

This is a budget and expenditure activity report, and is not a construction status report. The accompanying introduction and notes are an integral part of this report.

# SMART Program Budget Activity Report

## Financially Active Projects Detail Schedule

### for Quarter Ended September 30, 2016

GOB Referendum Approved by Voters on 11/4/2014 - 22 Months Since Approval

School/ Project	Original Budget	Current Budget	Prior Year Expenditures	Commitments	Current Year Expenditures	Balance
<b>Deerfield Beach Middle School</b>						
Additional Computers to Close Gap Project Number: 091185002	155,000	155,000	-	154,908	-	92
Wireless Network Upgrade and CAT 6 Data Port Upgrade Project Number: 091185003	69,000	69,000	-	68,280	-	720
<b>Deerfield Beach Senior High School</b>						
Technology Infrastructure Upgrade Project Number: 171185001	13,000	13,000	-	12,984	-	16
Additional Computers to Close Gap Project Number: 171185002	492,000	492,000	-	491,967	-	33
Wireless Network Upgrade and CAT 6 Data Port Upgrade Project Number: 171185003	238,000	238,000	-	138,344	-	99,656
Fire Sprinklers, Roof repairs or replacement, HVAC Project Number: P.001694	8,774,000	8,774,000	115,133	511,616	75,480	8,071,771
<b>Deerfield Park Elementary School</b>						
Additional Computers to Close Gap Project Number: 039185002	166,000	166,000	165,785	-	-	215
Wireless Network Upgrade and CAT 6 Data Port Upgrade Project Number: 039185003	45,000	45,000	-	-	40,814	4,186
<b>Dillard 6-12 School</b>						
Wireless Network Upgrade and CAT 6 Data Port Upgrade Project Number: 037185003	251,000	251,000	-	167,420	-	83,580
Music Instruments Project Number: 037185009	300,000	300,000	299,999	-	-	1

\* Project expenditures include, but are not limited to, advertising costs during the planning and procurement phase, design costs, construction costs, permitting costs, equipment, and work orders

This is a budget and expenditure activity report, and is not a construction status report. The accompanying introduction and notes are an integral part of this report.

# SMART Program Budget Activity Report

## Financially Active Projects Detail Schedule

### for Quarter Ended September 30, 2016

GOB Referendum Approved by Voters on 11/4/2014 - 22 Months Since Approval

School/ Project	Original Budget	Current Budget	Prior Year Expenditures	Commitments	Current Year Expenditures	Balance
<b>Dillard 6-12 School</b>						
Single Point of Entry, Safety/Security Upgrade, Fire Sprinklers, Weight Room Renovation, HVAC, Electrical and Building Envelope Improvements Project Number: P.001726	4,353,000	4,353,000	50,602	-	138	4,302,260
<b>Dillard Elementary School</b>						
Additional Computers to Close Gap Project Number: 027185002	29,000	29,000	-	28,768	-	232
<b>Discovery Elementary School</b>						
Technology Infrastructure Upgrade Project Number: 396285001	4,000	4,000	3,865	-	-	135
Additional Computers to Close Gap Project Number: 396285002	281,000	281,000	280,826	-	-	174
Wireless Network Upgrade and CAT 6 Data Port Upgrade Project Number: 396285003	28,000	28,000	27,468	-	-	532
Discovery ES - School Choice Year 1 Project Number: P.001769	100,000	100,000	-	39,601	-	60,399
<b>Discovery Middle Charter School</b>						
Charter School Technology Project Number: 541285004	40,461	40,461	40,410	-	-	51
<b>District Wide (Applied Learning)</b>						
Art Replacement Kilns Project Number: 973185006	235,200	235,200	14,316	17,179	8,589	195,116

\* Project expenditures include, but are not limited to, advertising costs during the planning and procurement phase, design costs, construction costs, permitting costs, equipment, and work orders

This is a budget and expenditure activity report, and is not a construction status report. The accompanying introduction and notes are an integral part of this report.

# SMART Program Budget Activity Report

## Financially Active Projects Detail Schedule

### for Quarter Ended September 30, 2016

GOB Referendum Approved by Voters on 11/4/2014 - 22 Months Since Approval

School/ Project	Original Budget	Current Budget	Prior Year Expenditures	Commitments	Current Year Expenditures	Balance
<b>Drew, Charles Elementary School</b>						
Additional Computers to Close Gap Project Number: 322185002	121,000	121,000	-	-	120,822	178
Wireless Network Upgrade and CAT 6 Data Port Upgrade Project Number: 322185003	22,000	22,000	-	-	21,426	574
<b>Driftwood Elementary School</b>						
Additional Computers to Close Gap Project Number: 072185002	121,000	121,000	120,893	-	-	107
Wireless Network Upgrade and CAT 6 Data Port Upgrade Project Number: 072185003	74,000	74,000	50,023	-	-	23,977
<b>Driftwood Middle School</b>						
Music Instruments Project Number: 086185009	100,000	100,000	99,627	373	-	-
<b>Eagle Point Elementary School</b>						
Technology Infrastructure Upgrade Project Number: 346185001	168,000	168,000	162,880	-	-	5,120
Additional Computers to Close Gap Project Number: 346185002	218,000	218,000	217,937	-	-	63
Wireless Network Upgrade and CAT 6 Data Port Upgrade Project Number: 346185003	132,000	132,000	84,388	-	-	47,612
School Choice Project Number: P.001708	100,000	100,000	-	57,562	-	42,438

\* Project expenditures include, but are not limited to, advertising costs during the planning and procurement phase, design costs, construction costs, permitting costs, equipment, and work orders

This is a budget and expenditure activity report, and is not a construction status report. The accompanying introduction and notes are an integral part of this report.

# SMART Program Budget Activity Report

## Financially Active Projects Detail Schedule

### for Quarter Ended September 30, 2016

GOB Referendum Approved by Voters on 11/4/2014 - 22 Months Since Approval

School/ Project	Original Budget	Current Budget	Prior Year Expenditures	Commitments	Current Year Expenditures	Balance
<b>Eagle Point Elementary School</b>						
Fire Alarm, Music Room Renovation and Instruments, Conversion of Existing Space to Music and /or Art Lab(s), Art Room Renovation and Equipment, HVAC and Building Envelope Improvements Project Number: P.001746	4,820,000	4,820,000	56,038	320,600	-	4,443,362
<b>Eagle Ridge Elementary School</b>						
Technology Infrastructure Upgrade Project Number: 344185001	37,000	37,000	-	-	31,650	5,350
Additional Computers to Close Gap Project Number: 344185002	150,000	150,000	-	-	149,915	85
Wireless Network Upgrade and CAT 6 Data Port Upgrade Project Number: 344185003	75,000	75,000	-	-	59,357	15,643
Fire Alarm and HVAC Improvements. Project Number: P.001722	2,259,000	2,259,000	26,273	-	121	2,232,606
<b>Eagles' Nest Elementary Charter School</b>						
Charter School Technology Project Number: 535585004	60,841	60,841	60,817	-	-	24
<b>Eagles' Nest Middle Charter School</b>						
Charter School Technology Project Number: 535685004	33,268	33,268	33,247	-	-	21
<b>Ely, Blanche Senior High School</b>						
Additional Computers to Close Gap Project Number: 036185002	435,000	435,000	393,843	-	40,924	233

\* Project expenditures include, but are not limited to, advertising costs during the planning and procurement phase, design costs, construction costs, permitting costs, equipment, and work orders

This is a budget and expenditure activity report, and is not a construction status report. The accompanying introduction and notes are an integral part of this report.



# SMART Program Budget Activity Report

## Financially Active Projects Detail Schedule

### for Quarter Ended September 30, 2016

GOB Referendum Approved by Voters on 11/4/2014 - 22 Months Since Approval

School/ Project	Original Budget	Current Budget	Prior Year Expenditures	Commitments	Current Year Expenditures	Balance
<b>Ely, Blanche Senior High School</b>						
Wireless Network Upgrade and CAT 6 Data Port Upgrade Project Number: 036185003	141,000	141,000	-	-	113,343	27,657
Music Instruments Project Number: 036185009	300,000	300,000	241,850	-	58,119	31
Fire Sprinklers, Single Point of Entry, Weight Room, HVAC, STEM Lab, Media Center, and IAQ Improvements Project Number: P.001646	12,703,886	12,703,886	174,008	926,772	254	11,602,852
<b>Embassy Creek Elementary School</b>						
Technology Infrastructure Upgrade Project Number: 319185001	106,000	106,000	84,488	-	-	21,512
Additional Computers to Close Gap Project Number: 319185002	292,000	292,000	291,808	-	-	192
Wireless Network Upgrade and CAT 6 Data Port Upgrade Project Number: 319185003	81,000	81,000	64,562	-	-	16,438
<b>Endeavour Primary Learning Center</b>						
Additional Computers to Close Gap Project Number: 330185002	81,000	81,000	-	80,997	-	3
<b>Everglades Elementary School</b>						
Technology Infrastructure Upgrade Project Number: 294285001	149,000	149,000	107,952	-	-	41,048
Additional Computers to Close Gap Project Number: 294285002	245,000	245,000	244,923	-	-	77

\* Project expenditures include, but are not limited to, advertising costs during the planning and procurement phase, design costs, construction costs, permitting costs, equipment, and work orders

This is a budget and expenditure activity report, and is not a construction status report. The accompanying introduction and notes are an integral part of this report.

# SMART Program Budget Activity Report

## Financially Active Projects Detail Schedule

### for Quarter Ended September 30, 2016

GOB Referendum Approved by Voters on 11/4/2014 - 22 Months Since Approval

School/ Project	Original Budget	Current Budget	Prior Year Expenditures	Commitments	Current Year Expenditures	Balance
<b>Everglades Elementary School</b>						
Wireless Network Upgrade and CAT 6 Data Port Upgrade Project Number: 294285003	53,000	53,000	51,918	-	-	1,082
<b>Everglades Senior High School</b>						
Technology Infrastructure Upgrade Project Number: 373185001	424,000	424,000	-	240	306,433	117,327
Additional Computers to Close Gap Project Number: 373185002	567,000	567,000	563,912	1,056	1,895	137
Wireless Network Upgrade and CAT 6 Data Port Upgrade Project Number: 373185003	152,000	152,000	-	-	132,292	19,708
<b>Excelsior Charter of Broward</b>						
Charter School Technology Project Number: 539385004	51,850	51,850	51,830	-	-	20
<b>Fairway Elementary School</b>						
Additional Computers to Close Gap Project Number: 164185002	138,000	138,000	137,991	-	-	9
Wireless Network Upgrade and CAT 6 Data Port Upgrade Project Number: 164185003	93,000	93,000	68,009	-	-	24,991
Safety / Security Upgrades, Fire Alarm, Media Center, HVAC, Electrical and Building Improvements Project Number: P.001785	4,003,000	4,003,000	-	-	165	4,002,835
Fairway ES - School Choice Year 2 Project Number: P.001810	100,000	100,000	-	20,474	-	79,526

\* Project expenditures include, but are not limited to, advertising costs during the planning and procurement phase, design costs, construction costs, permitting costs, equipment, and work orders

This is a budget and expenditure activity report, and is not a construction status report. The accompanying introduction and notes are an integral part of this report.

# SMART Program Budget Activity Report

## Financially Active Projects Detail Schedule

### for Quarter Ended September 30, 2016

GOB Referendum Approved by Voters on 11/4/2014 - 22 Months Since Approval

School/ Project	Original Budget	Current Budget	Prior Year Expenditures	Commitments	Current Year Expenditures	Balance
<b>Flamingo Elementary School</b>						
Technology Infrastructure Upgrade Project Number: 254185001	21,000	21,000	16,410	-	-	4,590
Additional Computers to Close Gap Project Number: 254185002	158,000	158,000	158,000	-	-	-
Wireless Network Upgrade and CAT 6 Data Port Upgrade Project Number: 254185003	88,000	88,000	49,598	-	-	38,402
<b>Flanagan, Charles W. Senior High School</b>						
Technology Infrastructure Upgrade Project Number: 339185001	417,000	417,000	416,988	-	-	12
Additional Computers to Close Gap Project Number: 339185002	327,000	327,000	323,659	2,356	926	59
Wireless Network Upgrade and CAT 6 Data Port Upgrade Project Number: 339185003	138,000	138,000	120,770	-	-	17,230
Track Resurfacing Project Number: 339185011	300,000	300,000	-	182,762	-	117,238
<b>Floranada Elementary School</b>						
Technology Infrastructure Upgrade Project Number: 085185001	30,000	30,000	16,917	-	-	13,083
Additional Computers to Close Gap Project Number: 085185002	228,000	228,000	227,923	-	-	77
Wireless Network Upgrade and CAT 6 Data Port Upgrade Project Number: 085185003	47,000	47,000	46,433	-	-	567

\* Project expenditures include, but are not limited to, advertising costs during the planning and procurement phase, design costs, construction costs, permitting costs, equipment, and work orders

This is a budget and expenditure activity report, and is not a construction status report. The accompanying introduction and notes are an integral part of this report.

# SMART Program Budget Activity Report

## Financially Active Projects Detail Schedule

### for Quarter Ended September 30, 2016

GOB Referendum Approved by Voters on 11/4/2014 - 22 Months Since Approval

School/ Project	Original Budget	Current Budget	Prior Year Expenditures	Commitments	Current Year Expenditures	Balance
<b>Florana Elementary School</b>						
School Choice Project Number: P.001697	100,000	100,000	-	81,829	-	18,171
<b>Forest Hills Elementary School</b>						
HVAC Replacement Project Number: P.000827	2,100,000	2,100,000	950,625	16,168	4,351	1,128,856
Fire Alarm Replacement Project Number: P.001678	293,000	293,000	32,904	252,140	-	7,956
Forest Hills ES - School Choice Year 1 Project Number: P.001787	100,000	100,000	-	95,380	-	4,620
<b>Fort Lauderdale Senior High School</b>						
Music Instruments Project Number: 095185009	300,000	300,000	271,847	14,839	13,289	25
<b>Fox Trail Elementary School</b>						
Technology Infrastructure Upgrade Project Number: 353185001	17,000	17,000	10,233	-	-	6,767
Additional Computers to Close Gap Project Number: 353185002	284,000	284,000	283,991	-	-	9
Wireless Network Upgrade and CAT 6 Data Port Upgrade Project Number: 353185003	121,000	121,000	78,320	-	-	42,680
<b>Franklin Academy A</b>						
Charter School Technology Project Number: 501285004	351,260	351,260	351,258	-	-	2
<b>Franklin Academy B</b>						
Charter School Technology Project Number: 501085004	39,262	39,262	39,261	-	-	1

\* Project expenditures include, but are not limited to, advertising costs during the planning and procurement phase, design costs, construction costs, permitting costs, equipment, and work orders

This is a budget and expenditure activity report, and is not a construction status report. The accompanying introduction and notes are an integral part of this report.

# SMART Program Budget Activity Report

## Financially Active Projects Detail Schedule

### for Quarter Ended September 30, 2016

GOB Referendum Approved by Voters on 11/4/2014 - 22 Months Since Approval

School/ Project	Original Budget	Current Budget	Prior Year Expenditures	Commitments	Current Year Expenditures	Balance
<b>Gator Run Elementary School</b>						
Technology Infrastructure Upgrade Project Number: 364285001	176,000	176,000	113,689	-	-	62,311
Additional Computers to Close Gap Project Number: 364285002	284,000	284,000	283,859	-	-	141
Wireless Network Upgrade and CAT 6 Data Port Upgrade Project Number: 364285003	127,000	127,000	68,164	-	-	58,836
<b>Griffin Elementary School</b>						
Technology Infrastructure Upgrade Project Number: 285185001	26,000	26,000	24,681	-	-	1,319
Additional Computers to Close Gap Project Number: 285185002	151,000	151,000	150,993	-	-	7
Wireless Network Upgrade and CAT 6 Data Port Upgrade Project Number: 285185003	80,000	80,000	46,648	-	-	33,352
Safety/Security Upgrade, Fire Alarm, PE/Athletic, Media Center, HVAC and Building Envelope Improvements Project Number: P.001745	2,258,000	2,258,000	26,273	156,999	-	2,074,728
Griffin ES - School Choice Year 2 Project Number: P.001777	100,000	100,000	-	63,802	10,400	25,798
<b>Hallandale Adult &amp; Community Center</b>						
Technology Infrastructure Upgrade Project Number: 059285001	143,000	143,000	128,656	-	-	14,344

\* Project expenditures include, but are not limited to, advertising costs during the planning and procurement phase, design costs, construction costs, permitting costs, equipment, and work orders

This is a budget and expenditure activity report, and is not a construction status report. The accompanying introduction and notes are an integral part of this report.

# SMART Program Budget Activity Report

## Financially Active Projects Detail Schedule

### for Quarter Ended September 30, 2016

GOB Referendum Approved by Voters on 11/4/2014 - 22 Months Since Approval

School/ Project	Original Budget	Current Budget	Prior Year Expenditures	Commitments	Current Year Expenditures	Balance
<b>Hallandale Adult &amp; Community Center</b>						
Wireless Network Upgrade and CAT 6 Data Port Upgrade Project Number: 059285003	136,000	136,000	73,520	-	-	62,480
Re-Roof Buildings #13 & #14 Project Number: P.001616	383,000	383,000	344,307	-	-	38,693
<b>Hallandale Elementary School</b>						
Technology Infrastructure Upgrade Project Number: 013185001	139,000	139,000	-	-	77,263	61,737
Additional Computers to Close Gap Project Number: 013185002	204,000	204,000	203,960	-	-	40
Wireless Network Upgrade and CAT 6 Data Port Upgrade Project Number: 013185003	82,000	82,000	20,845	-	32,015	29,140
<b>Hallandale Senior High School</b>						
Track Resurfacing Project Number: 040385011	300,000	300,000	-	188,088	-	111,912
<b>Harbordale Elementary School</b>						
Technology Infrastructure Upgrade Project Number: 049185001	36,000	36,000	23,058	-	-	12,942
Additional Computers to Close Gap Project Number: 049185002	104,000	104,000	103,993	-	-	7
Wireless Network Upgrade and CAT 6 Data Port Upgrade Project Number: 049185003	45,000	45,000	25,301	-	-	19,699

\* Project expenditures include, but are not limited to, advertising costs during the planning and procurement phase, design costs, construction costs, permitting costs, equipment, and work orders

This is a budget and expenditure activity report, and is not a construction status report. The accompanying introduction and notes are an integral part of this report.

# SMART Program Budget Activity Report

## Financially Active Projects Detail Schedule

### for Quarter Ended September 30, 2016

GOB Referendum Approved by Voters on 11/4/2014 - 22 Months Since Approval

School/ Project	Original Budget	Current Budget	Prior Year Expenditures	Commitments	Current Year Expenditures	Balance
<b>Hawkes Bluff Elementary School</b>						
Technology Infrastructure Upgrade Project Number: 313185001	127,000	127,000	83,572	-	-	43,428
Additional Computers to Close Gap Project Number: 313185002	152,000	152,000	151,696	-	-	304
Wireless Network Upgrade and CAT 6 Data Port Upgrade Project Number: 313185003	114,000	114,000	60,753	-	-	53,247
HVAC and Building Envelope Improvements Project Number: P.001784	2,903,000	2,903,000	-	-	101	2,902,899
<b>Henry McNeal Turner Learning Academy</b>						
Charter School Technology Project Number: 541885004	24,668	24,668	24,531	-	137	-
<b>Heron Heights Elementary School</b>						
Additional Computers to Close Gap Project Number: 396185002	298,000	298,000	268,539	-	29,260	201
Wireless Network Upgrade and CAT 6 Data Port Upgrade Project Number: 396185003	20,000	20,000	-	-	19,997	3
<b>Hollywood Academy of Arts and Science Elementary</b>						
Charter School Technology Project Number: 532585004	311,399	311,399	311,392	-	-	7
<b>Hollywood Academy of Arts and Science Middle</b>						
Charter School Technology Project Number: 536285004	139,365	139,365	139,358	-	-	7

\* Project expenditures include, but are not limited to, advertising costs during the planning and procurement phase, design costs, construction costs, permitting costs, equipment, and work orders

This is a budget and expenditure activity report, and is not a construction status report. The accompanying introduction and notes are an integral part of this report.

# SMART Program Budget Activity Report

## Financially Active Projects Detail Schedule

### for Quarter Ended September 30, 2016

GOB Referendum Approved by Voters on 11/4/2014 - 22 Months Since Approval

School/ Project	Original Budget	Current Budget	Prior Year Expenditures	Commitments	Current Year Expenditures	Balance
<b>Hollywood Central Elementary School</b>						
Technology Infrastructure Upgrade Project Number: 012185001	26,000	26,000	-	-	12,199	13,801
Additional Computers to Close Gap Project Number: 012185002	119,000	119,000	-	-	118,908	92
Wireless Network Upgrade and CAT 6 Data Port Upgrade Project Number: 012185003	76,000	76,000	-	-	51,725	24,275
<b>Hollywood Hills Elementary School</b>						
Additional Computers to Close Gap Project Number: 011185002	189,000	189,000	-	-	188,866	134
<b>Hollywood Hills Senior High School</b>						
Additional Computers to Close Gap Project Number: 166185002	417,000	417,000	-	416,991	-	9
Music Instruments Project Number: 166185009	300,000	300,000	-	272,079	-	27,921
Track Resurfacing Project Number: 166185011	300,000	300,000	-	160,000	111,698	28,302
Hollywood Hills HS - SMART Program Renov Project Number: P.001806	15,135,000	15,135,000	-	-	115	15,134,885
<b>Hollywood Park Elementary School</b>						
Additional Computers to Close Gap Project Number: 176185002	121,000	121,000	120,947	-	-	53
Wireless Network Upgrade and CAT 6 Data Port Upgrade Project Number: 176185003	72,000	72,000	43,004	-	-	28,996

\* Project expenditures include, but are not limited to, advertising costs during the planning and procurement phase, design costs, construction costs, permitting costs, equipment, and work orders

This is a budget and expenditure activity report, and is not a construction status report. The accompanying introduction and notes are an integral part of this report.



# SMART Program Budget Activity Report

## Financially Active Projects Detail Schedule

### for Quarter Ended September 30, 2016

GOB Referendum Approved by Voters on 11/4/2014 - 22 Months Since Approval

School/ Project	Original Budget	Current Budget	Prior Year Expenditures	Commitments	Current Year Expenditures	Balance
<b>Hollywood Park Elementary School</b>						
Fire Sprinklers, Media Center, HVAC, Electrical and Building Envelope improvements Project Number: P.001788	4,185,000	4,185,000	-	-	158	4,184,842
<b>Horizon Elementary School</b>						
Additional Computers to Close Gap Project Number: 253185002	117,000	117,000	116,902	-	-	98
Wireless Network Upgrade and CAT 6 Data Port Upgrade Project Number: 253185003	83,000	83,000	55,369	-	-	27,631
<b>Hunt, James S. Elementary School</b>						
Additional Computers to Close Gap Project Number: 197185002	190,000	190,000	189,620	-	-	380
Wireless Network Upgrade and CAT 6 Data Port Upgrade Project Number: 197185003	94,000	94,000	60,906	-	-	33,094
<b>Imagine Charter School at Weston</b>						
Charter School Technology Project Number: 511185004	222,085	222,085	222,051	-	-	34
<b>Imagine Elementary at North Lauderdale Charter School</b>						
Charter School Technology Project Number: 517185004	162,443	162,443	162,438	-	-	5
<b>Imagine Schools at Broward</b>						
Charter School Technology Project Number: 502485004	258,949	258,949	258,938	-	-	11

\* Project expenditures include, but are not limited to, advertising costs during the planning and procurement phase, design costs, construction costs, permitting costs, equipment, and work orders

This is a budget and expenditure activity report, and is not a construction status report. The accompanying introduction and notes are an integral part of this report.

# SMART Program Budget Activity Report

## Financially Active Projects Detail Schedule

### for Quarter Ended September 30, 2016

GOB Referendum Approved by Voters on 11/4/2014 - 22 Months Since Approval

School/ Project	Original Budget	Current Budget	Prior Year Expenditures	Commitments	Current Year Expenditures	Balance
<b>Indian Ridge Middle School</b>						
Technology Infrastructure Upgrade Project Number: 347185001	327,000	327,000	196,810	-	-	130,190
Wireless Network Upgrade and CAT 6 Data Port Upgrade Project Number: 347185003	18,000	18,000	-	-	3,979	14,021
Music Instruments Project Number: 347185009	100,000	100,000	-	30,601	69,395	4
Music Room Renovation and Instruments, Conversion of Existing Space to Music and /or Art Lab(s), Art Room Renovation and Equipment, HVAC and Building Envelope Improvements Project Number: P.001748	5,115,000	5,115,000	58,478	322,000	-	4,734,522
Indian Ridge MS - School Choice Year 2 Project Number: P.001803	100,000	100,000	-	100,000	-	-
<b>Indian Trace Elementary School</b>						
Additional Computers to Close Gap Project Number: 318185002	111,000	111,000	-	110,905	-	95
<b>Kidz Choice Charter</b>						
Charter School Technology Project Number: 540985004	32,069	32,069	31,957	106	-	6
<b>King, Martin Luther (Dr. Martin Luther King, Jr. Montessori Academy)</b>						
Additional Computers to Close Gap Project Number: 161185002	43,000	43,000	-	42,943	-	57
HVAC Improvements Project Number: P.001662	213,000	213,000	148,796	-	-	64,204

\* Project expenditures include, but are not limited to, advertising costs during the planning and procurement phase, design costs, construction costs, permitting costs, equipment, and work orders

This is a budget and expenditure activity report, and is not a construction status report. The accompanying introduction and notes are an integral part of this report.

# SMART Program Budget Activity Report

## Financially Active Projects Detail Schedule

### for Quarter Ended September 30, 2016

GOB Referendum Approved by Voters on 11/4/2014 - 22 Months Since Approval

School/ Project	Original Budget	Current Budget	Prior Year Expenditures	Commitments	Current Year Expenditures	Balance
<b>King, Martin Luther (Dr. Martin Luther King, Jr. Montessori Academy)</b>						
Martin Luther King ES-School Choice Y-1 Project Number: P.001802	100,000	100,000	-	7,275	-	92,725
<b>Lake Forest Elementary School</b>						
Lake Forest ES - Repair Roof on Bldg 4 Project Number: P.001484	475,000	475,000	337,135	-	-	137,865
<b>Lakeside Elementary School</b>						
Technology Infrastructure Upgrade Project Number: 359185001	128,000	128,000	97,362	-	-	30,638
Additional Computers to Close Gap Project Number: 359185002	196,000	196,000	195,957	-	-	43
Wireless Network Upgrade and CAT 6 Data Port Upgrade Project Number: 359185003	83,000	83,000	53,043	-	-	29,957
<b>Larkdale Elementary School</b>						
Additional Computers to Close Gap Project Number: 062185002	19,000	19,000	-	18,983	-	17
<b>Lauderdale Lakes Middle School</b>						
Music Instruments Project Number: 170185009	100,000	100,000	-	92,893	-	7,107
Fire Sprinkler, Fire Alarm, Roofing and HVAC, and Media Center Improvements Project Number: P.001637	6,481,000	6,481,000	97,035	412,600	-	5,971,365

\* Project expenditures include, but are not limited to, advertising costs during the planning and procurement phase, design costs, construction costs, permitting costs, equipment, and work orders

This is a budget and expenditure activity report, and is not a construction status report. The accompanying introduction and notes are an integral part of this report.

# SMART Program Budget Activity Report

## Financially Active Projects Detail Schedule

### for Quarter Ended September 30, 2016

GOB Referendum Approved by Voters on 11/4/2014 - 22 Months Since Approval

School/ Project	Original Budget	Current Budget	Prior Year Expenditures	Commitments	Current Year Expenditures	Balance
<b>Lauderdale Manors Early Learning and Resource Center</b>						
Building Envelope and HVAC Improvements Project Number: P.001635	2,974,056	2,974,056	58,774	19,042	158	2,896,082
<b>Lauderhill-Paul Turner Elementary School</b>						
Additional Computers to Close Gap Project Number: 138185002	165,000	165,000	156,276	-	8,712	12
Wireless Network Upgrade and CAT 6 Data Port Upgrade Project Number: 138185003	51,000	51,000	37,548	-	-	13,452
<b>Liberty Elementary School</b>						
Technology Infrastructure Upgrade Project Number: 382185001	26,000	26,000	12,834	-	-	13,166
Additional Computers to Close Gap Project Number: 382185002	262,000	262,000	261,909	-	-	91
Wireless Network Upgrade and CAT 6 Data Port Upgrade Project Number: 382185003	105,000	105,000	76,647	-	-	28,353
School Choice Project Number: P.001714	100,000	100,000	-	66,375	3,790	29,835
<b>Lloyd Estates Elementary School</b>						
Additional Computers to Close Gap Project Number: 109185002	151,000	151,000	150,966	-	-	34
Wireless Network Upgrade and CAT 6 Data Port Upgrade Project Number: 109185003	28,000	28,000	24,830	-	-	3,170

\* Project expenditures include, but are not limited to, advertising costs during the planning and procurement phase, design costs, construction costs, permitting costs, equipment, and work orders

This is a budget and expenditure activity report, and is not a construction status report. The accompanying introduction and notes are an integral part of this report.

# SMART Program Budget Activity Report

## Financially Active Projects Detail Schedule

### for Quarter Ended September 30, 2016

GOB Referendum Approved by Voters on 11/4/2014 - 22 Months Since Approval

School/ Project	Original Budget	Current Budget	Prior Year Expenditures	Commitments	Current Year Expenditures	Balance
<b>Lyons Creek Middle School</b>						
Technology Infrastructure Upgrade Project Number: 310185001	192,000	192,000	165,569	-	-	26,431
Additional Computers to Close Gap Project Number: 310185002	225,000	225,000	224,979	-	-	21
Wireless Network Upgrade and CAT 6 Data Port Upgrade Project Number: 310185003	11,000	11,000	7,575	-	-	3,425
<b>Manatee Bay Elementary School</b>						
Technology Infrastructure Upgrade Project Number: 384185001	65,000	65,000	40,991	-	-	24,009
Additional Computers to Close Gap Project Number: 384185002	304,000	304,000	303,892	-	-	108
Wireless Network Upgrade and CAT 6 Data Port Upgrade Project Number: 384185003	113,000	113,000	76,077	-	-	36,923
Music Room Renovation and Instruments, Conversion of Existing Space to Music and /or Art Lab(s), Art Room Renovation and Equipment, HVAC and Building Envelope Improvements Project Number: P.001759	1,759,000	1,759,000	20,476	123,000	-	1,615,524
Manatee Bay ES - School Choice Year 2 Project Number: P.001776	100,000	100,000	-	92,936	-	7,064
<b>Maplewood Elementary School</b>						
Technology Infrastructure Upgrade Project Number: 274185001	84,000	84,000	42,552	-	-	41,448

\* Project expenditures include, but are not limited to, advertising costs during the planning and procurement phase, design costs, construction costs, permitting costs, equipment, and work orders

This is a budget and expenditure activity report, and is not a construction status report. The accompanying introduction and notes are an integral part of this report.

# SMART Program Budget Activity Report

## Financially Active Projects Detail Schedule

### for Quarter Ended September 30, 2016

GOB Referendum Approved by Voters on 11/4/2014 - 22 Months Since Approval

School/ Project	Original Budget	Current Budget	Prior Year Expenditures	Commitments	Current Year Expenditures	Balance
<b>Maplewood Elementary School</b>						
Additional Computers to Close Gap Project Number: 274185002	148,000	148,000	147,639	-	-	361
Wireless Network Upgrade and CAT 6 Data Port Upgrade Project Number: 274185003	99,000	99,000	52,586	-	-	46,414
Building Envelope and Fire Alarm Improvements Project Number: P.001639	2,383,629	2,383,629	38,743	181,356	-	2,163,530
<b>Margate Elementary School</b>						
Technology Infrastructure Upgrade Project Number: 116185001	34,000	34,000	23,227	-	-	10,773
Additional Computers to Close Gap Project Number: 116185002	228,000	228,000	227,909	-	-	91
Wireless Network Upgrade and CAT 6 Data Port Upgrade Project Number: 116185003	125,000	125,000	75,729	-	-	49,271
Single Point of Entry, Fire Sprinklers, Music and Art Labs, Building Replacement, HVAC, and Building Envelope Improvements Project Number: P.001647	4,618,753	4,618,753	81,589	329,060	-	4,208,104
School Choice Project Number: P.001698	100,000	100,000	-	57,971	41,876	153
<b>Margate Middle School</b>						
Wireless Network Upgrade and CAT 6 Data Port Upgrade Project Number: 058185003	136,000	136,000	-	12,605	-	123,395

\* Project expenditures include, but are not limited to, advertising costs during the planning and procurement phase, design costs, construction costs, permitting costs, equipment, and work orders

This is a budget and expenditure activity report, and is not a construction status report. The accompanying introduction and notes are an integral part of this report.

# SMART Program Budget Activity Report

## Financially Active Projects Detail Schedule

### for Quarter Ended September 30, 2016

GOB Referendum Approved by Voters on 11/4/2014 - 22 Months Since Approval

School/ Project	Original Budget	Current Budget	Prior Year Expenditures	Commitments	Current Year Expenditures	Balance
<b>Markham, C. Robert Elementary School</b>						
Technology Infrastructure Upgrade Project Number: 167185001	4,000	4,000	3,956	-	-	44
Additional Computers to Close Gap Project Number: 167185002	155,000	155,000	154,995	-	-	5
Wireless Network Upgrade and CAT 6 Data Port Upgrade Project Number: 167185003	42,000	42,000	25,967	-	-	16,033
<b>Mavericks High of Central Broward County</b>						
Charter School Technology Project Number: 548185004	105,798	105,798	105,721	-	-	77
<b>Mavericks High School of North Broward</b>						
Charter School Technology Project Number: 500985004	107,296	107,296	107,294	-	-	2
<b>McArthur Senior High School</b>						
Music Instruments Project Number: 024185009	300,000	300,000	-	252,407	44,415	3,178
<b>McFatter Technical College</b>						
Technology Infrastructure Upgrade Project Number: 129185001	362,000	362,000	246,969	-	-	115,031
Wireless Network Upgrade and CAT 6 Data Port Upgrade Project Number: 129185003	126,000	126,000	94,296	-	-	31,704
<b>McFatter Technical, Broward Fire Academy</b>						
Broward Fire Acad.- School Choice Year 1 Project Number: P.001790	100,000	100,000	-	88,964	-	11,036

\* Project expenditures include, but are not limited to, advertising costs during the planning and procurement phase, design costs, construction costs, permitting costs, equipment, and work orders

This is a budget and expenditure activity report, and is not a construction status report. The accompanying introduction and notes are an integral part of this report.

# SMART Program Budget Activity Report

## Financially Active Projects Detail Schedule

### for Quarter Ended September 30, 2016

GOB Referendum Approved by Voters on 11/4/2014 - 22 Months Since Approval

School/ Project	Original Budget	Current Budget	Prior Year Expenditures	Commitments	Current Year Expenditures	Balance
<b>McNab Elementary School</b>						
Technology Infrastructure Upgrade Project Number: 084185001	92,000	92,000	64,075	-	-	27,925
Additional Computers to Close Gap Project Number: 084185002	124,000	124,000	123,994	-	-	6
<b>McNicol Middle School</b>						
School Choice Project Number: P.001701	100,000	100,000	-	54,931	30,718	14,351
<b>Meadowbrook Elementary School</b>						
Additional Computers to Close Gap Project Number: 076185002	183,000	183,000	-	-	182,918	82
Wireless Network Upgrade and CAT 6 Data Port Upgrade Project Number: 076185003	40,000	40,000	-	-	35,458	4,542
<b>Millennium Middle School</b>						
Additional Computers to Close Gap Project Number: 477285002	290,000	290,000	289,892	-	-	108
Wireless Network Upgrade and CAT 6 Data Port Upgrade Project Number: 477285003	124,000	124,000	88,437	-	-	35,563
<b>Miramar Elementary School</b>						
Additional Computers to Close Gap Project Number: 053185002	210,000	210,000	209,973	-	-	27
Wireless Network Upgrade and CAT 6 Data Port Upgrade Project Number: 053185003	96,000	96,000	63,993	-	-	32,007

\* Project expenditures include, but are not limited to, advertising costs during the planning and procurement phase, design costs, construction costs, permitting costs, equipment, and work orders

This is a budget and expenditure activity report, and is not a construction status report. The accompanying introduction and notes are an integral part of this report.



# SMART Program Budget Activity Report

## Financially Active Projects Detail Schedule

### for Quarter Ended September 30, 2016

GOB Referendum Approved by Voters on 11/4/2014 - 22 Months Since Approval

School/ Project	Original Budget	Current Budget	Prior Year Expenditures	Commitments	Current Year Expenditures	Balance
<b>Miramar Elementary School</b>						
HVAC and Building Envelope Improvements Project Number: P.001727	3,798,000	3,798,000	44,154	-	141	3,753,705
<b>Miramar Senior High School</b>						
Additional Computers to Close Gap Project Number: 175185002	598,000	598,000	597,944	-	-	56
Wireless Network Upgrade and CAT 6 Data Port Upgrade Project Number: 175185003	248,000	248,000	162,984	-	-	85,016
Track Resurfacing Project Number: 175185011	300,000	300,000	-	193,079	-	106,921
<b>Mirror Lake Elementary School</b>						
Additional Computers to Close Gap Project Number: 184185002	60,000	60,000	-	59,945	-	55
<b>Monarch Senior High School</b>						
Technology Infrastructure Upgrade Project Number: 354185001	304,000	304,000	214,904	-	-	89,096
Additional Computers to Close Gap Project Number: 354185002	596,000	596,000	595,974	-	-	26
Wireless Network Upgrade and CAT 6 Data Port Upgrade Project Number: 354185003	14,000	14,000	8,686	-	-	5,314
Music Instruments Project Number: 354185009	300,000	300,000	-	22,652	277,237	111
<b>New River Middle School</b>						
Music Instruments Project Number: 088185009	100,000	100,000	-	9,892	90,095	13

\* Project expenditures include, but are not limited to, advertising costs during the planning and procurement phase, design costs, construction costs, permitting costs, equipment, and work orders

This is a budget and expenditure activity report, and is not a construction status report. The accompanying introduction and notes are an integral part of this report.

# SMART Program Budget Activity Report

## Financially Active Projects Detail Schedule

### for Quarter Ended September 30, 2016

GOB Referendum Approved by Voters on 11/4/2014 - 22 Months Since Approval

School/ Project	Original Budget	Current Budget	Prior Year Expenditures	Commitments	Current Year Expenditures	Balance
<b>New River Middle School</b>						
School Choice Project Number: P.001703	100,000	100,000	-	42,628	1,210	56,162
Renovations to HVAC Systems, Building Envelope Improvements Project Number: P.001710	2,242,000	2,242,000	26,076	-	322	2,215,602
<b>Nob Hill Elementary School</b>						
Technology Infrastructure Upgrade Project Number: 267185001	34,000	34,000	5,249	-	-	28,751
Additional Computers to Close Gap Project Number: 267185002	179,000	179,000	178,901	-	-	99
Wireless Network Upgrade and CAT 6 Data Port Upgrade Project Number: 267185003	91,000	91,000	49,236	-	-	41,764
<b>Norcrest Elementary School</b>						
Technology Infrastructure Upgrade Project Number: 056185001	114,000	114,000	56,230	-	-	57,770
Additional Computers to Close Gap Project Number: 056185002	217,000	217,000	216,612	-	-	388
Wireless Network Upgrade and CAT 6 Data Port Upgrade Project Number: 056185003	104,000	104,000	58,598	-	-	45,402
Norcrest ES - School Choice Year 1 Project Number: P.001770	100,000	100,000	-	91,010	7,800	1,190
<b>North Andrews Gardens Elementary School</b>						
Additional Computers to Close Gap Project Number: 052185002	221,000	221,000	221,000	-	-	-

\* Project expenditures include, but are not limited to, advertising costs during the planning and procurement phase, design costs, construction costs, permitting costs, equipment, and work orders

This is a budget and expenditure activity report, and is not a construction status report. The accompanying introduction and notes are an integral part of this report.

# SMART Program Budget Activity Report

## Financially Active Projects Detail Schedule

### for Quarter Ended September 30, 2016

GOB Referendum Approved by Voters on 11/4/2014 - 22 Months Since Approval

School/ Project	Original Budget	Current Budget	Prior Year Expenditures	Commitments	Current Year Expenditures	Balance
<b>North Andrews Gardens Elementary School</b>						
Wireless Network Upgrade and CAT 6 Data Port Upgrade Project Number: 052185003	98,000	98,000	58,970	-	-	39,030
<b>North Broward Academy of Excellence Elementary</b>						
Charter School Technology Project Number: 516185004	204,402	204,402	204,400	-	-	2
<b>North Broward Academy of Excellence Middle</b>						
Charter School Technology Project Number: 537185004	105,198	105,198	105,195	-	-	3
<b>North Fork Elementary School</b>						
Single Point of Entry (Reception Area Remodel) Project Number: P.001503	33,617	33,617	391	-	-	33,226
<b>Northeast Senior High School</b>						
Technology Infrastructure Upgrade Project Number: 124185001	326,000	326,000	304,215	-	-	21,785
Additional Computers to Close Gap Project Number: 124185002	419,000	419,000	418,983	-	-	17
Wireless Network Upgrade and CAT 6 Data Port Upgrade Project Number: 124185003	119,000	119,000	115,395	-	1,040	2,565

\* Project expenditures include, but are not limited to, advertising costs during the planning and procurement phase, design costs, construction costs, permitting costs, equipment, and work orders

This is a budget and expenditure activity report, and is not a construction status report. The accompanying introduction and notes are an integral part of this report.

# SMART Program Budget Activity Report

## Financially Active Projects Detail Schedule

### for Quarter Ended September 30, 2016

GOB Referendum Approved by Voters on 11/4/2014 - 22 Months Since Approval

School/ Project	Original Budget	Current Budget	Prior Year Expenditures	Commitments	Current Year Expenditures	Balance
<b>Northeast Senior High School</b>						
Single Point of Entry, Safety/Security Upgrade, Fire Sprinklers, Fire Alarm, Weight Room, Stem Lab, HVAC, Building Replacement, Electrical Improvements, Re-Roofing, ADA Renovations Project Number: P.001684	14,547,000	14,547,000	169,158	955,002	260	13,422,580
School Choice Project Number: P.001758	100,000	100,000	-	62,023	-	37,977
<b>Nova Blanche Forman Elementary School</b>						
Technology Infrastructure Upgrade Project Number: 128285001	60,000	60,000	25,621	-	-	34,379
Additional Computers to Close Gap Project Number: 128285002	171,000	171,000	170,556	-	-	444
Wireless Network Upgrade and CAT 6 Data Port Upgrade Project Number: 128285003	51,000	51,000	50,299	-	-	701
<b>Nova Middle School</b>						
Technology Infrastructure Upgrade Project Number: 131185001	200,000	200,000	129,686	-	70,296	18
Additional Computers to Close Gap Project Number: 131185002	62,000	62,000	61,889	-	-	111
Wireless Network Upgrade and CAT 6 Data Port Upgrade Project Number: 131185003	51,000	51,000	47,782	-	3,203	15

\* Project expenditures include, but are not limited to, advertising costs during the planning and procurement phase, design costs, construction costs, permitting costs, equipment, and work orders

This is a budget and expenditure activity report, and is not a construction status report. The accompanying introduction and notes are an integral part of this report.

# SMART Program Budget Activity Report

## Financially Active Projects Detail Schedule

### for Quarter Ended September 30, 2016

GOB Referendum Approved by Voters on 11/4/2014 - 22 Months Since Approval

School/ Project	Original Budget	Current Budget	Prior Year Expenditures	Commitments	Current Year Expenditures	Balance
<b>Nova Senior High School</b>						
Technology Infrastructure Upgrade Project Number: 128185001	270,000	270,000	265,293	-	4,707	-
Additional Computers to Close Gap Project Number: 128185002	501,000	501,000	500,979	-	-	21
Wireless Network Upgrade and CAT 6 Data Port Upgrade Project Number: 128185003	91,000	91,000	56,750	-	34,249	1
Music Instruments Project Number: 128185009	300,000	300,000	-	296,267	-	3,733
Nova HS - School Choice Year 2 Project Number: P.001811	100,000	100,000	-	40,882	-	59,118
<b>Oakland Park Elementary School</b>						
Technology Infrastructure Upgrade Project Number: 003185001	43,000	43,000	-	-	30,966	12,034
Additional Computers to Close Gap Project Number: 003185002	148,000	148,000	147,987	-	-	13
Wireless Network Upgrade and CAT 6 Data Port Upgrade Project Number: 003185003	77,000	77,000	22,239	-	32,614	22,147
<b>Oakridge Elementary School</b>						
Technology Infrastructure Upgrade Project Number: 046185001	13,000	13,000	-	-	10,802	2,198
Additional Computers to Close Gap Project Number: 046185002	154,000	154,000	-	-	153,927	73

\* Project expenditures include, but are not limited to, advertising costs during the planning and procurement phase, design costs, construction costs, permitting costs, equipment, and work orders

This is a budget and expenditure activity report, and is not a construction status report. The accompanying introduction and notes are an integral part of this report.

# SMART Program Budget Activity Report

## Financially Active Projects Detail Schedule

### for Quarter Ended September 30, 2016

GOB Referendum Approved by Voters on 11/4/2014 - 22 Months Since Approval

School/ Project	Original Budget	Current Budget	Prior Year Expenditures	Commitments	Current Year Expenditures	Balance
<b>Oakridge Elementary School</b>						
Wireless Network Upgrade and CAT 6 Data Port Upgrade Project Number: 046185003	75,000	75,000	-	-	46,937	28,063
Single Point of Entry, Fire Alarm, Replacement Building #2, HVAC, Building Envelope Improvements and Electrical Upgrades Project Number: P.001712	3,666,000	3,666,000	42,637	-	121	3,623,242
Oakridge ES - School Choice Year 1 Project Number: P.001775	100,000	100,000	-	68,566	3,498	27,936
<b>Orange Brook Elementary School</b>						
Additional Computers to Close Gap Project Number: 071185002	235,000	235,000	234,983	-	-	17
Wireless Network Upgrade and CAT 6 Data Port Upgrade Project Number: 071185003	47,000	47,000	16,594	-	-	30,406
Orange Brook ES - School Choice Year 1 Project Number: P.001815	100,000	100,000	-	34,952	-	65,048
<b>Oriole Elementary School</b>						
Technology Infrastructure Upgrade Project Number: 183185001	4,000	4,000	3,970	-	-	30
Additional Computers to Close Gap Project Number: 183185002	199,000	199,000	198,972	-	-	28
Wireless Network Upgrade and CAT 6 Data Port Upgrade Project Number: 183185003	39,000	39,000	32,340	-	-	6,660

\* Project expenditures include, but are not limited to, advertising costs during the planning and procurement phase, design costs, construction costs, permitting costs, equipment, and work orders

This is a budget and expenditure activity report, and is not a construction status report. The accompanying introduction and notes are an integral part of this report.

# SMART Program Budget Activity Report

## Financially Active Projects Detail Schedule

### for Quarter Ended September 30, 2016

GOB Referendum Approved by Voters on 11/4/2014 - 22 Months Since Approval

School/ Project	Original Budget	Current Budget	Prior Year Expenditures	Commitments	Current Year Expenditures	Balance
<b>Palmview Elementary School</b>						
Technology Infrastructure Upgrade Project Number: 113185001	9,000	9,000	-	-	4,236	4,764
Additional Computers to Close Gap Project Number: 113185002	202,000	202,000	202,000	-	-	-
Wireless Network Upgrade and CAT 6 Data Port Upgrade Project Number: 113185003	66,000	66,000	-	-	46,987	19,013
<b>Panther Run Elementary School</b>						
Technology Infrastructure Upgrade Project Number: 357185001	113,000	113,000	97,289	-	-	15,711
Additional Computers to Close Gap Project Number: 357185002	148,000	148,000	147,665	-	-	335
Wireless Network Upgrade and CAT 6 Data Port Upgrade Project Number: 357185003	44,000	44,000	38,538	-	-	5,462
<b>Paragon Academy of Technology</b>						
Charter School Technology Project Number: 538185004	37,464	37,464	37,451	-	-	13
<b>Park Lakes Elementary School</b>						
Additional Computers to Close Gap Project Number: 376185002	236,000	236,000	-	235,867	-	133
Park Lakes ES - School Choice Year 1 Project Number: P.001773	100,000	100,000	-	68,653	-	31,347

\* Project expenditures include, but are not limited to, advertising costs during the planning and procurement phase, design costs, construction costs, permitting costs, equipment, and work orders

This is a budget and expenditure activity report, and is not a construction status report. The accompanying introduction and notes are an integral part of this report.

# SMART Program Budget Activity Report

## Financially Active Projects Detail Schedule

### for Quarter Ended September 30, 2016

GOB Referendum Approved by Voters on 11/4/2014 - 22 Months Since Approval

School/ Project	Original Budget	Current Budget	Prior Year Expenditures	Commitments	Current Year Expenditures	Balance
<b>Park Ridge Elementary School</b>						
Technology Infrastructure Upgrade Project Number: 195185001	97,000	97,000	28,739	-	-	68,261
Additional Computers to Close Gap Project Number: 195185002	147,000	147,000	146,897	-	-	103
Wireless Network Upgrade and CAT 6 Data Port Upgrade Project Number: 195185003	67,000	67,000	44,624	-	-	22,376
Music Instruments Project Number: 195185009	50,000	50,000	-	23,327	-	26,673
<b>Park Springs Elementary School</b>						
Technology Infrastructure Upgrade Project Number: 317185001	56,000	56,000	22,286	-	-	33,714
Additional Computers to Close Gap Project Number: 317185002	258,000	258,000	257,873	-	-	127
Wireless Network Upgrade and CAT 6 Data Port Upgrade Project Number: 317185003	116,000	116,000	74,085	-	-	41,915
<b>Park Trails Elementary School</b>						
Additional Computers to Close Gap Project Number: 378185002	349,000	349,000	33,780	-	315,093	127
Wireless Network Upgrade and CAT 6 Data Port Upgrade Project Number: 378185003	142,000	142,000	-	-	82,249	59,751
<b>Parkside Elementary School</b>						
Technology Infrastructure Upgrade Project Number: 363185001	104,000	104,000	78,310	-	-	25,690

\* Project expenditures include, but are not limited to, advertising costs during the planning and procurement phase, design costs, construction costs, permitting costs, equipment, and work orders

This is a budget and expenditure activity report, and is not a construction status report. The accompanying introduction and notes are an integral part of this report.



# SMART Program Budget Activity Report

## Financially Active Projects Detail Schedule

### for Quarter Ended September 30, 2016

GOB Referendum Approved by Voters on 11/4/2014 - 22 Months Since Approval

School/ Project	Original Budget	Current Budget	Prior Year Expenditures	Commitments	Current Year Expenditures	Balance
<b>Parkside Elementary School</b>						
Additional Computers to Close Gap Project Number: 363185002	128,000	128,000	100,395	-	27,569	36
Wireless Network Upgrade and CAT 6 Data Port Upgrade Project Number: 363185003	40,000	40,000	30,428	-	1,436	8,136
<b>Parkway Middle School</b>						
Building Envelope Improvements (Roof, Window, Ext Wall, etc.) Project Number: P.001617	2,503,000	2,503,000	783,813	-	-	1,719,187
<b>Pasadena Lakes Elementary School</b>						
Building Envelope, Fire Sprinklers, HVAC, and Media Center Improvements Project Number: P.001634	4,023,000	4,023,000	67,833	22,705	115	3,932,347
<b>Pathways Academy Charter School</b>						
Charter School Technology Project Number: 537285004	81,221	81,221	81,217	-	-	4
<b>Pembroke Lakes Elementary School</b>						
Technology Infrastructure Upgrade Project Number: 266185001	51,000	51,000	32,680	-	-	18,320
Additional Computers to Close Gap Project Number: 266185002	90,000	90,000	89,921	-	-	79
Wireless Network Upgrade and CAT 6 Data Port Upgrade Project Number: 266185003	84,000	84,000	53,812	-	-	30,188
<b>Pembroke Pines Elementary School</b>						
Additional Computers to Close Gap Project Number: 122185002	109,000	109,000	108,782	-	-	218

\* Project expenditures include, but are not limited to, advertising costs during the planning and procurement phase, design costs, construction costs, permitting costs, equipment, and work orders

This is a budget and expenditure activity report, and is not a construction status report. The accompanying introduction and notes are an integral part of this report.

# SMART Program Budget Activity Report

## Financially Active Projects Detail Schedule

### for Quarter Ended September 30, 2016

GOB Referendum Approved by Voters on 11/4/2014 - 22 Months Since Approval

School/ Project	Original Budget	Current Budget	Prior Year Expenditures	Commitments	Current Year Expenditures	Balance
<b>Pembroke Pines Elementary School</b>						
Wireless Network Upgrade and CAT 6 Data Port Upgrade Project Number: 122185003	75,000	75,000	53,727	-	-	21,273
<b>Perry, Annabel C. Elementary School</b>						
Technology Infrastructure Upgrade Project Number: 163185001	44,000	44,000	20,127	-	-	23,873
Additional Computers to Close Gap Project Number: 163185002	162,000	162,000	161,809	-	-	191
Wireless Network Upgrade and CAT 6 Data Port Upgrade Project Number: 163185003	107,000	107,000	64,298	-	-	42,702
Fire Sprinklers, Fire Alarm, Media Center, HVAC, Electrical and Building Envelope Improvements Project Number: P.001728	2,742,000	2,742,000	17,235	-	148	2,724,617
School Choice Project Number: P.001766	100,000	100,000	-	75,822	20,570	3,608
<b>Perry, Henry D. Middle School</b>						
Wireless Network Upgrade and CAT 6 Data Port Upgrade Project Number: 101185003	139,000	139,000	78,994	-	-	60,006
<b>Peters Elementary School</b>						
Additional Computers to Close Gap Project Number: 093185002	154,000	154,000	153,964	-	-	36
Wireless Network Upgrade and CAT 6 Data Port Upgrade Project Number: 093185003	102,000	102,000	55,697	-	-	46,303

\* Project expenditures include, but are not limited to, advertising costs during the planning and procurement phase, design costs, construction costs, permitting costs, equipment, and work orders

This is a budget and expenditure activity report, and is not a construction status report. The accompanying introduction and notes are an integral part of this report.

# SMART Program Budget Activity Report

## Financially Active Projects Detail Schedule

### for Quarter Ended September 30, 2016

GOB Referendum Approved by Voters on 11/4/2014 - 22 Months Since Approval

School/ Project	Original Budget	Current Budget	Prior Year Expenditures	Commitments	Current Year Expenditures	Balance
<b>Pines Lakes Elementary School</b>						
Additional Computers to Close Gap Project Number: 286185002	160,000	160,000	159,922	-	-	78
Wireless Network Upgrade and CAT 6 Data Port Upgrade Project Number: 286185003	81,000	81,000	62,460	-	-	18,540
<b>Pinewood Elementary School</b>						
Pinewood ES - School Choice Year 1 Project Number: P.001813	100,000	100,000	-	59,637	-	40,363
<b>Pioneer Middle School</b>						
Technology Infrastructure Upgrade Project Number: 257185001	275,000	275,000	111,707	-	-	163,293
Additional Computers to Close Gap Project Number: 257185002	263,000	263,000	262,919	-	-	81
Wireless Network Upgrade and CAT 6 Data Port Upgrade Project Number: 257185003	19,000	19,000	15,344	-	-	3,656
Music Instruments Project Number: 257185009	100,000	100,000	70,154	19,345	10,400	101
<b>Piper Senior High School</b>						
Technology Infrastructure Upgrade Project Number: 190185001	488,000	488,000	287,311	-	-	200,689
Additional Computers to Close Gap Project Number: 190185002	460,000	460,000	459,936	-	-	64
Wireless Network Upgrade and CAT 6 Data Port Upgrade Project Number: 190185003	135,000	135,000	131,909	-	-	3,091

\* Project expenditures include, but are not limited to, advertising costs during the planning and procurement phase, design costs, construction costs, permitting costs, equipment, and work orders

This is a budget and expenditure activity report, and is not a construction status report. The accompanying introduction and notes are an integral part of this report.

# SMART Program Budget Activity Report

## Financially Active Projects Detail Schedule

### for Quarter Ended September 30, 2016

GOB Referendum Approved by Voters on 11/4/2014 - 22 Months Since Approval

School/ Project	Original Budget	Current Budget	Prior Year Expenditures	Commitments	Current Year Expenditures	Balance
<b>Piper Senior High School</b>						
Single Point of Entry, Safety/Security Upgrade, Fire Sprinklers, Weight Room Renovation, STEM Lab, Media Center, HVAC, Electrical and Building Envelope Improvements Project Number: P.001744	15,042,000	15,042,000	174,798	904,000	-	13,963,202
Piper HS - School Choice Year 1 Project Number: P.001772	100,000	100,000	-	65,249	-	34,751
<b>Pivot Charter School</b>						
Charter School Technology Project Number: 532285004	58,443	58,443	58,436	-	-	7
<b>Plantation Middle School</b>						
Fire Sprinklers, HVAC, Electrical, Media Center and Building Envelope Improvements Project Number: P.001729	3,448,000	3,448,000	40,088	-	253	3,407,659
<b>Plantation Senior High School</b>						
Additional Computers to Close Gap Project Number: 145185002	503,000	503,000	502,967	-	-	33
Wireless Network Upgrade and CAT 6 Data Port Upgrade Project Number: 145185003	237,000	237,000	53,053	-	99,657	84,290
<b>Pompano Beach Elementary School</b>						
Additional Computers to Close Gap Project Number: 075185002	133,000	133,000	130,864	-	2,062	74
Wireless Network Upgrade and CAT 6 Data Port Upgrade Project Number: 075185003	72,000	72,000	-	-	48,540	23,460

\* Project expenditures include, but are not limited to, advertising costs during the planning and procurement phase, design costs, construction costs, permitting costs, equipment, and work orders

This is a budget and expenditure activity report, and is not a construction status report. The accompanying introduction and notes are an integral part of this report.

# SMART Program Budget Activity Report

## Financially Active Projects Detail Schedule

### for Quarter Ended September 30, 2016

GOB Referendum Approved by Voters on 11/4/2014 - 22 Months Since Approval

School/ Project	Original Budget	Current Budget	Prior Year Expenditures	Commitments	Current Year Expenditures	Balance
<b>Pompano Beach Elementary School</b>						
Fire Sprinklers, Fire Alarm, Replacement of Building #3, HVAC, Electrical, Building Envelope Improvements Project Number: P.001713	5,224,000	5,224,000	60,737	-	143	5,163,120
<b>Pompano Beach Middle School</b>						
Wireless Network Upgrade and CAT 6 Data Port Upgrade Project Number: 002185003	123,000	123,000	-	78,851	-	44,149
Fire Sprinklers, Fire Alarm, Install New SBS Modified Roof to replace existing on buildings 1, 2, 3, 5 and 8. Replacement of Building 5, Media Center, HVAC and Building Envelope Improvements. Project Number: P.001721	8,084,000	8,084,000	67,278	-	149	8,016,573
School Choice Project Number: P.001747	100,000	100,000	-	56,165	43,810	25
<b>Pompano Beach Senior High School</b>						
Technology Infrastructure Upgrade Project Number: 018585001	255,000	255,000	129,514	-	10,843	114,643
Additional Computers to Close Gap Project Number: 018585002	209,000	209,000	208,999	-	-	1
Wireless Network Upgrade and CAT 6 Data Port Upgrade Project Number: 018585003	22,000	22,000	15,513	-	5,466	1,021
Music Instruments Project Number: 018585009	300,000	300,000	262,610	500	36,882	8
Track Resurfacing Project Number: 018585011	300,000	300,000	-	160,000	-	140,000

\* Project expenditures include, but are not limited to, advertising costs during the planning and procurement phase, design costs, construction costs, permitting costs, equipment, and work orders

This is a budget and expenditure activity report, and is not a construction status report. The accompanying introduction and notes are an integral part of this report.

# SMART Program Budget Activity Report

## Financially Active Projects Detail Schedule

### for Quarter Ended September 30, 2016

GOB Referendum Approved by Voters on 11/4/2014 - 22 Months Since Approval

School/ Project	Original Budget	Current Budget	Prior Year Expenditures	Commitments	Current Year Expenditures	Balance
<b>Quiet Waters Elementary School</b>						
Technology Infrastructure Upgrade Project Number: 312185001	153,000	153,000	71,399	-	-	81,601
Additional Computers to Close Gap Project Number: 312185002	257,000	257,000	256,981	-	-	19
Fire Sprinklers, Music Room Renovation and Instruments, Conversion of Existing Space to Music and /or Art Lab(s), Art Room Renovation and Equipment, HVAC and Building Envelope Improv, Single Point of Entry Project Number: P.001754	4,621,000	4,621,000	53,686	304,001	115	4,263,198
<b>Ramblewood Elementary School</b>						
Technology Infrastructure Upgrade Project Number: 272185001	17,000	17,000	6,871	-	-	10,129
Additional Computers to Close Gap Project Number: 272185002	179,000	179,000	178,862	-	-	138
Wireless Network Upgrade and CAT 6 Data Port Upgrade Project Number: 272185003	106,000	106,000	60,764	-	-	45,236
Fire Sprinklers, PE/Athletic, Media Center, HVAC and Building Envelope Improvements Project Number: P.001725	2,860,000	2,860,000	33,257	-	141	2,826,602
<b>Renaissance Charter Middle School at Pines</b>						
Charter School Technology Project Number: 501485004	69,233	69,233	68,981	-	252	-

\* Project expenditures include, but are not limited to, advertising costs during the planning and procurement phase, design costs, construction costs, permitting costs, equipment, and work orders

This is a budget and expenditure activity report, and is not a construction status report. The accompanying introduction and notes are an integral part of this report.

# SMART Program Budget Activity Report

## Financially Active Projects Detail Schedule

### for Quarter Ended September 30, 2016

GOB Referendum Approved by Voters on 11/4/2014 - 22 Months Since Approval

School/ Project	Original Budget	Current Budget	Prior Year Expenditures	Commitments	Current Year Expenditures	Balance
<b>Renaissance Charter School of Plantation</b>						
Charter School Technology Project Number: 502385004	301,209	301,209	301,202	-	-	7
<b>Renaissance Charter School at Cooper City</b>						
Charter School Technology Project Number: 504985004	361,151	361,151	361,144	-	-	7
<b>Renaissance Charter School at University</b>						
Charter School Technology Project Number: 504885004	430,084	430,084	430,084	-	-	-
<b>Renaissance Charter School of Coral Springs</b>						
Charter School Technology Project Number: 502085004	445,968	445,968	445,891	-	-	77
<b>Renaissance Charter Schools at Pines</b>						
Charter School Technology Project Number: 571085004	246,062	246,062	243,612	247	2,198	5
<b>Rickards, James S. Middle School</b>						
Single Point of Entry, Safety/Security Upgrade, Fire Sprinklers, Fire Alarm, Building Envelope, Media Center, HVAC and Electrical Improvements. Project Number: P.001743	5,242,000	5,242,000	60,984	328,400	-	4,852,616
<b>RISE Academy School of Science and Technology</b>						
Charter School Technology Project Number: 542085004	82,420	82,420	82,405	-	-	15
<b>Riverglades Elementary School</b>						
Technology Infrastructure Upgrade Project Number: 289185001	143,000	143,000	63,958	-	-	79,042

\* Project expenditures include, but are not limited to, advertising costs during the planning and procurement phase, design costs, construction costs, permitting costs, equipment, and work orders

This is a budget and expenditure activity report, and is not a construction status report. The accompanying introduction and notes are an integral part of this report.

# SMART Program Budget Activity Report

## Financially Active Projects Detail Schedule

### for Quarter Ended September 30, 2016

GOB Referendum Approved by Voters on 11/4/2014 - 22 Months Since Approval

School/ Project	Original Budget	Current Budget	Prior Year Expenditures	Commitments	Current Year Expenditures	Balance
<b>Riverglades Elementary School</b>						
Additional Computers to Close Gap Project Number: 289185002	165,000	165,000	164,983	-	-	17
<b>Riverland Elementary School</b>						
Additional Computers to Close Gap Project Number: 015185002	122,000	122,000	-	121,856	-	144
<b>Riverside Elementary School</b>						
Technology Infrastructure Upgrade Project Number: 303185001	144,000	144,000	14,224	-	-	129,776
Additional Computers to Close Gap Project Number: 303185002	124,000	124,000	123,902	-	-	98
Wireless Network Upgrade and CAT 6 Data Port Upgrade Project Number: 303185003	63,000	63,000	4,834	-	-	58,166
<b>Rock Island Elementary School</b>						
Additional Computers to Close Gap Project Number: 370185002	88,000	88,000	-	87,992	-	8
Wireless Network Upgrade and CAT 6 Data Port Upgrade Project Number: 370185003	27,000	27,000	-	26,999	-	1
School Choice Project Number: P.001755	100,000	100,000	36,418	9,937	49,406	4,239
<b>Royal Palm Elementary School</b>						
Technology Infrastructure Upgrade Project Number: 185185001	9,000	9,000	6,871	-	-	2,129

\* Project expenditures include, but are not limited to, advertising costs during the planning and procurement phase, design costs, construction costs, permitting costs, equipment, and work orders

This is a budget and expenditure activity report, and is not a construction status report. The accompanying introduction and notes are an integral part of this report.



# SMART Program Budget Activity Report

## Financially Active Projects Detail Schedule

### for Quarter Ended September 30, 2016

GOB Referendum Approved by Voters on 11/4/2014 - 22 Months Since Approval

School/ Project	Original Budget	Current Budget	Prior Year Expenditures	Commitments	Current Year Expenditures	Balance
<b>Royal Palm Elementary School</b>						
Additional Computers to Close Gap Project Number: 185185002	119,000	119,000	118,980	-	-	20
Wireless Network Upgrade and CAT 6 Data Port Upgrade Project Number: 185185003	104,000	104,000	62,322	-	-	41,678
<b>Sanders Park Elementary School</b>						
Wireless Network Upgrade and CAT 6 Data Port Upgrade Project Number: 089185003	40,000	40,000	-	36,181	-	3,819
<b>Sandpiper Elementary School</b>						
Technology Infrastructure Upgrade Project Number: 306185001	39,000	39,000	21,587	-	-	17,413
Additional Computers to Close Gap Project Number: 306185002	169,000	169,000	168,691	-	-	309
Wireless Network Upgrade and CAT 6 Data Port Upgrade Project Number: 306185003	58,000	58,000	46,172	-	-	11,828
School Choice Project Number: P.001707	100,000	100,000	-	21,880	-	78,120
<b>Sawgrass Elementary School</b>						
Technology Infrastructure Upgrade Project Number: 340185001	91,000	91,000	-	-	49,079	41,921
Additional Computers to Close Gap Project Number: 340185002	194,000	194,000	193,950	-	-	50
Wireless Network Upgrade and CAT 6 Data Port Upgrade Project Number: 340185003	116,000	116,000	-	-	81,827	34,173

\* Project expenditures include, but are not limited to, advertising costs during the planning and procurement phase, design costs, construction costs, permitting costs, equipment, and work orders

This is a budget and expenditure activity report, and is not a construction status report. The accompanying introduction and notes are an integral part of this report.

# SMART Program Budget Activity Report

## Financially Active Projects Detail Schedule

### for Quarter Ended September 30, 2016

GOB Referendum Approved by Voters on 11/4/2014 - 22 Months Since Approval

School/ Project	Original Budget	Current Budget	Prior Year Expenditures	Commitments	Current Year Expenditures	Balance
<b>Sawgrass Springs Middle School</b>						
Technology Infrastructure Upgrade Project Number: 343185001	200,000	200,000	92,568	-	-	107,432
Wireless Network Upgrade and CAT 6 Data Port Upgrade Project Number: 343185003	73,000	73,000	-	3,063	68,186	1,751
Music Instruments Project Number: 343185009	100,000	100,000	-	22,197	77,798	5
<b>Sea Castle Elementary School</b>						
HVAC Replacement Project Number: P.001632	2,810,975	2,810,975	32,027	4,537	122	2,774,289
Sea Castle ES - School Choice - Year 1 Project Number: P.001799	100,000	100,000	-	60,994	-	39,006
<b>Seagull Alternative High School</b>						
School Choice Project Number: P.001704	100,000	100,000	-	86,078	2,036	11,886
<b>Seminole Middle School</b>						
Music Instruments Project Number: 189185009	100,000	100,000	81,990	18,000	-	10
<b>Sheridan Hills Elementary School</b>						
Additional Computers to Close Gap Project Number: 181185002	115,000	115,000	-	114,944	-	56
Building Envelope, HVAC, Electrical, Media Center, Fire Sprinklers & Fire Alarm, Safe & Security, and Single Point of Entry Improvements Project Number: P.001636	3,291,764	3,291,764	55,963	234,924	-	3,000,877

\* Project expenditures include, but are not limited to, advertising costs during the planning and procurement phase, design costs, construction costs, permitting costs, equipment, and work orders

This is a budget and expenditure activity report, and is not a construction status report. The accompanying introduction and notes are an integral part of this report.

# SMART Program Budget Activity Report

## Financially Active Projects Detail Schedule

### for Quarter Ended September 30, 2016

GOB Referendum Approved by Voters on 11/4/2014 - 22 Months Since Approval

School/ Project	Original Budget	Current Budget	Prior Year Expenditures	Commitments	Current Year Expenditures	Balance
<b>Sheridan Park Elementary School</b>						
Technology Infrastructure Upgrade Project Number: 132185001	17,000	17,000	11,501	-	-	5,499
Additional Computers to Close Gap Project Number: 132185002	184,000	184,000	183,857	-	-	143
Wireless Network Upgrade and CAT 6 Data Port Upgrade Project Number: 132185003	99,000	99,000	54,785	-	-	44,215
<b>Sheridan Technical Center</b>						
Technology Infrastructure Upgrade Project Number: 105185001	364,000	364,000	306,939	-	-	57,061
Wireless Network Upgrade and CAT 6 Data Port Upgrade Project Number: 105185003	92,000	92,000	87,503	-	-	4,497
<b>Sheridan Technical High School</b>						
Wireless Network Upgrade and CAT 6 Data Port Upgrade Project Number: 042285003	40,000	40,000	34,038	-	-	5,962
<b>Silver Lakes Elementary School</b>						
Technology Infrastructure Upgrade Project Number: 337185001	134,000	134,000	-	18,462	84,626	30,912
Additional Computers to Close Gap Project Number: 337185002	158,000	158,000	157,944	-	-	56
Wireless Network Upgrade and CAT 6 Data Port Upgrade Project Number: 337185003	95,000	95,000	-	-	58,044	36,956

\* Project expenditures include, but are not limited to, advertising costs during the planning and procurement phase, design costs, construction costs, permitting costs, equipment, and work orders

This is a budget and expenditure activity report, and is not a construction status report. The accompanying introduction and notes are an integral part of this report.

# SMART Program Budget Activity Report

## Financially Active Projects Detail Schedule

### for Quarter Ended September 30, 2016

GOB Referendum Approved by Voters on 11/4/2014 - 22 Months Since Approval

School/ Project	Original Budget	Current Budget	Prior Year Expenditures	Commitments	Current Year Expenditures	Balance
<b>Silver Palms Elementary School</b>						
Technology Infrastructure Upgrade Project Number: 349185001	123,000	123,000	65,648	-	-	57,352
Additional Computers to Close Gap Project Number: 349185002	206,000	206,000	205,848	-	-	152
<b>Silver Ridge Elementary School</b>						
Technology Infrastructure Upgrade Project Number: 308185001	95,000	95,000	44,397	-	-	50,603
Additional Computers to Close Gap Project Number: 308185002	260,000	260,000	259,931	-	-	69
Wireless Network Upgrade and CAT 6 Data Port Upgrade Project Number: 308185003	109,000	109,000	61,787	-	-	47,213
<b>Silver Shores Elementary School</b>						
School Choice Project Number: P.001706	100,000	100,000	-	37,882	-	62,118
<b>Silver Trail Middle School</b>						
Technology Infrastructure Upgrade Project Number: 333185001	251,000	251,000	198,353	-	-	52,647
Additional Computers to Close Gap Project Number: 333185002	316,000	316,000	315,943	-	-	57
Wireless Network Upgrade and CAT 6 Data Port Upgrade Project Number: 333185003	78,000	78,000	47,109	-	-	30,891
Silver Trail MS - School Choice - Year 1 Project Number: P.001795	100,000	100,000	-	4,001	-	95,999

\* Project expenditures include, but are not limited to, advertising costs during the planning and procurement phase, design costs, construction costs, permitting costs, equipment, and work orders

This is a budget and expenditure activity report, and is not a construction status report. The accompanying introduction and notes are an integral part of this report.

# SMART Program Budget Activity Report

## Financially Active Projects Detail Schedule

### for Quarter Ended September 30, 2016

GOB Referendum Approved by Voters on 11/4/2014 - 22 Months Since Approval

School/ Project	Original Budget	Current Budget	Prior Year Expenditures	Commitments	Current Year Expenditures	Balance
<b>Somerset Academy Charter Conservatory High</b>						
Charter School Technology Project Number: 539685004	35,665	35,665	35,656	-	-	9
<b>Somerset Academy Charter High School Miramar Campus</b>						
Charter School Technology Project Number: 500785004	84,219	84,219	82,353	1,861	-	5
<b>Somerset Academy Charter School Miramar</b>						
Charter School Technology Project Number: 540585004	193,613	193,613	193,605	-	-	8
<b>Somerset Academy Davie Charter School</b>						
Charter School Technology Project Number: 521185004	45,256	45,256	45,251	-	-	5
<b>Somerset Academy East Preparatory</b>						
Charter School Technology Project Number: 539185004	87,515	87,515	87,511	-	-	4
<b>Somerset Academy Elementary</b>						
Charter School Technology Project Number: 514185004	280,529	280,529	279,732	775	-	22
<b>Somerset Academy High</b>						
Charter School Technology Project Number: 522185004	329,381	329,381	329,375	-	-	6
<b>Somerset Academy Hollywood</b>						
Charter School Technology Project Number: 538785004	17,083	17,083	17,080	-	-	3
<b>Somerset Academy Hollywood Middle School</b>						
Charter School Technology Project Number: 541985004	3,297	3,297	3,293	-	-	4

\* Project expenditures include, but are not limited to, advertising costs during the planning and procurement phase, design costs, construction costs, permitting costs, equipment, and work orders

This is a budget and expenditure activity report, and is not a construction status report. The accompanying introduction and notes are an integral part of this report.

# SMART Program Budget Activity Report

## Financially Active Projects Detail Schedule

### for Quarter Ended September 30, 2016

GOB Referendum Approved by Voters on 11/4/2014 - 22 Months Since Approval

School/ Project	Original Budget	Current Budget	Prior Year Expenditures	Commitments	Current Year Expenditures	Balance
<b>Somerset Academy Middle</b>						
Charter School Technology Project Number: 515185004	249,059	249,059	249,055	-	-	4
<b>Somerset Academy Miramar Middle</b>						
Charter School Technology Project Number: 540685004	131,573	131,573	130,371	1,168	-	34
<b>Somerset Academy Neighborhood</b>						
Charter School Technology Project Number: 502185004	158,247	158,247	153,839	4,398	-	10
<b>Somerset Academy Pompano</b>						
Charter School Technology Project Number: 538885004	49,452	49,452	49,228	223	-	1
<b>Somerset Academy Pompano Middle</b>						
Charter School Technology Project Number: 541385004	6,893	6,893	6,885	-	-	8
<b>Somerset Academy Village Charter Middle School</b>						
Charter School Technology Project Number: 500285004	33,268	33,268	33,265	-	-	3
<b>Somerset Charter Academy @ North Lauderdale</b>						
Charter School Technology Project Number: 500385004	212,794	212,794	212,787	-	-	7
<b>Somerset Miramar South</b>						
Charter School Technology Project Number: 505485004	31,470	31,470	31,469	-	-	1
<b>Somerset Pines Academy</b>						
Charter School Technology Project Number: 503085004	146,558	146,558	145,256	1,292	-	10

\* Project expenditures include, but are not limited to, advertising costs during the planning and procurement phase, design costs, construction costs, permitting costs, equipment, and work orders

This is a budget and expenditure activity report, and is not a construction status report. The accompanying introduction and notes are an integral part of this report.

# SMART Program Budget Activity Report

## Financially Active Projects Detail Schedule

### for Quarter Ended September 30, 2016

GOB Referendum Approved by Voters on 11/4/2014 - 22 Months Since Approval

School/ Project	Original Budget	Current Budget	Prior Year Expenditures	Commitments	Current Year Expenditures	Balance
<b>Somerset Prep Charter High Broward Campus</b>						
Charter School Technology Project Number: 500685004	66,835	66,835	65,785	-	1,046	4
<b>Somerset Preparatory Charter Middle School</b>						
Charter School Technology Project Number: 544185004	101,002	101,002	98,402	2,591	-	9
<b>Somerset Village Academy</b>						
Charter School Technology Project Number: 500485004	74,328	74,328	74,319	-	-	9
<b>South Plantation Senior High School</b>						
Technology Infrastructure Upgrade Project Number: 235185001	371,000	371,000	238,150	-	-	132,850
Additional Computers to Close Gap Project Number: 235185002	549,000	549,000	548,915	-	-	85
Wireless Network Upgrade and CAT 6 Data Port Upgrade Project Number: 235185003	122,000	122,000	117,876	-	-	4,124
<b>Stephen Foster Elementary School</b>						
Additional Computers to Close Gap Project Number: 092185002	49,000	49,000	-	48,913	-	87
<b>Stirling Elementary School</b>						
Additional Computers to Close Gap Project Number: 069185002	198,000	198,000	197,883	-	-	117
Wireless Network Upgrade and CAT 6 Data Port Upgrade Project Number: 069185003	84,000	84,000	57,716	-	-	26,284

\* Project expenditures include, but are not limited to, advertising costs during the planning and procurement phase, design costs, construction costs, permitting costs, equipment, and work orders

This is a budget and expenditure activity report, and is not a construction status report. The accompanying introduction and notes are an integral part of this report.

# SMART Program Budget Activity Report

## Financially Active Projects Detail Schedule

### for Quarter Ended September 30, 2016

GOB Referendum Approved by Voters on 11/4/2014 - 22 Months Since Approval

School/ Project	Original Budget	Current Budget	Prior Year Expenditures	Commitments	Current Year Expenditures	Balance
<b>Stoneman Douglas Senior High School</b>						
Technology Infrastructure Upgrade Project Number: 301185001	441,000	441,000	205,259	-	51,500	184,241
Additional Computers to Close Gap Project Number: 301185002	830,000	830,000	829,903	-	-	97
Wireless Network Upgrade and CAT 6 Data Port Upgrade Project Number: 301185003	38,000	38,000	25,565	-	1,190	11,245
Install Fire Alarm Project Number: P.000817	907,805	907,805	10,547	-	-	897,258
<b>Stranahan Senior High School</b>						
Technology Infrastructure Upgrade Project Number: 021185001	8,000	8,000	-	4,812	-	3,188
Additional Computers to Close Gap Project Number: 021185002	305,000	305,000	-	-	304,903	97
Wireless Network Upgrade and CAT 6 Data Port Upgrade Project Number: 021185003	230,000	230,000	-	88,169	66,350	75,481
Track Resurfacing Project Number: 021185011	300,000	300,000	48,473	134,920	116,607	-
Single Point of Entry, Fire Sprinklers, Fire Alarm, Weight Room, Roof and Loggias replacement, STEM Lab, Media Center, HVAC, Electrical improvements Project Number: P.001683	16,847,000	16,847,000	191,813	997,050	254	15,657,883
School Choice Project Number: P.001700	100,000	100,000	-	23,595	15,582	60,823

\* Project expenditures include, but are not limited to, advertising costs during the planning and procurement phase, design costs, construction costs, permitting costs, equipment, and work orders

This is a budget and expenditure activity report, and is not a construction status report. The accompanying introduction and notes are an integral part of this report.



# SMART Program Budget Activity Report

## Financially Active Projects Detail Schedule

### for Quarter Ended September 30, 2016

GOB Referendum Approved by Voters on 11/4/2014 - 22 Months Since Approval

School/ Project	Original Budget	Current Budget	Prior Year Expenditures	Commitments	Current Year Expenditures	Balance
<b>SunEd High School</b>						
Charter School Technology Project Number: 506085004	107,296	107,296	107,283	-	-	13
<b>Sunland Park Academy</b>						
Additional Computers to Close Gap Project Number: 061185002	29,000	29,000	-	28,768	-	232
Wireless Network Upgrade and CAT 6 Data Port Upgrade Project Number: 061185003	26,000	26,000	-	25,999	-	1
<b>Sunrise Middle School</b>						
Music Instruments Project Number: 025185009	100,000	100,000	85,775	3,024	11,200	1
<b>Sunset Lakes Elementary School</b>						
Additional Computers to Close Gap Project Number: 366185002	195,000	195,000	-	-	194,803	197
Wireless Network Upgrade and CAT 6 Data Port Upgrade Project Number: 366185003	82,000	82,000	-	-	73,283	8,717
<b>Sunshine Elementary</b>						
Charter School Technology Project Number: 540085004	86,916	86,916	86,895	-	-	21
<b>Sunshine Elementary School</b>						
Additional Computers to Close Gap Project Number: 117185002	190,000	190,000	189,970	-	-	30
Wireless Network Upgrade and CAT 6 Data Port Upgrade Project Number: 117185003	94,000	94,000	59,706	-	-	34,294

\* Project expenditures include, but are not limited to, advertising costs during the planning and procurement phase, design costs, construction costs, permitting costs, equipment, and work orders

This is a budget and expenditure activity report, and is not a construction status report. The accompanying introduction and notes are an integral part of this report.

# SMART Program Budget Activity Report

## Financially Active Projects Detail Schedule

### for Quarter Ended September 30, 2016

GOB Referendum Approved by Voters on 11/4/2014 - 22 Months Since Approval

School/ Project	Original Budget	Current Budget	Prior Year Expenditures	Commitments	Current Year Expenditures	Balance
<b>Tamarac Elementary School</b>						
Technology Infrastructure Upgrade Project Number: 262185001	26,000	26,000	9,206	-	-	16,794
Additional Computers to Close Gap Project Number: 262185002	251,000	251,000	181,700	69,288	-	12
Wireless Network Upgrade and CAT 6 Data Port Upgrade Project Number: 262185003	134,000	134,000	89,195	-	-	44,805
Fire Alarm, HVAC, Media Center and Building Envelop Improvements Project Number: P.001724	3,191,000	3,191,000	34,720	-	89	3,156,191
School Choice Project Number: P.001761	100,000	100,000	-	50,081	-	49,919
<b>Taravella, J.P. Senior High School</b>						
Technology Infrastructure Upgrade Project Number: 275185001	429,000	429,000	289,381	-	-	139,619
Additional Computers to Close Gap Project Number: 275185002	788,000	788,000	774,596	-	13,384	20
Wireless Network Upgrade and CAT 6 Data Port Upgrade Project Number: 275185003	133,000	133,000	133,000	-	-	-
Track Resurfacing Project Number: 275185011	300,000	300,000	-	160,000	11,607	128,393
<b>Technology and Support Services Center (TSSC)</b>						
Technology and Support Services Infrastructure Project Number: 985885005	11,000,000	11,000,000	3,851,384	673,121	176,281	6,299,214

\* Project expenditures include, but are not limited to, advertising costs during the planning and procurement phase, design costs, construction costs, permitting costs, equipment, and work orders

This is a budget and expenditure activity report, and is not a construction status report. The accompanying introduction and notes are an integral part of this report.

# SMART Program Budget Activity Report

## Financially Active Projects Detail Schedule

### for Quarter Ended September 30, 2016

GOB Referendum Approved by Voters on 11/4/2014 - 22 Months Since Approval

School/ Project	Original Budget	Current Budget	Prior Year Expenditures	Commitments	Current Year Expenditures	Balance
<b>Tedder Elementary School</b>						
Additional Computers to Close Gap Project Number: 057185002	90,000	90,000	-	89,916	-	84
Wireless Network Upgrade and CAT 6 Data Port Upgrade Project Number: 057185003	55,000	55,000	-	39,254	-	15,746
Tedder ES - School Choice Year 2 Project Number: P.001781	100,000	100,000	-	33,385	-	66,615
<b>Tequesta Trace Middle School</b>						
Additional Computers to Close Gap Project Number: 315185002	204,000	204,000	-	203,856	-	144
Music Instruments Project Number: 315185009	100,000	100,000	-	44,978	55,018	4
<b>Thurgood Marshall Elementary School</b>						
Additional Computers to Close Gap Project Number: 329185002	100,000	100,000	99,848	-	-	152
Wireless Network Upgrade and CAT 6 Data Port Upgrade Project Number: 329185003	49,000	49,000	-	-	5,937	43,063
<b>Tradewinds Elementary School</b>						
Technology Infrastructure Upgrade Project Number: 348185001	4,000	4,000	3,969	-	-	31
Additional Computers to Close Gap Project Number: 348185002	314,000	314,000	313,806	-	-	194
Wireless Network Upgrade and CAT 6 Data Port Upgrade Project Number: 348185003	106,000	106,000	81,804	-	-	24,196

\* Project expenditures include, but are not limited to, advertising costs during the planning and procurement phase, design costs, construction costs, permitting costs, equipment, and work orders

This is a budget and expenditure activity report, and is not a construction status report. The accompanying introduction and notes are an integral part of this report.

# SMART Program Budget Activity Report

## Financially Active Projects Detail Schedule

### for Quarter Ended September 30, 2016

GOB Referendum Approved by Voters on 11/4/2014 - 22 Months Since Approval

School/ Project	Original Budget	Current Budget	Prior Year Expenditures	Commitments	Current Year Expenditures	Balance
<b>Village Elementary School</b>						
Additional Computers to Close Gap Project Number: 162185002	181,000	181,000	180,991	-	-	9
Wireless Network Upgrade and CAT 6 Data Port Upgrade Project Number: 162185003	41,000	41,000	41,000	-	-	-
<b>Walker Elementary School</b>						
Additional Computers to Close Gap Project Number: 032185002	69,000	69,000	68,849	-	-	151
Wireless Network Upgrade and CAT 6 Data Port Upgrade Project Number: 032185003	64,000	64,000	52,909	-	-	11,091
Walker ES -School Choice Year 1 Project Number: P.001771	100,000	100,000	-	14,729	64,818	20,453
<b>Watkins Elementary School</b>						
Additional Computers to Close Gap Project Number: 051185002	153,000	153,000	152,947	-	-	53
Wireless Network Upgrade and CAT 6 Data Port Upgrade Project Number: 051185003	46,000	46,000	-	604	38,164	7,232
<b>Welleby Elementary School</b>						
Technology Infrastructure Upgrade Project Number: 288185001	82,000	82,000	40,322	-	-	41,678
Additional Computers to Close Gap Project Number: 288185002	166,000	166,000	165,922	-	-	78
Wireless Network Upgrade and CAT 6 Data Port Upgrade Project Number: 288185003	103,000	103,000	63,862	-	-	39,138

\* Project expenditures include, but are not limited to, advertising costs during the planning and procurement phase, design costs, construction costs, permitting costs, equipment, and work orders

This is a budget and expenditure activity report, and is not a construction status report. The accompanying introduction and notes are an integral part of this report.

# SMART Program Budget Activity Report

## Financially Active Projects Detail Schedule

### for Quarter Ended September 30, 2016

GOB Referendum Approved by Voters on 11/4/2014 - 22 Months Since Approval

School/ Project	Original Budget	Current Budget	Prior Year Expenditures	Commitments	Current Year Expenditures	Balance
<b>West Broward High School</b>						
Additional Computers to Close Gap Project Number: 397185002	683,000	683,000	674,864	3,436	4,603	97
Wireless Network Upgrade and CAT 6 Data Port Upgrade Project Number: 397185003	83,000	83,000	82,949	-	-	51
School Choice Project Number: P.001717	100,000	100,000	-	32,630	15,661	51,709
<b>Westchester Elementary School</b>						
Technology Infrastructure Upgrade Project Number: 268185001	52,000	52,000	20,852	-	-	31,148
Additional Computers to Close Gap Project Number: 268185002	205,000	205,000	204,859	-	-	141
Wireless Network Upgrade and CAT 6 Data Port Upgrade Project Number: 268185003	123,000	123,000	73,998	-	-	49,002
<b>Western Senior High School</b>						
Technology Infrastructure Upgrade Project Number: 283185001	297,000	297,000	255,229	-	-	41,771
Additional Computers to Close Gap Project Number: 283185002	668,000	668,000	647,253	-	20,616	131
Wireless Network Upgrade and CAT 6 Data Port Upgrade Project Number: 283185003	141,000	141,000	98,450	-	-	42,550
Track Resurfacing Project Number: 283185011	300,000	300,000	-	192,682	-	107,318

\* Project expenditures include, but are not limited to, advertising costs during the planning and procurement phase, design costs, construction costs, permitting costs, equipment, and work orders

This is a budget and expenditure activity report, and is not a construction status report. The accompanying introduction and notes are an integral part of this report.

# SMART Program Budget Activity Report

## Financially Active Projects Detail Schedule

### for Quarter Ended September 30, 2016

GOB Referendum Approved by Voters on 11/4/2014 - 22 Months Since Approval

School/ Project	Original Budget	Current Budget	Prior Year Expenditures	Commitments	Current Year Expenditures	Balance
<b>Westglades Middle School</b>						
Music Instruments Project Number: 387185009	100,000	100,000	-	26,042	73,950	8
<b>Westpine Middle School</b>						
Music Instruments Project Number: 205285009	100,000	100,000	-	1,888	98,103	9
<b>Westwood Heights Elementary School</b>						
Additional Computers to Close Gap Project Number: 063185002	82,000	82,000	-	81,941	-	59
Wireless Network Upgrade and CAT 6 Data Port Upgrade Project Number: 063185003	52,000	52,000	-	42,908	-	9,092
Westwood Heights ES-School Choice Year 1 Project Number: P.001782	100,000	100,000	-	51,152	12,390	36,458
<b>Whiddon-Rogers Education Center</b>						
School Choice Project Number: P.001702	100,000	100,000	-	81,888	4,904	13,208
Renovations to Fire Alarm, Replacement of Buildings 10, 11, 12 & 13. Media Center, HVAC and Building EnvelopelImprovements Project Number: P.001711	5,326,000	5,326,000	61,906	-	222	5,263,872
<b>Wilton Manors Elementary School</b>						
Additional Computers to Close Gap Project Number: 019185002	129,000	129,000	128,622	-	-	378
<b>Wingate Oaks Center</b>						
Additional Computers to Close Gap Project Number: 099185002	11,000	11,000	-	10,967	-	33

\* Project expenditures include, but are not limited to, advertising costs during the planning and procurement phase, design costs, construction costs, permitting costs, equipment, and work orders

This is a budget and expenditure activity report, and is not a construction status report. The accompanying introduction and notes are an integral part of this report.

# SMART Program Budget Activity Report

## Financially Active Projects Detail Schedule

### for Quarter Ended September 30, 2016

GOB Referendum Approved by Voters on 11/4/2014 - 22 Months Since Approval

School/ Project	Original Budget	Current Budget	Prior Year Expenditures	Commitments	Current Year Expenditures	Balance
<b>Wingate Oaks Center</b>						
Fire Alarm, Replacement of HVAC Equipment in Buildings 1, 2, 4 & 5, Media Center and Building Envelope Improvements Project Number: P.001741	2,558,000	2,558,000	29,748	-	138	2,528,114
<b>Winston Park Elementary School</b>						
Technology Infrastructure Upgrade Project Number: 309185001	73,000	73,000	50,569	-	-	22,431
Additional Computers to Close Gap Project Number: 309185002	360,000	360,000	359,978	-	-	22
Wireless Network Upgrade and CAT 6 Data Port Upgrade Project Number: 309185003	124,000	124,000	80,345	-	-	43,655
<b>Young, Walter C. Middle School</b>						
Music Instruments Project Number: 300185009	100,000	100,000	-	10,365	89,628	7

\* Project expenditures include, but are not limited to, advertising costs during the planning and procurement phase, design costs, construction costs, permitting costs, equipment, and work orders

This is a budget and expenditure activity report, and is not a construction status report. The accompanying introduction and notes are an integral part of this report.

# SMART Program Budget Activity Report

## Financially Active Projects Detail Schedule

### for Quarter Ended September 30, 2016

GOB Referendum Approved by Voters on 11/4/20146 - 22 Months Since Approval

	Original Budget	Current Budget	Prior Year Expenditures	Commitments	Current Year Expenditures	Balance
Projects Totals	\$345,213,887	\$ 345,426,012	\$ 63,072,243	\$ 20,701,628	\$ 7,468,808	\$ 254,183,333
(Less) DEFP	\$ 3,958,586	\$ 3,958,586	\$ 48,186	\$ 235,662	\$ 7,078	\$ 3,667,660
SMART	\$341,255,301	\$341,467,426	\$ 63,024,057	\$ 20,465,966	\$ 7,461,730	\$ 250,515,673

\* Project expenditures include, but are not limited to, advertising costs during the planning and procurement phase, design costs, construction costs, permitting costs, equipment, and work orders

This is a budget and expenditure activity report, and is not a construction status report. The accompanying introduction and notes are an integral part of this report.



# SMART Program Budget Activity Report

## Art Kilns Replacement Sub-Report

### for Quarter Ended September 30, 2016

GOB Referendum Approved by Voters on 11/4/2014 - 22 Months Since Approval

School	Current Budget	Prior Year Expenditures	Commitments	Current Year Expenditures	Balance
District Wide (Applied Learning)	235,200				
Pompano Beach Senior High School		-	5,726	-	
Stirling Elementary School		-	-	2,863	
McNab Elementary School		2,863	-	-	
Sheridan Park Elementary School		-	-	2,863	
Rickards, James S. Middle School		5,726	-	-	
Horizon Elementary School		-	-	2,863	
Ramblewood Elementary School		-	2,863	-	
Park Springs Elementary School		-	2,863	-	
Monarch Senior High School		-	5,726	-	
Coral Glades Senior High School		5,726	-	-	
	<b>235,200</b>	<b>14,315</b>	<b>17,178</b>	<b>8,589</b>	<b>195,118</b>



# SMART Program Budget Activity Report

## Remaining Projects Summary Schedule for Quarter Ended September 30, 2016

GOB Referendum Approved by Voters on 11/4/2014 - 22 Months Since Approval

GOB	Original Budget	Current Budget
Safety	\$ 43,138,000	\$ 43,138,000
Music & Art	5,662,000	5,662,000
Athletics	1,850,000	1,850,000
Renovation	223,399,700	223,399,700
Technology	4,335,920	4,335,920
<b>GOB Total</b>	<b>\$ 278,385,620</b>	<b>\$ 278,385,620</b>
Non-GOB	Original Budget	Current Budget
Safety	\$ 2,979,648	\$ 2,979,648
Music & Art	7,550,000	7,550,000
Athletics	-	-
Renovation	16,509,167	16,509,167
Technology	8,644,000	8,644,000
<b>Non-GOB Total</b>	<b>\$ 35,682,815</b>	<b>\$ 35,682,815</b>
<b>Total</b>	<b>\$ 314,068,435</b>	<b>\$ 314,068,435</b>

# SMART Program Budget Activity Report

## Remaining Projects Detail Schedule for Quarter Ended September 30, 2016

GOB Referendum Approved by Voters on 11/4/2014 - 22 Months Since Approval

School	Project	Original Budget
Anderson, Boyd H. Senior High School	ADA renovations related to educational adequacy	388,000
	Building Envelope Improvements (Roof, Window, Ext Wall, etc.)	2,580,000
	HVAC Improvements	849,000
	Safety / Security Upgrade	77,000
	Single Point of Entry	540,000
	STEM Lab improvements	1,380,000
	Weight Room Renovation	121,000
	School Choice Enhancement	100,000
	Wireless Network Upgrade	89,000
	CAT 6 Data port Upgrade	71,000
Apollo Middle School	Additional computers to close computer gap	104,000
	Single Point of Entry	75,000
	Technology Infrastructure (Servers, Racks, etc.) Upgrade	13,000
	Track Resurfacing	70,000
	CAT 6 Data port Upgrade	11,000
	Wireless Network Upgrade	120,000
Atlantic Technical College	Building Envelope Improvements (Roof, Window, Ext Wall, etc.)	2,710,000
	Fire Sprinklers	1,482,000
	IAQ Repairs - HVAC	4,642,000
	Media Center improvements	118,000
Atlantic Technical, Arthur Ashe, Jr Campus	Building Envelope Improvements (Roof, Window, Ext Wall, etc.)	1,200,000
	Fire Alarm	42,000
Atlantic West Elementary School	Fire Sprinklers	619,000
	HVAC Improvements	723,000
	Media Center improvements	227,000

\* Project expenditures include, but are not limited to, advertising costs during the planning and procurement phase, design costs, construction costs, permitting costs, equipment, and work orders

This is a budget and expenditure activity report, and is not a construction status report. The accompanying introduction and notes are an integral part of this report.

# SMART Program Budget Activity Report

## Remaining Projects Detail Schedule for Quarter Ended September 30, 2016

GOB Referendum Approved by Voters on 11/4/2014 - 22 Months Since Approval

School	Project	Original Budget
Atlantic West Elementary School	Building Envelope Improvements (Roof, Window, Ext Wall, etc.)	1,048,000
	Music Equipment Replacement	50,000
	School Choice Enhancement	100,000
Attucks Middle School	Additional computers to close computer gap	82,000
	Single Point of Entry	465,000
	CAT 6 Data port Upgrade	18,000
	Wireless Network Upgrade	103,000
Bair Middle School	CAT 6 Data port Upgrade	26,000
	Wireless Network Upgrade	121,000
Banyan Elementary School	Building Envelope Improvements (Roof, Window, Ext Wall, etc.)	917,000
	HVAC Improvements	128,000
	Single Point of Entry	60,000
	Music Equipment Replacement	50,000
Bayview Elementary School	Additional computers to close computer gap	92,000
	Music Equipment Replacement	50,000
	School Choice Enhancement	100,000
	Technology Infrastructure (Servers, Racks, etc.) Upgrade	65,000
	CAT 6 Data port Upgrade	4,000
	Wireless Network Upgrade	20,000
Bennett Elementary School	Music Equipment Replacement	50,000
Bethune, Mary M. Elementary School	Single Point of Entry	195,000
	Music Equipment Replacement	50,000
Boulevard Heights Elementary School	Additional computers to close computer gap	53,000
	Single Point of Entry	60,000
	CAT 6 Data port Upgrade	4,000
	Wireless Network Upgrade	73,000
Bright Horizons Center	Single Point of Entry	90,000

\* Project expenditures include, but are not limited to, advertising costs during the planning and procurement phase, design costs, construction costs, permitting costs, equipment, and work orders

This is a budget and expenditure activity report, and is not a construction status report. The accompanying introduction and notes are an integral part of this report.

# SMART Program Budget Activity Report

## Remaining Projects Detail Schedule for Quarter Ended September 30, 2016

GOB Referendum Approved by Voters on 11/4/2014 - 22 Months Since Approval

School	Project	Original Budget
Bright Horizons Center	Music Equipment Replacement	50,000
Broadview Elementary School	Music Equipment Replacement	50,000
	School Choice Enhancement	100,000
Broward Estates Elementary School	Music Equipment Replacement	50,000
Capital Budget	Weight Room Renovation	0
Castle Hill Annex	Single Point of Entry	90,000
Castle Hill Elementary School	Building Envelope Improvements (Roof, Window, Ext Wall, etc.)	1,141,000
	Fire Alarm	293,000
	Fire Sprinklers	13,000
	School Choice Enhancement	100,000
Central Park Elementary School	Music Equipment Replacement	50,000
	School Choice Enhancement	100,000
Chapel Trail Elementary School	Fire Alarm	42,000
	Building Envelope Improvements (Roof, Window, Ext Wall, etc.)	1,169,000
	School Choice Enhancement	100,000
Coconut Creek Elementary School	Additional computers to close computer gap	158,000
	Music Equipment Replacement	50,000
	Technology Infrastructure (Servers, Racks, etc.) Upgrade	17,000
	CAT 6 Data port Upgrade	8,000
	Wireless Network Upgrade	76,000
Coconut Creek Senior High School	School Choice Enhancement	100,000
Coconut Palm Elementary School	School Choice Enhancement	100,000
	Fire Alarm	42,000
	CAT 6 Data port Upgrade	3,000
	Wireless Network Upgrade	53,000
Colbert Elementary School	Additional computers to close computer gap	123,000

\* Project expenditures include, but are not limited to, advertising costs during the planning and procurement phase, design costs, construction costs, permitting costs, equipment, and work orders

This is a budget and expenditure activity report, and is not a construction status report. The accompanying introduction and notes are an integral part of this report.

# SMART Program Budget Activity Report

## Remaining Projects Detail Schedule for Quarter Ended September 30, 2016

GOB Referendum Approved by Voters on 11/4/2014 - 22 Months Since Approval

School	Project	Original Budget
Colbert Elementary School	Building Envelope Improvements (Roof, Window, Ext Wall, etc.)	323,000
	HVAC Improvements	368,000
	Safety / Security Upgrade	65,000
	School Choice Enhancement	100,000
	Wireless Network Upgrade	50,000
	CAT 6 Data port Upgrade	8,000
Collins Elementary School	Music Equipment Replacement	50,000
Cooper City Elementary School	Music Equipment Replacement	50,000
	CAT 6 Data port Upgrade	18,000
	Wireless Network Upgrade	47,000
Cooper City Senior High School	Additional computers to close computer gap	54,000
	Technology Infrastructure (Servers, Racks, etc.) Upgrade	24,000
	CAT 6 Data port Upgrade	60,000
	Wireless Network Upgrade	90,000
Coral Cove Elementary School	School Choice Enhancement	100,000
Coral Park Elementary School	Building Envelope Improvements (Roof, Window, Ext Wall, etc.)	266,000
	Health & Safety/Fire Sprinkler Protection Exterior- Replace existing	1,415,000
	Single Point of Entry	195,000
Coral Springs Middle School	Music Equipment Replacement	50,000
	Additional computers to close computer gap	217,000
	Technology Infrastructure (Servers, Racks, etc.) Upgrade	192,000
	CAT 6 Data port Upgrade	23,000
Country Isles Elementary School	Wireless Network Upgrade	65,000
	Fire Alarm	294,000
	HVAC Improvements	104,000
	Media Center improvements	160,000

\* Project expenditures include, but are not limited to, advertising costs during the planning and procurement phase, design costs, construction costs, permitting costs, equipment, and work orders

This is a budget and expenditure activity report, and is not a construction status report. The accompanying introduction and notes are an integral part of this report.

# SMART Program Budget Activity Report

## Remaining Projects Detail Schedule for Quarter Ended September 30, 2016

GOB Referendum Approved by Voters on 11/4/2014 - 22 Months Since Approval

School	Project	Original Budget
Country Isles Elementary School	Technology Infrastructure (Servers, Racks, etc.) Upgrade	137,000
	CAT 6 Data port Upgrade	15,000
	Wireless Network Upgrade	40,000
Cresthaven Elementary School	Music Equipment Replacement	50,000
Croissant Park Elementary School	Music Equipment Replacement	50,000
Cross Creek School	Single Point of Entry	270,000
	Music Equipment Replacement	50,000
Cypress Elementary School	Building Envelope Improvements (Roof, Window, Ext Wall, etc.)	637,564
	Fire Sprinklers	634,000
	Media Center improvements	177,000
	Replace existing classroom unit ventilators (approximately 42) with new unit ventilators, duct and diffusers. Includes all related work including electrical, DDC controls, plumbing, ceiling removal and replacement, test and balance, and replacement of out	1,747,603
	Safety / Security Upgrade	103,000
Cypress Run Education Center	Music Equipment Replacement	50,000
	Single Point of Entry	90,000
	HVAC Improvements	77,000
	Music Equipment Replacement	50,000
	CAT 6 Data port Upgrade	1,000
Dandy, William Middle School	Wireless Network Upgrade	20,000
	HVAC Improvements	533,000
	Single Point of Entry	233,000
	Safety / Security Upgrade	83,000
	Replacement of building 18	59,000
	Building Envelope Improvements (Roof, Window, Ext Wall, etc.)	2,042,000
	Fire Sprinklers	16,000

\* Project expenditures include, but are not limited to, advertising costs during the planning and procurement phase, design costs, construction costs, permitting costs, equipment, and work orders

This is a budget and expenditure activity report, and is not a construction status report. The accompanying introduction and notes are an integral part of this report.



# SMART Program Budget Activity Report

## Remaining Projects Detail Schedule for Quarter Ended September 30, 2016

GOB Referendum Approved by Voters on 11/4/2014 - 22 Months Since Approval

School	Project	Original Budget
Dandy, William Middle School	Fire Alarm	462,000
	School Choice Enhancement	100,000
	Technology Infrastructure (Servers, Racks, etc.) Upgrade	9,000
Dave Thomas Education Center	HVAC Improvements	385,000
	Building Envelope Improvements (Roof, Window, Ext Wall, etc.)	373,000
	Music Equipment Replacement	50,000
	School Choice Enhancement	100,000
	Technology Infrastructure (Servers, Racks, etc.) Upgrade	62,000
	Wireless Network Upgrade	45,000
	Single Point of Entry	90,000
Dave Thomas Education Center-West	Music Equipment Replacement	50,000
	Wireless Network Upgrade	49,000
	CAT 6 Data port Upgrade	13,000
	Building Envelope Improvements (Roof, Window, Ext Wall, etc.)	1,074,000
Davie Elementary School	Fire Sprinklers	685,000
	HVAC Improvements	809,000
	Media Center improvements	235,000
	Safety / Security Upgrade	73,000
	Music Equipment Replacement	50,000
	School Choice Enhancement	100,000
Deerfield Beach Elementary School	Fire Alarm	294,000
	Renovations to Building 1 (Historic)	2,862,000
	Media Center improvements	378,000
	Fire Sprinklers	725,000
	Building Envelope Improvements (Roof, Window, Ext. Wall, etc.)	369,000
	HVAC Improvements	529,000

\* Project expenditures include, but are not limited to, advertising costs during the planning and procurement phase, design costs, construction costs, permitting costs, equipment, and work orders

This is a budget and expenditure activity report, and is not a construction status report. The accompanying introduction and notes are an integral part of this report.

# SMART Program Budget Activity Report

## Remaining Projects Detail Schedule for Quarter Ended September 30, 2016

GOB Referendum Approved by Voters on 11/4/2014 - 22 Months Since Approval

School	Project	Original Budget
Deerfield Beach Elementary School	Music Equipment Replacement	50,000
	School Choice Enhancement	100,000
Deerfield Beach Middle School	Single Point of Entry	465,000
Deerfield Beach Senior High School	Single Point of Entry	540,000
Deerfield Park Elementary School	Single Point of Entry	195,000
	Music Equipment Replacement	50,000
Dillard 6-12 School	Additional computers to close computer gap	199,000
	School Choice Enhancement	100,000
Dillard Elementary School	Music Equipment Replacement	50,000
	CAT 6 Data port Upgrade	14,000
	Wireless Network Upgrade	30,000
Discovery Elementary School	Music Equipment Replacement	50,000
District Wide (Applied Learning)	SMART - Drama Staging, Lighting, & Sound Equipment	900,000
	Music Equipment Replacement	300,000
District Wide (IT Department)	Charter School Technology	1,653,920
Dolphin Bay Elementary School	Additional computers to close computer gap	71,000
	School Choice Enhancement	100,000
	Technology Infrastructure (Servers, Racks, etc.) Upgrade	2,000
	CAT 6 Data port Upgrade	10,000
	Wireless Network Upgrade	74,000
Drew, Charles Elementary School	Fire Sprinklers	694,000
	HVAC Improvements	1,892,000
	Fire Alarm	293,000
	Building Envelope Improvements (Roof, Window, Ext Wall, etc.)	138,000
	Music Equipment Replacement	50,000
Drew, Charles Family Resource Center	School Choice Enhancement	100,000
	Building Envelope Improvements (Roof, Window, Ext Wall, etc.)	1,173,000

\* Project expenditures include, but are not limited to, advertising costs during the planning and procurement phase, design costs, construction costs, permitting costs, equipment, and work orders

This is a budget and expenditure activity report, and is not a construction status report. The accompanying introduction and notes are an integral part of this report.

# SMART Program Budget Activity Report

## Remaining Projects Detail Schedule for Quarter Ended September 30, 2016

GOB Referendum Approved by Voters on 11/4/2014 - 22 Months Since Approval

School	Project	Original Budget
Drew, Charles Family Resource Center	Replacement of building 6	557,000
	Replacement of building 5	575,000
	Replacement of building 3	557,000
	Media Center improvements	191,000
	HVAC Improvements	225,000
	Single Point of Entry	90,000
	Music Equipment Replacement	50,000
	School Choice Enhancement	100,000
	Technology Infrastructure (Servers, Racks, etc.) Upgrade	31,000
	Wireless Network Upgrade	26,000
	CAT 6 Data port Upgrade	11,000
	Driftwood Elementary School	Single Point of Entry
Fire Sprinklers		7,000
Music Equipment Replacement		50,000
Driftwood Middle School	Additional computers to close computer gap	216,000
	HVAC Improvements	1,808,000
	Media Center improvements	293,000
	Fire Sprinklers	18,000
	Electrical Improvements	675,000
	Conversion of Existing Space to Music and/or Art Lab(s)	284,000
	Art Room Renovation and Equipment	85,000
	Safety / Security Upgrade	49,000
	Building Envelope Improvements (Roof, Window, Ext Wall, etc.)	2,332,000
	School Choice Enhancement	100,000
	Technology Infrastructure (Servers, Racks, etc.) Upgrade	8,000
Wireless Network Upgrade	144,000	
CAT 6 Data port Upgrade	17,000	

\* Project expenditures include, but are not limited to, advertising costs during the planning and procurement phase, design costs, construction costs, permitting costs, equipment, and work orders

This is a budget and expenditure activity report, and is not a construction status report. The accompanying introduction and notes are an integral part of this report.

# SMART Program Budget Activity Report

## Remaining Projects Detail Schedule for Quarter Ended September 30, 2016

GOB Referendum Approved by Voters on 11/4/2014 - 22 Months Since Approval

School	Project	Original Budget
Eagle Point Elementary School	Music Equipment Replacement	50,000
Eagle Ridge Elementary School	School Choice Enhancement	100,000
Ely, Blanche Senior High School	School Choice Enhancement	100,000
	Technology Infrastructure (Servers, Racks, etc.) Upgrade	11,000
Embassy Creek Elementary School	Music Room Renovation	136,000
	Art Room Renovation and Equipment	65,000
	Building Envelope Improvements (Roof, Window, Ext Wall, etc.)	770,000
	Conversion of Existing Space to Music and/or Art Lab(s)	339,000
	Fire Alarm	294,000
	HVAC Improvements	1,920,000
	Music Equipment Replacement	50,000
	School Choice Enhancement	100,000
Endeavour Primary Learning Center	Single Point of Entry	195,000
	Wireless Network Upgrade	21,000
Everglades Elementary School	Building Envelope Improvements (Roof, Window, Ext Wall, etc.)	1,033,000
	HVAC Improvements	179,000
	School Choice Enhancement	100,000
Everglades Senior High School	Building Envelope Improvements (Roof, Window, Ext Wall, etc.)	2,794,000
	HVAC Improvements	875,000
	Single Point of Entry	540,000
	Weight Room Renovation	121,000
	School Choice Enhancement	100,000
Falcon Cove Middle School	Additional computers to close computer gap	439,000
	Building Envelope Improvements (Roof, Window, Ext Wall, etc.)	880,000
	HVAC Improvements	315,000

\* Project expenditures include, but are not limited to, advertising costs during the planning and procurement phase, design costs, construction costs, permitting costs, equipment, and work orders

This is a budget and expenditure activity report, and is not a construction status report. The accompanying introduction and notes are an integral part of this report.

# SMART Program Budget Activity Report

## Remaining Projects Detail Schedule for Quarter Ended September 30, 2016

GOB Referendum Approved by Voters on 11/4/2014 - 22 Months Since Approval

School	Project	Original Budget
Falcon Cove Middle School	CR Addition to allow for removal of portable buildings	9,546,000
	Music Equipment Replacement	100,000
	School Choice Enhancement	100,000
	Technology Infrastructure (Servers, Racks, etc.) Upgrade	111,000
	CAT 6 Data port Upgrade	28,000
Flamingo Elementary School	Building Envelope Improvements (Roof, Window, Ext Wall, etc.)	227,000
	HVAC Improvements	1,443,000
	Media Center improvements	285,000
	Music Equipment Replacement	50,000
	School Choice Enhancement	100,000
Flanagan, Charles W. Senior High School	Weight Room Renovation	121,000
	Building Envelope Improvements (Roof, Window, Ext Wall, etc.)	1,357,000
	CR Addition to allow for removal of portable buildings	6,124,000
	HVAC Improvements	1,052,000
	School Choice Enhancement	100,000
Floranada Elementary School	HVAC Improvements	58,000
	Music Equipment Replacement	50,000
Forest Glen Middle School	Additional computers to close computer gap	253,000
	Building Envelope Improvements (Roof, Window, Ext Wall, etc.)	2,690,000
	Fire Sprinklers	16,000
	HVAC Improvements	2,483,000
	Single Point of Entry	233,000
	School Choice Enhancement	100,000
	Technology Infrastructure (Servers, Racks, etc.) Upgrade	209,000
	CAT 6 Data port Upgrade	21,000

\* Project expenditures include, but are not limited to, advertising costs during the planning and procurement phase, design costs, construction costs, permitting costs, equipment, and work orders

This is a budget and expenditure activity report, and is not a construction status report. The accompanying introduction and notes are an integral part of this report.

# SMART Program Budget Activity Report

## Remaining Projects Detail Schedule for Quarter Ended September 30, 2016

GOB Referendum Approved by Voters on 11/4/2014 - 22 Months Since Approval

School	Project	Original Budget
Forest Glen Middle School	Wireless Network Upgrade	60,000
Forest Hills Elementary School	Additional computers to close computer gap	50,000
	Building Envelope Improvements (Roof, Window, Ext Wall, etc.)	1,071,000
	Media Center improvements	184,000
	Fire Sprinklers	81,000
	Music Equipment Replacement	50,000
	CAT 6 Data port Upgrade	9,000
	Wireless Network Upgrade	76,000
Fort Lauderdale Senior High School	Building Envelope Improvements (Roof, Window, Ext Wall, etc.)	556,000
	Electrical Improvements	692,000
	HVAC Improvements	1,161,000
	School Choice Enhancement	100,000
	Technology Infrastructure (Servers, Racks, etc.) Upgrade	9,000
	CAT 6 Data port Upgrade	50,000
	Wireless Network Upgrade	87,000
Fox Trail Elementary School	Art Room Renovation and Equipment	65,000
	Music Room Renovation	136,000
	HVAC Improvements	76,000
	Conversion of Existing Space to Music and/or Art Lab(s)	339,000
	Building Envelope Improvements (Roof, Window, Ext Wall, etc.)	154,000
	School Choice Enhancement	100,000
Gator Run Elementary School	Art Room Renovation and Equipment	65,000
	Building Envelope Improvements (Roof, Window, Ext Wall, etc.)	1,428,000
	Conversion of Existing Space to Music and/or Art Lab(s)	339,000
	HVAC Improvements	603,000

\* Project expenditures include, but are not limited to, advertising costs during the planning and procurement phase, design costs, construction costs, permitting costs, equipment, and work orders

This is a budget and expenditure activity report, and is not a construction status report. The accompanying introduction and notes are an integral part of this report.

# SMART Program Budget Activity Report

## Remaining Projects Detail Schedule for Quarter Ended September 30, 2016

GOB Referendum Approved by Voters on 11/4/2014 - 22 Months Since Approval

School	Project	Original Budget
Gator Run Elementary School	Music Room Renovation	136,000
	Music Equipment Replacement	50,000
	School Choice Enhancement	100,000
Glades Middle School	Additional computers to close computer gap	281,000
	HVAC Improvements	308,000
	Building Envelope Improvements (Roof, Window, Ext Wall, etc.)	78,000
	School Choice Enhancement	100,000
Griffin Elementary School	CAT 6 Data port Upgrade	25,000
	Music Equipment Replacement	50,000
Gulfstream Middle School	Additional computers to close computer gap	46,000
	Fire Alarm	487,000
	Replacement of building 4	82,000
	Music Room Renovation	521,000
	Media Center improvements	157,000
	HVAC Improvements	1,689,000
	Building Envelope Improvements (Roof, Window, Ext Wall, etc.)	1,119,000
	Art Room Renovation and Equipment	85,000
	Single Point of Entry	75,000
	Conversion of Existing Space to Music and/or Art Lab(s)	606,000
	Music Equipment Replacement	100,000
School Choice Enhancement	100,000	
Hallandale Adult & Community Center	Wireless Network Upgrade	89,000
	Replacement of building 12	267,000
	Safety / Security Upgrade	131,000
	Replacement of building 7	270,000
	Replacement of building 1	436,000
	Media Center improvements	133,000

\* Project expenditures include, but are not limited to, advertising costs during the planning and procurement phase, design costs, construction costs, permitting costs, equipment, and work orders

This is a budget and expenditure activity report, and is not a construction status report. The accompanying introduction and notes are an integral part of this report.

# SMART Program Budget Activity Report

## Remaining Projects Detail Schedule for Quarter Ended September 30, 2016

GOB Referendum Approved by Voters on 11/4/2014 - 22 Months Since Approval

School	Project	Original Budget
Hallandale Adult & Community Center	Fire Sprinklers	692,000
	Electrical Improvements	319,000
	Building Envelope Improvements (Roof, Window, Ext Wall, etc.)	199,700
	Replacement of building 9	1,301,000
	HVAC Improvements	1,413,000
	Music Equipment Replacement	50,000
	School Choice Enhancement	100,000
Hallandale Senior High School	Additional computers to close computer gap	245,000
	Technology Infrastructure (Servers, Racks, etc.) Upgrade	9,000
	CAT 6 Data port Upgrade	25,000
	Wireless Network Upgrade	127,000
Harbordale Elementary School	Music Equipment Replacement	50,000
Hawkes Bluff Elementary School	School Choice Enhancement	100,000
Hollywood Central Elementary School	Music Equipment Replacement	50,000
Hollywood Hills Elementary School	Single Point of Entry	195,000
	Music Equipment Replacement	50,000
	CAT 6 Data port Upgrade	19,000
	Wireless Network Upgrade	107,000
Hollywood Hills Senior High School	Safety / Security Upgrade	47,000
	School Choice Enhancement	100,000
	Technology Infrastructure (Servers, Racks, etc.) Upgrade	64,000
	Wireless Network Upgrade	199,000
	CAT 6 Data port Upgrade	36,000
Hollywood Park Elementary School	Music Equipment Replacement	50,000
	School Choice Enhancement	100,000
Horizon Elementary School	Single Point of Entry	60,000
	Music Equipment Replacement	50,000

\* Project expenditures include, but are not limited to, advertising costs during the planning and procurement phase, design costs, construction costs, permitting costs, equipment, and work orders

This is a budget and expenditure activity report, and is not a construction status report. The accompanying introduction and notes are an integral part of this report.



# SMART Program Budget Activity Report

## Remaining Projects Detail Schedule for Quarter Ended September 30, 2016

GOB Referendum Approved by Voters on 11/4/2014 - 22 Months Since Approval

School	Project	Original Budget
Hunt, James S. Elementary School	Music Equipment Replacement	50,000
Indian Ridge Middle School	Additional computers to close computer gap	245,000
Indian Trace Elementary School	Technology Infrastructure (Servers, Racks, etc.) Upgrade	52,000
	CAT 6 Data port Upgrade	14,000
	Wireless Network Upgrade	32,000
King, Martin Luther (Dr. Martin Luther King, Jr. Montessori Academy)	Building Envelope Improvements (Roof, Window, Ext Wall, etc.)	86,000
	Fire Sprinklers	762,000
	Music Equipment Replacement	50,000
	CAT 6 Data port Upgrade	14,000
Lake Forest Elementary School	Wireless Network Upgrade	35,000
	Additional computers to close computer gap	169,000
	Building Envelope Improvements (Roof, Window, Ext Wall, etc.)	1,198,000
	HVAC Improvements	715,000
Lanier-James Education Center	Single Point of Entry	195,000
	School Choice Enhancement	100,000
	Technology Infrastructure (Servers, Racks, etc.) Upgrade	17,000
	CAT 6 Data port Upgrade	8,000
	Wireless Network Upgrade	37,000
	Music Equipment Replacement	50,000
Larkdale Elementary School	School Choice Enhancement	100,000
	Wireless Network Upgrade	53,000
	CAT 6 Data port Upgrade	9,000
Lauderdale Lakes Middle School	Single Point of Entry	60,000
	Wireless Network Upgrade	28,000
	CAT 6 Data port Upgrade	12,000
Lauderdale Lakes Middle School	Additional computers to close computer gap	112,000
	School Choice Enhancement	100,000

\* Project expenditures include, but are not limited to, advertising costs during the planning and procurement phase, design costs, construction costs, permitting costs, equipment, and work orders

This is a budget and expenditure activity report, and is not a construction status report. The accompanying introduction and notes are an integral part of this report.

# SMART Program Budget Activity Report

## Remaining Projects Detail Schedule for Quarter Ended September 30, 2016

GOB Referendum Approved by Voters on 11/4/2014 - 22 Months Since Approval

School	Project	Original Budget
Lauderdale Lakes Middle School	Technology Infrastructure (Servers, Racks, etc.) Upgrade	9,000
	CAT 6 Data port Upgrade	3,000
	Wireless Network Upgrade	42,000
Lauderdale Manors Early Learning and Resource Center	Music Equipment Replacement	50,000
	School Choice Enhancement	100,000
	CAT 6 Data port Upgrade	11,000
Lauderhill 6-12 School	Roof repairs, new elevator, remodel mezzanine, covered walkway, gym lights	1,868,000
	Weight Room Renovation	121,000
	Single Point of Entry	270,000
	Fire Alarm	461,000
	Fire Sprinklers	1,218,000
	HVAC Improvements	1,879,000
	Media Center improvements	579,000
	School Choice Enhancement	100,000
	Technology Infrastructure (Servers, Racks, etc.) Upgrade	17,000
	CAT 6 Data port Upgrade	16,000
Liberty Elementary School	Wireless Network Upgrade	99,000
	HVAC Improvements	65,000
Lloyd Estates Elementary School	Building Envelope Improvements (Roof, Window, Ext Wall, etc.)	625,000
	HVAC Improvements	870,000
	Media Center improvements	184,000
	Fire Sprinklers	280,000
	Fire Alarm	293,000
	Music Equipment Replacement	50,000
	School Choice Enhancement	100,000
Manatee Bay Elementary School	Music Equipment Replacement	50,000

\* Project expenditures include, but are not limited to, advertising costs during the planning and procurement phase, design costs, construction costs, permitting costs, equipment, and work orders

This is a budget and expenditure activity report, and is not a construction status report. The accompanying introduction and notes are an integral part of this report.

# SMART Program Budget Activity Report

## Remaining Projects Detail Schedule for Quarter Ended September 30, 2016

GOB Referendum Approved by Voters on 11/4/2014 - 22 Months Since Approval

School	Project	Original Budget
Maplewood Elementary School	School Choice Enhancement	100,000
Margate Elementary School	Music Equipment Replacement	50,000
Margate Middle School	Additional computers to close computer gap	146,000
	Electrical Improvements	371,000
	Single Point of Entry	233,000
	Safety / Security Upgrade	57,000
	Media Center improvements	543,000
	HVAC Improvements	1,135,000
	Fire Alarm	461,000
	Conversion of Existing Space to Music and/or Art Lab(s)	284,000
	Building Envelope Improvements (Roof, Window, Ext Wall, etc.)	4,288,000
	Art Room Renovation and Equipment	85,000
	Fire Sprinklers	1,412,000
	Music Equipment Replacement	100,000
	School Choice Enhancement	100,000
	Technology Infrastructure (Servers, Racks, etc.) Upgrade	4,000
Markham, C. Robert Elementary School	Music Equipment Replacement	50,000
McArthur Senior High School	Additional computers to close computer gap	263,000
	Single Point of Entry	540,000
	Technology Infrastructure (Servers, Racks, etc.) Upgrade	26,000
	CAT 6 Data port Upgrade	27,000
	Wireless Network Upgrade	164,000
McFatter Technical College	Fire Sprinklers	292,000
	Media Center improvements	151,000
	Safety / Security Upgrade	56,000
	HVAC repairs to include buildings 1,2,4,5.	3,296,000
	Electrical Improvements	577,000

\* Project expenditures include, but are not limited to, advertising costs during the planning and procurement phase, design costs, construction costs, permitting costs, equipment, and work orders

This is a budget and expenditure activity report, and is not a construction status report. The accompanying introduction and notes are an integral part of this report.

# SMART Program Budget Activity Report

## Remaining Projects Detail Schedule for Quarter Ended September 30, 2016

GOB Referendum Approved by Voters on 11/4/2014 - 22 Months Since Approval

School	Project	Original Budget
McFatter Technical College	Building Envelope Improvements (Roof, Window, Ext Wall, etc.)	2,280,000
	Fire Alarm	672,000
	School Choice Enhancement	100,000
McFatter Technical, Broward Fire Academy	Building Envelope Improvements (Roof, Window, Ext Wall, etc.)	149,000
	Fire Sprinklers	107,000
	Technology Infrastructure (Servers, Racks, etc.) Upgrade	13,000
McNab Elementary School	Building Envelope Improvements (Roof, Window, Ext Wall, etc.)	978,000
	HVAC Improvements	317,000
	Music Equipment Replacement	50,000
	School Choice Enhancement	101,000
	Wireless Network Upgrade	39,000
McNicol Middle School	CAT 6 Data port Upgrade	13,000
	Building Envelope Improvements (Roof, Window, Ext Wall, etc.)	276,000
	Fire Sprinklers	21,000
	Single Point of Entry	233,000
	Wireless Network Upgrade	46,000
Meadowbrook Elementary School	CAT 6 Data port Upgrade	19,000
	Music Equipment Replacement	50,000
Miramar Elementary School	School Choice Enhancement	100,000
	Technology Infrastructure (Servers, Racks, etc.) Upgrade	17,000
Miramar Senior High School	Single Point of Entry	540,000
Mirror Lake Elementary School	Building Envelope Improvements (Roof, Window, Ext Wall, etc.)	963,000
	Fire Sprinklers	225,000
	Media Center improvements	175,000

\* Project expenditures include, but are not limited to, advertising costs during the planning and procurement phase, design costs, construction costs, permitting costs, equipment, and work orders

This is a budget and expenditure activity report, and is not a construction status report. The accompanying introduction and notes are an integral part of this report.

# SMART Program Budget Activity Report

## Remaining Projects Detail Schedule for Quarter Ended September 30, 2016

GOB Referendum Approved by Voters on 11/4/2014 - 22 Months Since Approval

School	Project	Original Budget
Mirror Lake Elementary School	HVAC Improvements	357,000
	Music Equipment Replacement	50,000
	School Choice Enhancement	100,000
	Wireless Network Upgrade	70,000
	CAT 6 Data port Upgrade	15,000
Monarch Senior High School	Track Resurfacing	300,000
Morrow Elementary School	Additional computers to close computer gap	71,000
	Fire Sprinkler Protection and Fire Alarm	1,564,648
	HVAC Improvements	211,000
	Electrical Improvements	322,000
	Single Point of Entry	60,000
	Music Equipment Replacement	50,000
	School Choice Enhancement	100,000
	Wireless Network Upgrade	77,000
	CAT 6 Data port Upgrade	13,000
	New Renaissance Middle School	Additional computers to close computer gap
Wireless Network Upgrade		116,000
CAT 6 Data port Upgrade		21,000
New River Middle School	Additional computers to close computer gap	244,000
	Wireless Network Upgrade	50,000
	CAT 6 Data port Upgrade	18,000
Nob Hill Elementary School	Music Equipment Replacement	50,000
Norcrest Elementary School	Media Center improvements	294,000
	Building Envelope Improvements (Roof, Window, Ext Wall, etc.)	496,000
	HVAC Improvements	1,320,000
	Music Equipment Replacement	50,000
North Andrews Gardens Elementary School	Single Point of Entry	60,000

\* Project expenditures include, but are not limited to, advertising costs during the planning and procurement phase, design costs, construction costs, permitting costs, equipment, and work orders

This is a budget and expenditure activity report, and is not a construction status report. The accompanying introduction and notes are an integral part of this report.

# SMART Program Budget Activity Report

## Remaining Projects Detail Schedule for Quarter Ended September 30, 2016

GOB Referendum Approved by Voters on 11/4/2014 - 22 Months Since Approval

School	Project	Original Budget
North Andrews Gardens Elementary School	Fire Sprinklers	18,000
	Music Equipment Replacement	50,000
North Fork Elementary School	Building Envelope Improvements (Roof, Window, Ext Wall, etc.)	942,000
	Fire Sprinklers	324,000
	HVAC Improvements	667,000
	Music Equipment Replacement	50,000
	School Choice Enhancement	100,000
	CAT 6 Data port Upgrade	24,000
	Wireless Network Upgrade	31,000
North Lauderdale Elementary School	Additional computers to close computer gap	91,000
	HVAC Improvements	120,000
	Fire Sprinklers	795,000
	Fire Alarm	294,000
	Building Envelope Improvements (Roof, Window, Ext Wall, etc.)	78,000
	Music Equipment Replacement	50,000
	School Choice Enhancement	100,000
	Technology Infrastructure (Servers, Racks, etc.) Upgrade	66,000
	CAT 6 Data port Upgrade	12,000
	Wireless Network Upgrade	85,000
North Side Elementary School	Additional computers to close computer gap	81,000
	Single Point of Entry	60,000
	Building Envelope Improvements (Roof, Window, Ext Wall, etc.)	948,000
	HVAC Improvements	748,000
	Music Equipment Replacement	50,000
	School Choice Enhancement	100,000

\* Project expenditures include, but are not limited to, advertising costs during the planning and procurement phase, design costs, construction costs, permitting costs, equipment, and work orders

This is a budget and expenditure activity report, and is not a construction status report. The accompanying introduction and notes are an integral part of this report.

# SMART Program Budget Activity Report

## Remaining Projects Detail Schedule for Quarter Ended September 30, 2016

GOB Referendum Approved by Voters on 11/4/2014 - 22 Months Since Approval

School	Project	Original Budget
North Side Elementary School	CAT 6 Data port Upgrade	5,000
	Wireless Network Upgrade	24,000
Northeast Senior High School	Music Equipment Replacement	300,000
Nova Blanche Forman Elementary School	Single Point of Entry	195,000
	Music Equipment Replacement	50,000
Nova Dwight D Eisenhower Elementary School	Additional computers to close computer gap	48,000
	Single Point of Entry	195,000
	Music Equipment Replacement	50,000
	Technology Infrastructure (Servers, Racks, etc.) Upgrade	8,000
	CAT 6 Data port Upgrade	15,000
	Wireless Network Upgrade	73,000
	Nova Middle School	Fire Sprinklers
Nova Middle School	HVAC Improvements	746,000
	Conversion of Existing Space to Music and/or Art Lab(s)	284,000
	Art Room Renovation and Equipment	85,000
	Building Envelope Improvements (Roof, Window, Ext Wall, etc.)	1,487,000
	Music Equipment Replacement	100,000
	School Choice Enhancement	100,000
	Nova Senior High School	HVAC Improvements
Nova Senior High School	Weight Room Renovation	121,000
	STEM Lab improvements	1,689,000
	Single Point of Entry	270,000
	Safety / Security Upgrade	570,000
	Art Room Renovation and Equipment	110,000
	Media Center improvements	543,000
	Fire Alarm	1,259,000

\* Project expenditures include, but are not limited to, advertising costs during the planning and procurement phase, design costs, construction costs, permitting costs, equipment, and work orders

This is a budget and expenditure activity report, and is not a construction status report. The accompanying introduction and notes are an integral part of this report.

# SMART Program Budget Activity Report

## Remaining Projects Detail Schedule for Quarter Ended September 30, 2016

GOB Referendum Approved by Voters on 11/4/2014 - 22 Months Since Approval

School	Project	Original Budget
Nova Senior High School	Electrical Improvements	2,642,000
	Building Envelope Improvements (Roof, Window, Ext Wall, etc.)	3,544,000
	Music Room Renovation	713,000
Oakland Park Elementary School	Electrical Improvements	845,000
	Building Envelope Improvements (Roof, Window, Ext Wall, etc.)	975,000
	Fire Alarm	50,000
	HVAC Improvements	1,191,000
	Music Equipment Replacement	50,000
	School Choice Enhancement	100,000
Oakridge Elementary School	Music Equipment Replacement	50,000
Olsen Middle School	Additional computers to close computer gap	125,000
	HVAC Improvements	3,248,000
	Single Point of Entry	233,000
	Media Center improvements	203,000
	Fire Sprinklers	19,000
	Electrical Improvements	268,000
	Building Envelope Improvements (Roof, Window, Ext Wall, etc.)	3,129,000
	Safety / Security Upgrade	206,000
	School Choice Enhancement	100,000
	Technology Infrastructure (Servers, Racks, etc.) Upgrade	54,000
	Wireless Network Upgrade	130,000
Orange Brook Elementary School	Music Equipment Replacement	50,000
Oriole Elementary School	Building Envelope Improvements (Roof, Window, Ext Wall, etc.)	813,000
	Fire Sprinklers	11,000

\* Project expenditures include, but are not limited to, advertising costs during the planning and procurement phase, design costs, construction costs, permitting costs, equipment, and work orders

This is a budget and expenditure activity report, and is not a construction status report. The accompanying introduction and notes are an integral part of this report.



# SMART Program Budget Activity Report

## Remaining Projects Detail Schedule for Quarter Ended September 30, 2016

GOB Referendum Approved by Voters on 11/4/2014 - 22 Months Since Approval

School	Project	Original Budget
Oriole Elementary School	Fire Alarm	293,000
	School Choice Enhancement	100,000
Palm Cove Elementary School	Additional computers to close computer gap	144,000
	Building Envelope Improvements (Roof, Window, Ext Wall, etc.)	1,572,000
	HVAC Improvements	640,000
	School Choice Enhancement	100,000
	Technology Infrastructure (Servers, Racks, etc.) Upgrade	30,000
	CAT 6 Data port Upgrade	21,000
	Wireless Network Upgrade	93,000
Palmview Elementary School	Music Equipment Replacement	50,000
Park Lakes Elementary School	Building Envelope Improvements (Roof, Window, Ext Wall, etc.)	131,000
	Fire Sprinklers	103,000
	Technology Infrastructure (Servers, Racks, etc.) Upgrade	34,000
	CAT 6 Data port Upgrade	12,000
	Wireless Network Upgrade	110,000
Park Trails Elementary School	Technology Infrastructure (Servers, Racks, etc.) Upgrade	23,000
Parkway Middle School	HVAC Improvements	1,036,000
	Media Center improvements	337,000
	Fire Sprinklers	45,000
	School Choice Enhancement	100,000
	Technology Infrastructure (Servers, Racks, etc.) Upgrade	9,000
	Wireless Network Upgrade	149,000
	CAT 6 Data port Upgrade	30,000
Pasadena Lakes Elementary School	Additional computers to close computer gap	59,000
	School Choice Enhancement	100,000
	Technology Infrastructure (Servers, Racks, etc.) Upgrade	17,000
	CAT 6 Data port Upgrade	12,000

\* Project expenditures include, but are not limited to, advertising costs during the planning and procurement phase, design costs, construction costs, permitting costs, equipment, and work orders

This is a budget and expenditure activity report, and is not a construction status report. The accompanying introduction and notes are an integral part of this report.

# SMART Program Budget Activity Report

## Remaining Projects Detail Schedule for Quarter Ended September 30, 2016

GOB Referendum Approved by Voters on 11/4/2014 - 22 Months Since Approval

School	Project	Original Budget
Pasadena Lakes Elementary School	Wireless Network Upgrade	81,000
Pembroke Lakes Elementary School	Media Center improvements	277,000
	HVAC Improvements	963,000
	Fire Alarm	294,000
	Building Envelope Improvements (Roof, Window, Ext Wall, etc.)	1,020,000
	School Choice Enhancement	100,000
Pembroke Pines Elementary School	HVAC Improvements	2,195,000
	Safety / Security Upgrade	134,000
	Media Center improvements	281,000
	Building Envelope Improvements (Roof, Window, Ext Wall, etc.)	1,062,000
	Electrical Improvements	237,000
	Music Equipment Replacement	50,000
	School Choice Enhancement	100,000
Perry, Henry D. Middle School	Additional computers to close computer gap	64,000
	Technology Infrastructure (Servers, Racks, etc.) Upgrade	9,000
Peters Elementary School	Music Equipment Replacement	50,000
Pine Ridge Education Center	Music Equipment Replacement	50,000
	School Choice Enhancement	100,000
	CAT 6 Data port Upgrade	3,000
	Wireless Network Upgrade	16,000
Pines Middle School	Additional computers to close computer gap	244,000
	Music Equipment Replacement	100,000
	CAT 6 Data port Upgrade	18,000
Pinewood Elementary School	Additional computers to close computer gap	88,000
	Building Envelope Improvements (Roof, Window, Ext Wall, etc.)	862,000
	Fire Sprinklers	732,000

\* Project expenditures include, but are not limited to, advertising costs during the planning and procurement phase, design costs, construction costs, permitting costs, equipment, and work orders

This is a budget and expenditure activity report, and is not a construction status report. The accompanying introduction and notes are an integral part of this report.

# SMART Program Budget Activity Report

## Remaining Projects Detail Schedule for Quarter Ended September 30, 2016

GOB Referendum Approved by Voters on 11/4/2014 - 22 Months Since Approval

School	Project	Original Budget
Pinewood Elementary School	HVAC Improvements	122,000
	Media Center improvements	192,000
	Music Equipment Replacement	50,000
	Technology Infrastructure (Servers, Racks, etc.) Upgrade	8,000
	CAT 6 Data port Upgrade	14,000
	Wireless Network Upgrade	90,000
Pioneer Middle School	Building Envelope Improvements (Roof, Window, Ext Wall, etc.)	2,018,000
	Safety / Security Upgrade	86,000
	Media Center improvements	633,000
	HVAC Improvements	4,011,000
	School Choice Enhancement	100,000
	Track Resurfacing	70,000
Piper Senior High School	Music Equipment Replacement	300,000
Plantation Elementary School	Additional computers to close computer gap	92,000
	Music Equipment Replacement	50,000
	School Choice Enhancement	100,000
	Technology Infrastructure (Servers, Racks, etc.) Upgrade	8,000
	CAT 6 Data port Upgrade	12,000
	Wireless Network Upgrade	76,000
Plantation Middle School	Additional computers to close computer gap	139,000
	Music Equipment Replacement	100,000
	School Choice Enhancement	100,000
	Technology Infrastructure (Servers, Racks, etc.) Upgrade	2,000
	CAT 6 Data port Upgrade	16,000
	Wireless Network Upgrade	122,000
Plantation Park Elementary School	Additional computers to close computer gap	90,000
	Music Equipment Replacement	50,000

\* Project expenditures include, but are not limited to, advertising costs during the planning and procurement phase, design costs, construction costs, permitting costs, equipment, and work orders

This is a budget and expenditure activity report, and is not a construction status report. The accompanying introduction and notes are an integral part of this report.

# SMART Program Budget Activity Report

## Remaining Projects Detail Schedule for Quarter Ended September 30, 2016

GOB Referendum Approved by Voters on 11/4/2014 - 22 Months Since Approval

School	Project	Original Budget
Plantation Park Elementary School	Technology Infrastructure (Servers, Racks, etc.) Upgrade	47,000
	CAT 6 Data port Upgrade	14,000
	Wireless Network Upgrade	58,000
Plantation Senior High School	Music Equipment Replacement	300,000
	Technology Infrastructure (Servers, Racks, etc.) Upgrade	9,000
	Track Resurfacing	300,000
Pompano Beach Elementary School	Music Equipment Replacement	50,000
	School Choice Enhancement	100,000
Pompano Beach Middle School	Additional computers to close computer gap	170,000
Pompano Beach Senior High School	Single Point of Entry	270,000
Quiet Waters Elementary School	Music Equipment Replacement	50,000
	School Choice Enhancement	100,000
	CAT 6 Data port Upgrade	15,000
	Wireless Network Upgrade	57,000
Ramblewood Elementary School	School Choice Enhancement	100,000
Ramblewood Middle School	Additional computers to close computer gap	183,000
	Building Envelope Improvements (Roof, Window, Ext Wall, etc.)	2,157,000
	Safety / Security Upgrade	50,000
	Media Center improvements	456,000
	HVAC Improvements	222,000
	Fire Sprinklers	1,207,000
	Electrical Improvements	452,000
	Music Equipment Replacement	100,000
	School Choice Enhancement	100,000
	Technology Infrastructure (Servers, Racks, etc.) Upgrade	170,000
Wireless Network Upgrade	58,000	
	CAT 6 Data port Upgrade	10,000

\* Project expenditures include, but are not limited to, advertising costs during the planning and procurement phase, design costs, construction costs, permitting costs, equipment, and work orders

This is a budget and expenditure activity report, and is not a construction status report. The accompanying introduction and notes are an integral part of this report.

# SMART Program Budget Activity Report

## Remaining Projects Detail Schedule for Quarter Ended September 30, 2016

GOB Referendum Approved by Voters on 11/4/2014 - 22 Months Since Approval

School	Project	Original Budget
Rickards, James S. Middle School	Additional computers to close computer gap	200,000
	School Choice Enhancement	100,000
	Technology Infrastructure (Servers, Racks, etc.) Upgrade	17,000
	CAT 6 Data port Upgrade	7,000
	Wireless Network Upgrade	99,000
Riverglades Elementary School	Fire Alarm	294,000
	HVAC Improvements	578,000
	Fire Sprinklers	783,000
	Building Envelope Improvements (Roof, Window, Ext Wall, etc.)	1,015,000
	School Choice Enhancement	100,000
	Wireless Network Upgrade	43,000
	CAT 6 Data port Upgrade	16,000
Riverland Elementary School	Music Equipment Replacement	50,000
	CAT 6 Data port Upgrade	19,000
	Wireless Network Upgrade	25,000
Rock Island Elementary School	Building Envelope Improvements (Roof, Window, Ext Wall, etc.)	983,000
	HVAC Improvements	251,000
	Music Equipment Replacement	50,000
Royal Palm Elementary School	Fire Sprinklers	758,000
	Single Point of Entry	195,000
	HVAC Improvements	728,000
	Fire Alarm	294,000
	Building Envelope Improvements (Roof, Window, Ext Wall, etc.)	1,663,000
	Media Center improvements	190,000
School Choice Enhancement	100,000	
Sanders Park Elementary School	Additional computers to close computer gap	116,000

\* Project expenditures include, but are not limited to, advertising costs during the planning and procurement phase, design costs, construction costs, permitting costs, equipment, and work orders

This is a budget and expenditure activity report, and is not a construction status report. The accompanying introduction and notes are an integral part of this report.

# SMART Program Budget Activity Report

## Remaining Projects Detail Schedule for Quarter Ended September 30, 2016

GOB Referendum Approved by Voters on 11/4/2014 - 22 Months Since Approval

School	Project	Original Budget
Sanders Park Elementary School	Single Point of Entry	195,000
	Music Equipment Replacement	50,000
Sandpiper Elementary School	Fire Alarm	319,000
	Single Point of Entry	195,000
	HVAC Improvements	150,000
	Music Equipment Replacement	50,000
Sawgrass Elementary School	Music Equipment Replacement	50,000
Sawgrass Springs Middle School	Additional computers to close computer gap	188,000
	Building Envelope Improvements (Roof, Window, Ext Wall, etc.)	2,876,000
	Single Point of Entry	233,000
	HVAC Improvements	2,577,000
	Fire Alarm	420,000
	Fire Sprinklers	13,000
	School Choice Enhancement	100,000
Sea Castle Elementary School	Additional computers to close computer gap	162,000
	Technology Infrastructure (Servers, Racks, etc.) Upgrade	26,000
	CAT 6 Data port Upgrade	20,000
	Wireless Network Upgrade	91,000
Seagull Alternative High School	Building Envelope Improvements (Roof, Window, Ext Wall, etc.)	330,000
	HVAC Improvements	171,000
	Fire Alarm	252,000
	Fire Sprinklers	392,000
	Music Equipment Replacement	50,000
	Technology Infrastructure (Servers, Racks, etc.) Upgrade	26,000
	Wireless Network Upgrade	89,000
Seminole Middle School	CAT 6 Data port Upgrade	11,000
	Additional computers to close computer gap	204,000

\* Project expenditures include, but are not limited to, advertising costs during the planning and procurement phase, design costs, construction costs, permitting costs, equipment, and work orders

This is a budget and expenditure activity report, and is not a construction status report. The accompanying introduction and notes are an integral part of this report.

# SMART Program Budget Activity Report

## Remaining Projects Detail Schedule for Quarter Ended September 30, 2016

GOB Referendum Approved by Voters on 11/4/2014 - 22 Months Since Approval

School	Project	Original Budget
Seminole Middle School	Single Point of Entry	233,000
	Technology Infrastructure (Servers, Racks, etc.) Upgrade	196,000
	Track Resurfacing	70,000
	CAT 6 Data port Upgrade	9,000
	Wireless Network Upgrade	47,000
Sheridan Hills Elementary School	Music Equipment Replacement	50,000
	School Choice Enhancement	100,000
	CAT 6 Data port Upgrade	8,000
	Wireless Network Upgrade	60,000
Sheridan Park Elementary School	Music Equipment Replacement	50,000
Silver Lakes Elementary School	Building Envelope Improvements (Roof, Window, Ext Wall, etc.)	588,000
	HVAC Improvements	156,000
	School Choice Enhancement	100,000
Silver Lakes Middle School	Additional computers to close computer gap	65,000
	Technology Infrastructure (Servers, Racks, etc.) Upgrade	17,000
	CAT 6 Data port Upgrade	22,000
	Wireless Network Upgrade	45,000
Silver Palms Elementary School	CAT 6 Data port Upgrade	7,000
	Wireless Network Upgrade	47,000
Silver Ridge Elementary School	Building Envelope Improvements (Roof, Window, Ext Wall, etc.)	207,000
	HVAC Improvements	1,751,000
	Music Equipment Replacement	50,000
	School Choice Enhancement	100,000
Silver Shores Elementary School	Additional computers to close computer gap	83,000
	HVAC Improvements	144,000
	Building Envelope Improvements (Roof, Window, Ext Wall, etc.)	890,000

\* Project expenditures include, but are not limited to, advertising costs during the planning and procurement phase, design costs, construction costs, permitting costs, equipment, and work orders

This is a budget and expenditure activity report, and is not a construction status report. The accompanying introduction and notes are an integral part of this report.

# SMART Program Budget Activity Report

## Remaining Projects Detail Schedule for Quarter Ended September 30, 2016

GOB Referendum Approved by Voters on 11/4/2014 - 22 Months Since Approval

School	Project	Original Budget
Silver Shores Elementary School	Technology Infrastructure (Servers, Racks, etc.) Upgrade	30,000
	CAT 6 Data port Upgrade	8,000
	Wireless Network Upgrade	74,000
Silver Trail Middle School	HVAC Improvements	1,446,000
	Re-roofing of existing Buildings #1 and #2. The intent of this project is to provide for a complete and compliant turn-key roofing job in accordance with design criteria and building codes. Include all demolition and disposal of roofing materials. Furn	3,581,000
	Single Point of Entry	233,000
	Music Equipment Replacement	100,000
South Broward Senior High School	Additional computers to close computer gap	421,000
	STEM Lab improvements	462,000
	HVAC Improvements	1,117,000
	Fire Sprinklers	48,000
	Electrical Improvements	1,498,000
	Building Envelope Improvements (Roof, Window, Ext Wall, etc.)	2,290,000
	Weight Room Renovation	121,000
	ADA renovations related to educational adequacy	25,000
	Safety / Security Upgrade	242,000
	Single Point of Entry	270,000
South Plantation Senior High School	School Choice Enhancement	100,000
	CAT 6 Data port Upgrade	21,000
	Wireless Network Upgrade	160,000
Stephen Foster Elementary School	Single Point of Entry	540,000
	Music Equipment Replacement	300,000
Stephen Foster Elementary School	Music Equipment Replacement	50,000
	CAT 6 Data port Upgrade	18,000

\* Project expenditures include, but are not limited to, advertising costs during the planning and procurement phase, design costs, construction costs, permitting costs, equipment, and work orders

This is a budget and expenditure activity report, and is not a construction status report. The accompanying introduction and notes are an integral part of this report.



# SMART Program Budget Activity Report

## Remaining Projects Detail Schedule for Quarter Ended September 30, 2016

GOB Referendum Approved by Voters on 11/4/2014 - 22 Months Since Approval

School	Project	Original Budget
Stephen Foster Elementary School	Wireless Network Upgrade	64,000
Stirling Elementary School	Building Envelope Improvements (Roof, Window, Ext Wall, etc.)	1,457,000
	HVAC Improvements	764,000
	Music Equipment Replacement	50,000
	School Choice Enhancement	100,000
Sunland Park Academy	Building Envelope Improvements (Roof, Window, Ext Wall, etc.)	204,000
	Fire Alarm	294,000
	Music Equipment Replacement	50,000
	School Choice Enhancement	100,000
Sunrise Middle School	Additional computers to close computer gap	185,000
	Fire Sprinklers	12,000
	Single Point of Entry	233,000
	Safety / Security Upgrade	81,000
	HVAC Improvements	118,000
	Building Envelope Improvements (Roof, Window, Ext Wall, etc.)	2,071,000
	Electrical Improvements	424,000
	School Choice Enhancement	100,000
	Wireless Network Upgrade	110,000
	CAT 6 Data port Upgrade	22,000
Sunset Lakes Elementary School	Building Envelope Improvements (Roof, Window, Ext Wall, etc.)	853,000
	HVAC Improvements	358,000
	School Choice Enhancement	100,000
	Technology Infrastructure (Servers, Racks, etc.) Upgrade	9,000
Sunshine Elementary School	Single Point of Entry	60,000
Taravella, J.P. Senior High School	Single Point of Entry	540,000

\* Project expenditures include, but are not limited to, advertising costs during the planning and procurement phase, design costs, construction costs, permitting costs, equipment, and work orders

This is a budget and expenditure activity report, and is not a construction status report. The accompanying introduction and notes are an integral part of this report.

# SMART Program Budget Activity Report

## Remaining Projects Detail Schedule for Quarter Ended September 30, 2016

GOB Referendum Approved by Voters on 11/4/2014 - 22 Months Since Approval

School	Project	Original Budget
Tedder Elementary School	Building Envelope Improvements (Roof, Window, Ext Wall, etc.)	1,671,000
	PE/Athletic Improvements	14,000
	HVAC Improvements	994,000
	Fire Alarm	294,000
	Fire Sprinklers	215,000
	Music Equipment Replacement	50,000
Tequesta Trace Middle School	Fire Sprinklers	15,000
	Single Point of Entry	233,000
	Technology Infrastructure (Servers, Racks, etc.) Upgrade	166,000
	CAT 6 Data port Upgrade	16,000
	Wireless Network Upgrade	56,000
The Quest Center	Additional computers to close computer gap	22,000
	Fire Alarm	377,000
	HVAC Improvements	934,000
	Safety / Security Upgrade	84,000
	Single Point of Entry	90,000
	Electrical Improvements	293,000
	Music Equipment Replacement	50,000
	School Choice Enhancement	100,000
Thurgood Marshall Elementary School	Wireless Network Upgrade	54,000
	Music Equipment Replacement	50,000
Tradewinds Elementary School	Single Point of Entry	195,000
Tropical Elementary School	Additional computers to close computer gap	132,000
	Fire Sprinklers	33,000
	HVAC Improvements	166,000
	Fire Alarm	252,000
	Building Envelope Improvements (Roof, Window, Ext Wall, etc.)	55,000

\* Project expenditures include, but are not limited to, advertising costs during the planning and procurement phase, design costs, construction costs, permitting costs, equipment, and work orders

This is a budget and expenditure activity report, and is not a construction status report. The accompanying introduction and notes are an integral part of this report.

# SMART Program Budget Activity Report

## Remaining Projects Detail Schedule for Quarter Ended September 30, 2016

GOB Referendum Approved by Voters on 11/4/2014 - 22 Months Since Approval

School	Project	Original Budget
Tropical Elementary School	Music Equipment Replacement	50,000
	School Choice Enhancement	100,000
	Technology Infrastructure (Servers, Racks, etc.) Upgrade	66,000
	Wireless Network Upgrade	76,000
	CAT 6 Data port Upgrade	8,000
Village Elementary School	Fire Sprinklers	304,000
	Single Point of Entry	195,000
	HVAC Improvements	150,000
	Fire Alarm	293,000
	Building Envelope Improvements (Roof, Window, Ext Wall, etc.)	81,000
	Media Center improvements	175,000
	Music Equipment Replacement	50,000
	School Choice Enhancement	100,000
Walker Elementary School	Building Envelope Improvements (Roof, Window, Ext Wall, etc.)	380,000
	Fire Alarm	294,000
	HVAC Improvements	917,000
	Music Equipment Replacement	50,000
Watkins Elementary School	Single Point of Entry	60,000
	Technology Infrastructure (Servers, Racks, etc.) Upgrade	9,000
Welleby Elementary School	Single Point of Entry	195,000
	Music Equipment Replacement	50,000
West Broward High School	Track Resurfacing	300,000
West Hollywood Elementary School	Additional computers to close computer gap	141,000
	Building Envelope Improvements (Roof, Window, Ext Wall, etc.)	741,000
	Fire Alarm	294,000
	HVAC Improvements	1,644,000

\* Project expenditures include, but are not limited to, advertising costs during the planning and procurement phase, design costs, construction costs, permitting costs, equipment, and work orders

This is a budget and expenditure activity report, and is not a construction status report. The accompanying introduction and notes are an integral part of this report.

# SMART Program Budget Activity Report

## Remaining Projects Detail Schedule for Quarter Ended September 30, 2016

GOB Referendum Approved by Voters on 11/4/2014 - 22 Months Since Approval

School	Project	Original Budget
West Hollywood Elementary School	Music Equipment Replacement	50,000
	School Choice Enhancement	100,000
	CAT 6 Data port Upgrade	12,000
	Wireless Network Upgrade	27,000
Westchester Elementary School	HVAC Improvements	323,000
	Media Center improvements	208,000
	Electrical Improvements	263,000
	Building Envelope Improvements (Roof, Window, Ext Wall, etc.)	182,000
	Fire Sprinklers	772,000
	School Choice Enhancement	100,000
Western Senior High School	Music Equipment Replacement	300,000
Westglades Middle School	Additional computers to close computer gap	304,000
	Single Point of Entry	233,000
	Technology Infrastructure (Servers, Racks, etc.) Upgrade	215,000
	CAT 6 Data port Upgrade	25,000
Westpine Middle School	Additional computers to close computer gap	236,000
	Single Point of Entry	233,000
	Technology Infrastructure (Servers, Racks, etc.) Upgrade	9,000
	CAT 6 Data port Upgrade	17,000
	Wireless Network Upgrade	119,000
Westwood Heights Elementary School	HVAC Improvements	628,000
	Media Center improvements	110,000
	Building Envelope Improvements (Roof, Window, Ext Wall, etc.)	982,000
	Music Equipment Replacement	50,000
Whiddon-Rogers Education Center	Additional computers to close computer gap	50,000
	Music Equipment Replacement	50,000
	Technology Infrastructure (Servers, Racks, etc.) Upgrade	18,000

\* Project expenditures include, but are not limited to, advertising costs during the planning and procurement phase, design costs, construction costs, permitting costs, equipment, and work orders

This is a budget and expenditure activity report, and is not a construction status report. The accompanying introduction and notes are an integral part of this report.

# SMART Program Budget Activity Report

## Remaining Projects Detail Schedule for Quarter Ended September 30, 2016

GOB Referendum Approved by Voters on 11/4/2014 - 22 Months Since Approval

School	Project	Original Budget
Whiddon-Rogers Education Center	CAT 6 Data port Upgrade	32,000
	Wireless Network Upgrade	104,000
Whispering Pines Education Center	Single Point of Entry	270,000
	Music Equipment Replacement	50,000
	Wireless Network Upgrade	33,000
Wilton Manors Elementary School	Music Equipment Replacement	50,000
	CAT 6 Data port Upgrade	16,000
	Wireless Network Upgrade	24,000
Wingate Oaks Center	Music Equipment Replacement	50,000
	School Choice Enhancement	100,000
	Technology Infrastructure (Servers, Racks, etc.) Upgrade	103,000
	Wireless Network Upgrade	61,000
Young, Virginia Shuman Elementary School	Additional computers to close computer gap	145,000
	Music Equipment Replacement	50,000
	Technology Infrastructure (Servers, Racks, etc.) Upgrade	43,000
	CAT 6 Data port Upgrade	20,000
	Wireless Network Upgrade	64,000
Young, Walter C. Middle School	Additional computers to close computer gap	212,000
	Replacement of building 1	252,000
	Media Center improvements	145,000
	HVAC Improvements	5,805,000
	Building Envelope Improvements (Roof, Window, Ext Wall, etc.)	3,011,000
	School Choice Enhancement	100,000
	Technology Infrastructure (Servers, Racks, etc.) Upgrade	182,000
	Wireless Network Upgrade	71,000
CAT 6 Data port Upgrade	19,000	

\* Project expenditures include, but are not limited to, advertising costs during the planning and procurement phase, design costs, construction costs, permitting costs, equipment, and work orders

This is a budget and expenditure activity report, and is not a construction status report. The accompanying introduction and notes are an integral part of this report.

# SMART Program Budget Activity Report

## Remaining Projects Detail Schedule for Quarter Ended September 30, 2016

GOB Referendum Approved by Voters on 11/4/2014 - 22 Months Since Approval

	Original Budget
Total	\$ 314,068,435

\* Project expenditures include, but are not limited to, advertising costs during the planning and procurement phase, design costs, construction costs, permitting costs, equipment, and work orders

This is a budget and expenditure activity report, and is not a construction status report. The accompanying introduction and notes are an integral part of this report.



# Section 6

---

## Supplier Diversity Outreach Program

Maurice Woods, Chief Strategy & Operations Officer

## **STRATEGIC PLAN SUPPLIER DIVERSITY OUTREACH PROGRAM**

### **VISION**

To promote the involvement and economic growth of the minority/ women business community, serving as a catalyst for creating more opportunities that allow our students to succeed in tomorrow's world.

### **MISSION**

To develop sustainable business relationships with minority and women business enterprises (M/WBEs). By actively seeking to promote value-added partnerships within the local community, we create a virtuous circle that fosters inclusion of diverse suppliers across the Broward County School District.

### **OVERVIEW**

The School Board of Broward County, Florida recognizes the value that a diverse vendor base brings to our School District. For this reason, the Supplier Diversity & Outreach Program spear-headed by Procurement & Warehousing Services is in place to ensure the following:

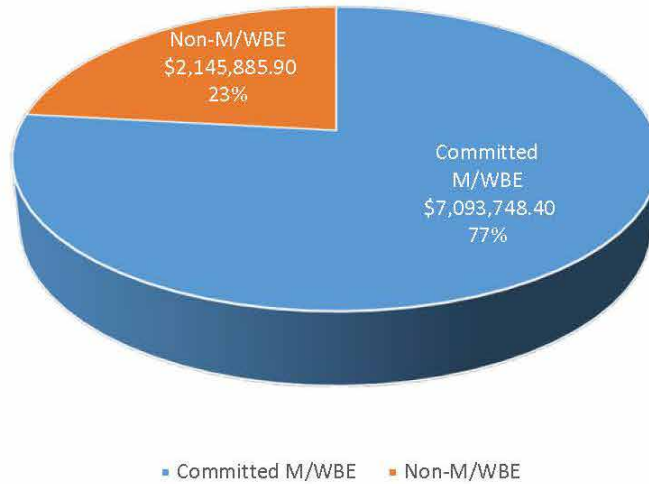
- Identify and certify qualified M/WBE suppliers to engage in competitive solicitations that are available throughout the District;
- Build and maintain a database of approved M/WBEs that reflects the diversity of our community, mitigating the findings presented from the Disparity Study;
- Ensure that timely, accurate information on opportunities within the District are made available to our M/WBEs;
- Encourage business opportunities within the District and M/WBEs through active participation in sourcing opportunities and advisory committees, ensuring that a fair, transparent and inclusive vendor selection process is in place.



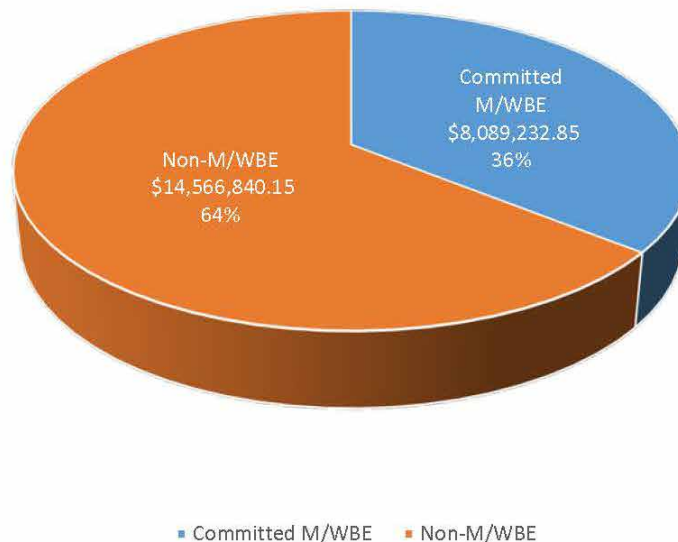
**2016 CONSTRUCTION M/WBE BREAKDOWN BY PROJECT TYPE**

Calculations based on numbers reported as of September 30, 2016

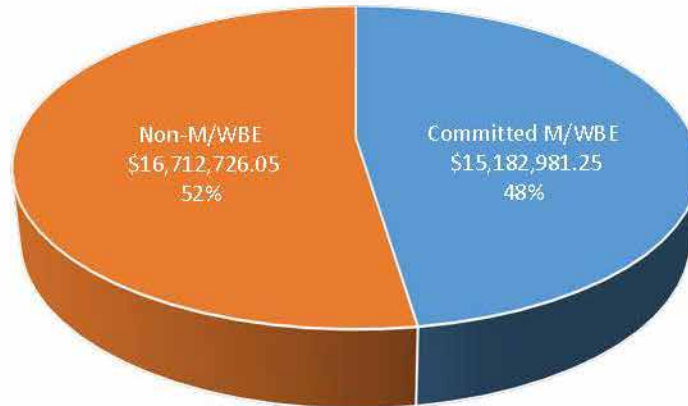
**PROFESSIONAL DESIGN SERVICES  
TOTAL AWARDED: \$9,239,634.30  
TOTAL M/WBE COMMITMENT: \$7,093,748.40**



**PROGRAM MANAGEMENT  
TOTAL AWARDED: \$22,656,073.00  
TOTAL M/WBE COMMITMENT: \$8,089,232.85**



**TOTAL COMBINED PROJECTS**  
**TOTAL COMBINED AWARD: \$31,895,707.30**  
**TOTAL NON-M/WBE: \$16,712,726.05**  
**TOTAL M/WBE COMMITMENT: \$15,182,981.25**



■ Committed M/WBE ■ Non-M/WBE

**SUPPLIER DIVERSITY & OUTREACH PROGRAM METRICS**  
Reporting Period July 1, 2016 – September 30, 2016

**OUTREACH EVENTS**

# of Workshops - 5

# of Trade Shows/Expos - 2

# of Newspaper/Radio "Impressions" - 0

**Total Outreach Events - 7**

**MINORITY/WOMEN BUSINESS ENTERPRISE PROGRAM ACTIVITY**

# of Certifications - 23

# of Re-Certifications – 11

**Total M/WBE Program Activity - 34**

**CONTRACTOR PRE-QUALIFICATION**

# of Certifications - 13

# of Re-Certifications – 44

Increase Limits – 1

**Total Contractor Pre-Qualification Activity - 58**

**CONTRACT COMPLIANCE**

# of Contracts with M/WBE Participation - 26

# of M/WBEs Utilized - TBD

% of M/WBE Commitment – 48%

\$ Amount of M/WBE Commitment - \$15,182,981.25

\$ Amount of Prime Payments - TBD

\$ Amount of M/WBE Payments - TBD

% of M/WBE Utilization – TBD

*\*Note: Contract Compliance totals related to Design and Construction*

**Broward County Public Schools (BCPS)  
Procurement & Warehousing Services Department  
Supplier Diversity & Outreach Program  
Outreach Events Report - September 2016**

BCPS Event	Date	Time	Description	Role	Location	Attendees					
						Prospective Pre-Qualified Contractors	Prospective M/WBE Vendors	Pre-Qualified Contractors	Certified M/WBE Vendors	SBBC Staff	Total
No	July 20, 2016	5:00 PM - 7:00 PM	Stiles Construction & Construction Association of South Florida Present: SPEED NETWORKING	Networking	Ft. Lauderdale, FL	0	4	1	1	1	7
No	August 8, 2016	10:00 AM - 11:30 AM	Florida State Minority Supplier Development Council (FSMSDC) MBDA Partner Meeting	Networking	Miami, FL	1			1		2
Yes	August 18, 2016	9:00 AM - 10:00 AM	Back to School with SAP Training	Training	Sunrise, FL					171	171
No	August 25, 2016	3:00 PM - 9:00 PM	South Florida Business Conference	Networking	Ft. Lauderdale, FL		35			2	37
Yes	September 12, 2016	12:00 PM - 2:00 PM	Supplier Diversity & Outreach Program "Meet the Prime Lunch-n-Learn" Workshop, sponsored by Munilla Construction Management, LLC d/b/a MCM	Business Matchmaker	Sunrise, FL						
No	September 23, 2016	7:00 AM - 5:00 PM	Palm Beach Partners Business Matchmaker Conference and Expo	Business Matchmaker	West Palm Beach, FL						
Yes	September 23, 2016	2:00 PM - 5:00 PM	Seminar / Kickoff Meeting for Technical and Business Management Training in partnership with Florida Department of Transportation (FDOT) 5-Day Course	Business Development Training	Sunrise, FL						
Yes	October 7, 2016	8:00 AM - 4:00 PM	Technical and Business Management courses in partnership with Florida Department of Transportation (FDOT) (5-Day Course)	Business Development Training	Sunrise, FL						
Yes	October 14, 2016	8:00 AM - 4:00 PM	Technical and Business Management courses in partnership with Florida Department of Transportation (FDOT) (5-Day Course)	Business Development Training	Sunrise, FL						
Yes	October 21, 2016	9:00 PM - 12:00 PM	Technical and Business Management courses in partnership with Florida Department of Transportation (FDOT) (5-Day Course)	Business Development Training	Sunrise, FL						

Total # of Events Fiscal Year To Date 4





## PROCUREMENT & WAREHOUSING SERVICES

### PRE-QUALIFICATION REPORT

#### PRE-QUALIFIED CONTRACTORS AS OF 09/01/2016

**TOTAL No. OF PRE-QUALIFIED CONTRACTORS** **131**

#### Companies by License

Broward County 3E (Paving & Sealcoating)	1	State Elevator	4
Broward County Fence Erection	1	State Certified Specialty Contractor	1
Certificate of Competency Fire Protection (Excluding Fire Alarm)	1	State Certified Electrical (Including Fire Alarm)	5
Class A Air-Conditioning	3	State Fire Alarm System Contractor I	1
Class B Air-Conditioning	1	State Fire Sprinkler System Contractor I	2
Concrete Placing & Finishing	1	State General	74
County Specialty Building Painting Interior/Exterior	1	State Mechanical	13
Pollutant Storage System	1	State Mechanical (Test & Balance)	1
State Alarm System Contractor I	4	State Paving	1
State Asbestos	3	State Roofing	9
State Building	5	State Specialty Electrical	2
State Certified Air-Conditioning	1	Test & Balance Class A Smoke Control	1
State Certified Electrical	4		

**Grand Total \*** **141**

\* The total number does not match with the total number of pre-qualified contractors, because a company may be pre-qualified under multiple licenses, generating duplicated records.

#### PRE-QUALIFICATION PROCESS ACTIVITY

	2015-2016	07/8/2016 Report	08/31/2016 Report	FYTD
Approved Certification Applications	32	3	2	10
Approved Re-Certification Applications	107	10	9	30
Approved Request to Increase Limits	7	1	0	1
<b>Total Approved</b>	<b>146</b>	<b>14</b>	<b>11</b>	<b>41</b>
Applications Recommended to Not Certify	0	0	1	1
<b>Total Applications Processed</b>	<b>146</b>	<b>14</b>	<b>12</b>	<b>42</b>
<b>Revoked Contractors (No response of Renewal Notice within 30 Days)</b>	<b>8</b>	<b>1</b>	<b>1</b>	<b>3</b>

#### PRE-QUALIFIED M/WBE CONTRACTORS

##### Companies by Ethnicity/Gender

	Female	Male	Total	%
African American	2	8	10	31%
Asian American	0	0	0	0%
Hispanic American	5	13	18	56%
White American	4	0	4	13%
<b>Grand Total</b>	<b>11</b>	<b>21</b>	<b>32</b>	
%	34%	66%		

Prepared on 09/01/2016


**PROCUREMENT & WAREHOUSING SERVICES**
**M/WBE REPORT**
**M/WBE PROGRAM AS OF 09/01/2016**
**ACTIVE CERTIFIED COMPANIES**
**TOTAL Number OF M/WBE CERTIFIED COMPANIES 693**
**Companies By Industry**

Commodities (Supplies)	103
Construction	198
Professional Services	202
Business Services	312
<b>Grand Total *</b>	<b>815</b>

\* The total number does not match with the total number of certified companies, because there may be companies that provide services/goods for more than one business category, generating duplicated records.

**M/WBE PROGRAM ACTIVITY**

	2015-2016	07/11/2016 Report	08/31/2016 Report	Fiscal Year To Date
Approved Certification Applications	115	1	14	18
Approved Re-certification Applications	107	3	5	9
<b>Total Approved</b>	<b>222</b>	<b>4</b>	<b>19</b>	<b>27</b>
Denied Applications	6	0	1	1
<b>Total Applications Processed</b>	<b>228</b>	<b>4</b>	<b>20</b>	<b>28</b>

**In the Queue**

Applications Pending Review	13	16	18
Applications Pending Additional Information	36	36	32
<b>Total Application in the Queue</b>	<b>49</b>	<b>52</b>	<b>50</b>

**M/WBE CERTIFICATIONS & RE-CERTIFICATIONS**
**Companies by Ethnicity/Gender**

	Female	Male	Total	%
African American	98	150	248	36%
Asian American	22	29	51	7%
Hispanic American	93	121	214	31%
White American	180	N/A	180	26%
<b>Grand Total</b>	<b>393</b>	<b>300</b>	<b>693</b>	
%	57%	43%		

Prepared on 09/01/2016

M/WBE BOND REPORT										
School Name	Project Type	Prime Vendor	M/WBE Prime	Contract Amount	M/WBE Commitment %	M/WBE Amount	Non-M/WBE	Prime Payments	M/WBE Payments	% M/WBE Utilization
Atlantic Technical College	Professional Design Services	M.C. Harry & Associates, Inc.	African-American MBE	\$ 553,949.00	36.6%	\$ 202,900.00	\$ 351,049.00			
Blanche Ely Senior High	Professional Design Services	Wolfberg Alvarez & Partners, Inc.	YES	\$ 862,400.00	95.1%	\$ 820,178.00	\$ 42,222.00			
Broadview Elementary	Professional Design Services	M.C. Harry & Associates, Inc.	African-American MBE	\$ 123,122.00	31.5%	\$ 38,800.00	\$ 84,322.00			
Coconut Creek Elementary	Professional Design Services	Jorge A. Gutierrez Architect, LLC	Hispanic-American MBE	\$ 288,094.00	100.0%	\$ 288,094.00	-			
Coconut Creek High	Professional Design Services	M.C. Harry & Associates, Inc.	African-American MBE	\$ 290,000.00	27.0%	\$ 78,300.00	\$ 211,700.00			
Coral Springs Senior High	Professional Design Services	M.C. Harry & Associates, Inc.	African-American MBE	\$ 683,451.00	28.1%	\$ 192,300.00	\$ 491,151.00			
Cypress Elementary	Professional Design Services	Jorge A. Gutierrez Architect, LLC	Hispanic-American MBE	\$ 209,927.00	100.0%	\$ 209,927.00	-			
Deerfield Beach Senior High	Professional Design Services	Wolfberg Alvarez & Partners, Inc.	Hispanic-American MBE	\$ 485,500.00	95.4%	\$ 463,167.00	\$ 22,333.00			
District-wide	Program Manager - Cost and Program Control Services	Atkins North America, Inc.	N/A	\$ 6,456,073.00	45%	\$ 2,905,232.85	\$ 3,550,840.15			
District-wide	Program Manager - Owner's Representative Services	Heery International, Inc.	N/A	\$ 16,200,000.00	32%	\$ 5,184,000.00	\$ 11,016,000.00			
Eagle Point Elementary	Professional Design Services	Williamson Dacar Associates, Inc.	N/A	\$ 290,568.99	46.5%	\$ 135,114.58	\$ 155,454.41			
Griffin Elementary	Professional Design Services	Jorge A. Gutierrez Architect, LLC	Hispanic-American MBE	\$ 143,101.00	100.0%	\$ 143,101.00	-			
Indian Ridge Middle	Professional Design Services	Jorge A. Gutierrez Architect, LLC	Hispanic-American MBE	\$ 308,340.00	100.0%	\$ 308,340.00	-			
James S. Rickards Middle	Professional Design Services	Williamson Dacar Associates, Inc.	N/A	\$ 298,395.24	36.3%	\$ 108,317.47	\$ 190,077.77			
Lauderdale Lakes Middle	Professional Design Services	Jorge A. Gutierrez Architect, LLC	Hispanic-American MBE	\$ 382,422.00	70.0%	\$ 267,695.40	\$ 114,726.60			



School Name	Project Type	Prime Vendor	M/WBE Prime	Contract Amount	M/WBE Commitment %	M/WBE Amount	Non-M/WBE	Prime Payments	M/WBE Payments	% M/WBE Utilization
Manatee Bay Elementary	Professional Design Services	Jorge A. Guierrez Architect, LLC	Hispanic-American MBE	\$ 109,247.00	100.0%	\$ 109,247.00	\$ -			
Mablewood Elementary	Professional Design Services	M.C. Harry & Associates, Inc.	African-American MBE	\$ 152,075.00	25.3%	\$ 38,400.00	\$ 113,675.00			
Margate Elementary	Professional Design Services	Song & Associates, Inc.	M/WBE Asian-American	\$ 293,893.00	100.0%	\$ 293,893.00	\$ -			
Northeast Senior High	Professional Design Services	ACA Associates	Hispanic-American MBE	\$ 880,000.00	100.0%	\$ 880,000.00	\$ -			
Piper Senior High	Professional Design Services	Wolberg Alvarez & Partners, Inc.	Hispanic-American MBE	\$ 854,221.00	95.4%	\$ 814,671.00	\$ 39,550.00			
Quiet Waters Elementary	Professional Design Services	Williamson Dacar Associates, Inc.	N/A	\$ 274,000.00	42.8%	\$ 117,272.00	\$ 156,728.00			
Ramblewood Elementary	Professional Design Services	Nyako Architectural Group, Inc.	African-American MBE	\$ 185,000.00	100.0%	\$ 185,000.00	\$ -			
Sheridan Hills Elementary	Professional Design Services	Williamson Dacar Associates, Inc.	N/A	\$ 198,448.07	41.5%	\$ 82,355.95	\$ 116,092.12			
Silver Trail Middle	Professional Design Services	Nyako Architectural Group, Inc.	African-American MBE	\$ 280,000.00	100.0%	\$ 280,000.00	\$ -			
Stranahan Senior High	Professional Design Services	Wolberg Alvarez & Partners, Inc.	Hispanic-American MBE	\$ 946,500.00	94.0%	\$ 889,695.00	\$ 56,805.00			
Wingate Oaks Center	Professional Design Services	Sol-ARCH, Inc.	Hispanic-American M/WBE	\$ 1,46,980.00	100.0%	\$ 1,46,980.00	\$ -			
				\$ 31,895,707.30	48%	\$ 15,182,981.25	\$ 16,712,726.05	\$ -	\$ -	0%





# Section 7

---

## Communications

## EXECUTIVE SUMMARY

During the quarter ending September 2016, the SMART communications team worked diligently with the Heery International and Atkins team, the Office of Facilities & Construction (OF&C) team, the Public Information Office (PIO) and other key stakeholders to develop and begin implementing a comprehensive communication plan related to the SMART initiative. The collaborative effort resulted in a communications plan that will strive to proactively inform District constituents at all levels of the progress made as the SMART Program builds momentum.


The communication plan consists of a tool kit comprised of materials designed for consistency of message yet offering the flexibility to tailor materials to diverse audience that makes up the District constituency including parents, principals, District staff, business community, community leaders, municipalities, and the public at large. The communications tool kit includes but is certainly not limited to:

- Weekly Tweets of newsworthy SMART accomplishments
- Bi-weekly e-newsletter from OF&C
- Monthly SMART update
- Quarterly SMART Bulletin (newsletter)
- Updates to municipalities
- Presentations and participation in business and community meetings
- Ongoing communications with Principals and the school community
- Annual report

OF&C Matrix		SMART Communications			
Date	Materials	Target Audience	Distribution	Roles & Responsibility	Status
Weekly	<ul style="list-style-type: none"> <li>• Tweets (2-3)</li> <li>• Email tweeted school</li> </ul>	<ul style="list-style-type: none"> <li>• Public</li> <li>• Principals</li> </ul>	<ul style="list-style-type: none"> <li>• Leo's Twitter</li> <li>• Retweets</li> <li>• Email</li> </ul>	<ul style="list-style-type: none"> <li>• Chief Facilities Officer</li> <li>• Communications Liaison</li> </ul>	<ul style="list-style-type: none"> <li>• Underway</li> <li>• End of September</li> </ul>
Bi-weekly	<ul style="list-style-type: none"> <li>• OF&amp;C Memo: e-Line from Leo</li> </ul>	<ul style="list-style-type: none"> <li>• Internal</li> <li>• Principals</li> </ul>	<ul style="list-style-type: none"> <li>• Pivot</li> <li>• Email</li> </ul>	<ul style="list-style-type: none"> <li>• Chief Facilities Officer</li> <li>• Communications Liaison</li> </ul>	<ul style="list-style-type: none"> <li>• Vol. 1 - October '16</li> </ul>
Monthly	<ul style="list-style-type: none"> <li>• SMART Update</li> <li>• Board Approvals Recap</li> </ul>	<ul style="list-style-type: none"> <li>• Public</li> <li>• Board members</li> <li>• Municipalities</li> </ul>	<ul style="list-style-type: none"> <li>• PIO</li> <li>• Legislation</li> </ul>	<ul style="list-style-type: none"> <li>• PIO</li> <li>• Chief Facilities Officer</li> <li>• Communications Liaison</li> </ul>	<ul style="list-style-type: none"> <li>• Underway</li> <li>• October</li> </ul>
Quarterly	<ul style="list-style-type: none"> <li>• SMART Bulletin</li> <li>• Supplement – District update</li> <li>• BOC Report</li> </ul>	<ul style="list-style-type: none"> <li>• Public</li> <li>• Business community</li> </ul>	<ul style="list-style-type: none"> <li>• District Lists</li> <li>• Municipalities</li> <li>• Board</li> </ul>	<ul style="list-style-type: none"> <li>• Chief Facilities Officer</li> <li>• Legislation</li> <li>• Owner's Rep</li> <li>• Communications Liaison</li> </ul>	<ul style="list-style-type: none"> <li>• Fall 2016</li> <li>• Q3 2016</li> </ul>
Annually	<ul style="list-style-type: none"> <li>• Interim (2 year Recap)</li> <li>• Annual Report</li> </ul>	<ul style="list-style-type: none"> <li>• Public</li> <li>• Board</li> <li>• District</li> </ul>	<ul style="list-style-type: none"> <li>• District Lists</li> <li>• Municipalities</li> <li>• Board</li> <li>• Media</li> </ul>	<ul style="list-style-type: none"> <li>• Chief Facilities Officer</li> <li>• Communications Liaison</li> </ul>	<ul style="list-style-type: none"> <li>• Before Thanksgiving (1<sup>st</sup> or 2<sup>nd</sup> week of Nov.)</li> </ul>
Other (Ongoing)	<ul style="list-style-type: none"> <li>• Principal's Communication</li> <li>• PowerPoint/SMART Spotlight</li> <li>• Website</li> <li>• Press Releases</li> <li>• Project Charter (Toolkit)</li> <li>• School Choice Template</li> </ul>	<ul style="list-style-type: none"> <li>• Public</li> <li>• Media</li> <li>• Principals</li> <li>• Community</li> </ul>	<ul style="list-style-type: none"> <li>• District Lists</li> <li>• Municipalities</li> <li>• Board</li> <li>• Media/Community Papers</li> <li>• Pivot</li> </ul>	<ul style="list-style-type: none"> <li>• PIO</li> <li>• Chief Facilities Officer</li> <li>• Communications Liaison</li> </ul>	<ul style="list-style-type: none"> <li>• As needed</li> </ul>

TOOLKIT									
1. Tweets	2. Email Communication	3. SMART Update	4. SMART Bulletin	5. District/Zone Update	6. PowerPoint	7. SMART Spotlight	8. Talking Points	9. Background Report	10. Annual Report



As of October 4, 2016

## COMMUNICATIONS BY THE NUMBERS

This past quarter, the communication team has focused on designing, producing and implementing some of these key communication strategies and materials.

- 232 School Spotlights
- 2 SMART Updates
- 12 Outreach Events
  - 5 Business Community
  - 4 Municipalities
  - 3 School & Other Communities
- 22 Twitter Posts

OF&C Upcoming Events				SMART Presentations			
Date	Time	Organization	Target Audience	Presenter	Duration	Tools	Topics of Interest (anticipated)
Jul-6	6:30 PM	Municipal Update: City of Oakland Park	City commission & public	• OF&C - Leo Bobadilla • Owner Rep - Robert Corbin	30-45 mins	• PowerPoint • Talking points	• SMART Progress • City schools update
Aug-10	6:00 PM	Coral Springs Customer – Involved Government Committee	Committee and public	• Superintendent	30-45 mins	• Municipal Spotlight	• SMART Progress • City schools update
Aug-17	6:00 PM	Municipal Update: City of Pembroke Pines	City commission & public	• OF&C - Leo Bobadilla • Owner Rep - Robert Corbin	30-45 mins	• PowerPoint • Talking points	• SMART Progress • City schools update
Aug-29	5:30 PM	Bond Oversight Committee Meeting	Committee and public	• OF&C - Leo Bobadilla • Owner Rep - Robert Corbin	30-45 mins	• PowerPoint • Talking points	• SMART Progress • City schools update
Sep-8	8:30 AM	Greater Ft. Lauderdale Alliance Partner Council	Community At Large - Business Enterprises	• Superintendent • OF&C - Leo Bobadilla	5 mins	• PowerPoint • SMART Update • Talking points	• Economic development/MWBE • SMART Progress • Procurement forecast & opportunities
Sep-13	10:00 AM	Bond Oversight Committee Workshop	School Board Members	• OF&C - Leo Bobadilla • Owner Rep - Robert Corbin	30 mins	• PowerPoint • SMART Update • Talking points	• SMART Progress • Communications (update on BOC report) • MWBE progress
Sep-14	7:30 AM	Education Youth Advocacy Committee Broward Workshop	Business leaders	• Superintendent • OF&C - Leo Bobadilla	30 mins	• PowerPoint • SMART Update	• SMART Progress • Schedule/timeline • Financial update
Sep-14	11:30 AM	Society for Marketing Professionals	Design/Contractor Community	• OF&C - Leo Bobadilla	2 hours	• SMART Handout • Talking points	• SMART Progress • Schedule/timeline • Financial update
Sep-21	8:30 AM	South Area Advisory Council	Principals & Parents	• OF&C - Leo Bobadilla • Owner Rep - Robert Corbin	1 hour	• PowerPoint • SMART Spotlight	• SMART Progress
Sep-21	7:00 PM	Municipal Update: City of West Park	City commission & public	• OF&C - Leo Bobadilla • Owner Rep - Robert Corbin	30-45 mins	• PowerPoint • Talking points • SMART Spotlight	• SMART Progress • City schools update
Sep-22	7:30 AM	Downtown Council Greater Ft. Lauderdale Chamber of Commerce	Business community	• Superintendent	30 mins	• PowerPoint • Talking points • SMART Spotlight	• Economic development/MWBE • SMART Progress • Procurement forecast & opportunities
Sep-22	11:30 AM	Florida Tax Watch	Business leaders	• Superintendent	30-45 mins	• PowerPoint • Talking points • SMART Spotlight	• SMART Progress • Schedule/timeline
Sep-23	9:00 AM	Minority Builders Roundtable	Design/Contractor Community	• MWBE - Barron Channer • Procurement - Vanessa Lauchaire	1 hour	• PowerPoint • Talking points	• Economic development/MWBE • SMART Progress • Procurement forecast & opportunities



**TOOLKIT**

1. PowerPoint Presentation    2. Talking points    3. SMART Update    4. SMART Spotlight    5. Background report

# SCHOOL SPOTLIGHT

To help kick-off the new school year, a back to school newsletter was developed and delivered to 232 schools. Over 250,000 flyers customized for each school were printed and distributed to every student/parent at schools with SMART projects. The School Spotlight was an informational flyer with an overall update of the SMART Program as well as specific progress report on each school's projects. A supporting letter was sent to each principal encouraging them to share their School Spotlight with their students, parents and school constituents.



**Northeast High**  
 700 Ne 56 Street  
 Oakland Park  
**School Type:** High  
**LoId:** 1241  
**ADEFP Budget:** \$15,872,000  
**Board Member:** Heather Brinkworth  
**District:** 3

Project	Scope	Funding Year*				
		Group 1 '14-'15	Group 2 '15-'16	Group 3 '16-'17	Group 4 '17-'18	Group 5 '18-'19
y & rity	Single Point of Entry	●				
y & rity	Safety / Security Upgrade	●				
y & rity	Fire Sprinklers	●				
y & rity	Fire Alarm	●				
tics	Weight Room Renovation	●				
vation	Wireless Network Upgrade	<a href="#">Click here for Technology status updates</a>				
vation	STEM Lab improvements	●				
vation	School Choice Enhancement	●				
vation	HVAC Improvements	●				
vation	Electrical Improvements	●				
vation	CAT 6 Data port Upgrade	<a href="#">Click here for Technology status updates</a>				
vation	Re-Roofing	●				
vation	ADA renovations related to educational adequacy	●				
nology	Technology Infrastructure (Servers, Racks, etc.) Upgrade	<a href="#">Click here for Technology status updates</a>				
nology	Additional computers to close computer gap	<a href="#">Click here for Technology status updates</a>				

Legend: ● Not Started ● Planning/Design In Progress ● Improvements/Construction In Progress ● Complete

Project status to be updated on a monthly basis. Budgets are subject to modification as per the approved FY ADEFP addenda.

ending year when the District has allocated funds for the scope of work to begin. Status shown above is through July 2016.

uture status updates visit: [schools.com/School-Info/SmartSchools](http://schools.com/School-Info/SmartSchools) For technology updates visit: [www.browardschools.com/Web/Smart-Needs-it](http://www.browardschools.com/Web/Smart-Needs-it)



### Stay Informed

- The SMART Futures website has launched a new page featuring the Office of Facilities & Construction (OF&C) projects.
- Visit the website to obtain specific information about your school.
- [www.browardschools.com/School-Info/SmartSchools](http://www.browardschools.com/School-Info/SmartSchools)

### Welcome Back!

As we welcome our students back for the 2016-17 school year, we want to take this opportunity to update you on our SMART (Safety, Music, and Art, Athletics, Renovation, and Technology) endeavors, funded by the \$800 million General Obligation Bond.

The SMART Program is steadily moving forward as 504 school facilities projects (out of 1,415) are currently underway.

The Office of Facilities & Construction (OF&C) has created a detailed phased process to assure the SMART Program goals are met.

Planning is the most important aspect of the process as it sets the tone and objectives for the entire project. In-depth preparation will allow us to quickly track progress, manage construction budgets and direct project success.

We encourage you to turn the page and read more about the SMART Program initiatives at your school.

### Phased Process = Project Success

PHASE 1	PHASE 2	PHASE 3	PHASE 4	PHASE 5	PHASE 6
<b>PLANNING:</b> Develop and validate project scope.	<b>HIRE DESIGN TEAM:</b> Advertise and hire design team - architect/engineer.	<b>DESIGN PROJECT:</b> Prepare drawings/plans for release to contractor/vendor.	<b>HIRE CONTRACTOR/VENDOR:</b> Hire contractor/vendor to implement improvements.	<b>IMPLEMENT PROJECTS:</b> Contractor/vendor implement improvements.	<b>IMPROVEMENTS COMPLETE:</b> Inspect project for quality assurance.
147 Projects \$77.76M	212 Projects \$187.73M	38 Projects \$39.46M	53 Projects \$7.81M	17 Projects \$5.87M	37 Projects \$13.76M

"It is as important to do this work the right way, as it is to do it quickly"  
 ... Superintendent Robert W. Runcie  
 Figures provided are as of July 31, 2016

### SMART by the Numbers

- 232 schools have improvements in the SMART Program
- 110 schools have at least one School Choice Enhancement project underway
- \$332 million of projects are in progress or complete
- \$46 million in technology upgrades installed
- 50,000 computer devices installed



## OUTREACH - BUSINESS COMMUNITY

---

09-08-2016 Greater Fort Lauderdale Alliance – *Partner Council*

---

09-14-2016 Broward Workshop – *Education Youth Advocacy Committee*

---

09-14-2016 Society for Marketing Professionals

---

09-22-2016 Greater Fort Lauderdale Chamber of Commerce

---

09-23-2016 Minority Builders Coalition

---



Greater Ft. Lauderdale Alliance



Broward Workshop



Society for Marketing Professionals



Minority Builders Coalition

## OUTREACH - MUNICIPALITIES

---

07-06-2016	City of Oakland Park
08-17-2016	City of Pembroke Pines
09-21-2016	City of West Park
09-22-2016	Greater Fort Lauderdale Chamber of Commerce

---



City of Pembroke Pines



City of West Park



City of Oakland Park



## OUTREACH – SCHOOL & OTHER COMMUNITIES

---

08-10-2016 Coral Springs Customer Involved Government Committee Meeting

---

09-21-2016 South Area Advisory Council

---

09-22-2016 Florida Tax Watch

---



Florida Tax Watch



Coral Springs Committee Meeting



South Area Advisory Council

## TWITTER

08-02-2016	SMART bond supports H.S. student interns w/ career-related exp. While working on their own schools @Browardschools
08-02-2016	Great response by construction firms at CMAR pre-bid for Blanche Ely, Northeast & Stranahan HS @Browardschools
08-03-2016	Team making HVAC improvements to Castle Hill ES before the start of another school year @Browardschools
08-03-2016	Chapel Trail ES receives HVAC improvements before the start of a new school year @Browardschools
08-10-2016	Final prep by Facilities & Construction Team @Browardschools – Covered walkway at Lauderhill ES nears completion
08-23-2016	City of Pembroke Pines Commissioners receive SMART update. #BCPSSMARTFutures #BCPSProud
08-25-2016	Pompano Beach MS completes School Choice projects in time for back to school #BCPSSMARTFutures
09-01-2016	Griffin Elem receives new laptops & document cameras for 21 <sup>st</sup> century learning @Browardschools #BCPSSMARTFutures
09-08-2016	Partner council of Greater Fort Lauderdale Alliance receives BCPS SMART update #BCPSSMARTFutures @Browardshools
09-08-2016	Did you know? SMART is a 7 yr program w/ over 1,400 facility-related improvement projects in our schools #BCPSSMARTFutures
09-08-2016	Over 500 SMART projects are now in planning, design or construction phase #BCPSSMARTFutures
09-08-2016	Almost 50% of schools currently have a SMART project underway in planning, design, or construction #BCPSSmartFutures @browardschools
09-08-2016	Design contract for Wingate Oaks Center –SMART program renovations was approved by the Board last night #BCPSSMARFutures @Browardschools

## TWITTER continued

- 
- 09-08-2016 Design contracts for Silver Trail MS and Rickard MS SMART renovations were recently approved by the Board #BCPSSMARTFutures @Browardschools
- 
- 09-14-2016 SMART update provided to Broward Workshop Education Youth Advocacy Committee #BCPSSmartFutures @Browardschools
- 
- 09-14-2016 Enjoyed sharing info. On the SMART program @browardschools with the business community #BCPSSMARTFutures
- 
- 09-21-2016 South Area Advisory Council @Browardschools received #BCPSSmartFutures update
- 
- 09-22-2016 Construction for Boyd H. Anderson H.S's new media center continues to proceed @Browardschools #BCPSSMARTFutures
- 
- 09-24-2016 SMART bond progress @Browardschools shared with City of West Park Commissioners. #BCPSSmartFutures
- 
- 09-24-2016 Minority and Women-owned Businesses learn about SMART bond program @Browardschools & upcoming contracting opportunities #BCPSSMARTFutures
- 
- 09-27-2016 SMART Bond – School Choice Project @Browardschools provides students at McNicol MS with new seating #BCPSSMARTFutures
- 
- 09-29-2016 Coral Springs HS SMART School Choice Project @Browardschools advances learning technology with new document cameras #BCPSSMARTFutures
-

